

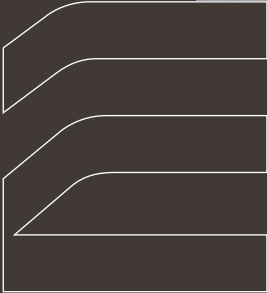
An aerial photograph of a modern backyard. A rectangular swimming pool with clear blue water is the central feature. The pool is surrounded by a light-colored stone patio. To the left of the pool, there are two white lounge chairs and a small white circular table with a chair. To the right of the pool, there is a gravel area and a stone fire pit with several wooden chairs. In the foreground, there are stone steps leading down to a grassy area. The landscaping includes various plants and shrubs. The overall design is clean and modern.

PERMACON

Landscape Products

20
24

Rediscover the beauty of the outdoors and create your own haven of peace with our exclusive and innovative products.



26

Alternative Landscaping

- 28 Artex Panel System
- 29 Orion Firepit

30

Slabs

- 32 Cassara Large Rectangle
- 33 City
- 34 Esbelto
- 34 Esbelto DuraFusion
- 35 Mega Melville
- 36 Melville 60
- 36 Melville 60 Small Rectangle
- 36 Melville 60 DuraFusion
- 38 Melville 24 x 24
- 39 Metrik
- 40 Mondrian Plus 50
- 41 Mondrian Plus 60
- 41 Mondrian Plus 60 Small Rectangle
- 42 Rosebel
- 44 Vertex
- 43 Wilfrid

46

Pavers

- 48 Brooklyn
- 49 Capiro
- 50 Cassara Large Rectangle
- 51 Cassara Verde
- 51 Eko
- 52 Esbelto DuraFusion
- 53 Kensington Smooth
- 54 Kensington
- 55 Mega Melville
- 56 Melville 80
- 56 Melville 80 Small Rectangle
- 56 Melville 80 DuraFusion
- 58 Melville Plank
- 59 Mondrian Plus 80
- 59 Mondrian Plus 80 Small Rectangle
- 60 Trafalgar 60
- 61 Vendome 60
- 61 Vendome 80
- 62 Virage
- 63 Zen

COVER:
Melville 60 Slab Range Scandina Grey - P 36
Mega Melville Plus Step Range Scandina Grey - P 85
Melville Plus 60 Capping Range Scandina Grey - P 80

64

Walls

- 66 Grande
- 67 Lafitt Tandem
- 68 Melville Tandem
- 69 Orion
- 70 RB
- 71 Urbano
- 72 Vario
- 74 Wallstone
- 74 Wedgestone

75

Capping

- 76 Lafitt Plus
- 78 Laguna
- 79 Leno Bullnose
- 79 Leno Lafitt
- 79 Leno Straight
- 78 Marina
- 80 Melville Plus 60 and 90

Steps

- 77 Lafitt Plus
- 81 Melville Plus 60 and 90

Mega Steps

- 84 Mega Lafitt Plus
- 85 Mega Melville Plus
- 86 Valentia

Curbs

- 88 Lafitt
- 89 Melville
- 90 Novo

91

Elements

- 92 Fireplace
- 92 Wood Boxes
- 92 Grill Island
- 92 Brick Oven

93

Mirage Porcelain Tiles

- 94 Noon
- 95 Quarziti 2.0

Miscellaneous

- 96 Polymeric Sands
- 97 Tools available at permacon.ca
- 98 Warranty

More than 70 years of expertise

Elevation

In its 9 manufacturing plants in Quebec and Ontario, Permacon manufactures increasingly innovative and trendy concrete products.

Engagement

Permacon is committed to offering high-quality products that exceed the expectations of its customers and partners.

Ecology

In its mission for a greener, more sustainable future, Permacon manufactures products locally, thereby reducing its carbon footprint. Our circularity strategy means that concrete excess from our manufacturing process is reused.



PERMACON
A CRH COMPANY



VERTEX Slab *New*

Elevate your design with our trapezoidal-shaped slabs for an exceptional outdoor space. P 44



BROOKLYN Paver *New*

Textured pavers with rich, silky colours, evoking the natural stone of the past. P 48



CAPIO Paver *New*

Incorporate the Capio paver into your designs, its small format is ideal for creating curves. P 49



LENO Capping *New*

Our popular elongated capping now available with a straight finish or our Lafitt texture. P 79



MELVILLE PLUS 90 Capping *New*

Now available in two heights (60 and 90 mm), this smooth capping adds a modern touch to your design. P 80



NOVO Curb *New*

This innovative mega-size curb features a visual illusion effect and smooth texture, perfect for contemporary design. P 90

2024 Innovations

Legend

- Pedestrian**
Designed to withstand pedestrian traffic
- Vehicular**
Designed to withstand vehicular traffic
- Permeable**
Designed to allow runoff water to pass through

- Prestige**
- New**
- Ecological**
- DURAFUSION**

Trademarks, Patents and Industrial Design
Most of our products are protected by patent and industrial design owned by Oldcastle Building Products Canada, Inc. except for those indicated otherwise.
Vendome® Pavers: Canada and United States. Patented, United States, Canada, Mexico and Europe
Lafitt® Tandem® Wall: Patented, Canada, United States and Europe
Rosebel® Slabs: Patented, Canada, United States, Mexico
ARTEX® Panel System: Patent pending, Canada, United States and Europe



In harmony with the environment

If you want to support a more sustainable approach to landscaping, consider incorporating our permeable pavers into your ecological creations.



ECOLOGICAL
Eco-friendly products for sustainable design.



LOCAL PRODUCTION
Commitment to the community and the local economy.



ZERO EXCESS
Zero excess approach to reduce our impact on the environment.



PERMEABLE
Permeable pavers to protect our water resources.

Our range of permeable pavers filter runoff water and combat heat islands in urban environments.



Cassara Verde Paver - P 51




Mega Melville Slab - P 35



Virage Paver - P 62





Inspired **by nature**



Each landscape is unique and presents challenges for achieving a design that is both respectful of nature and sustainable. The different finishes, textures and colours of Permacon's products extend interior life to the outdoors. The backyard is inspired by the architecture of the residence and maintains the natural beauty of the site.





Mega Melville Slab Range Scandina Grey - P 35

Transform your large outdoor spaces into a haven of tranquility with our refined-style Mega Melville slabs and create a warm and welcoming space around your fireplace for unforgettable moments with your loved ones.



Mega Melville Slab Range Scandina Grey - P 35 | **Mega Melville Plus Step** Range Scandina Grey - P 85

Large Spaces

Pair our landscape and masonry products to create your outdoor dream space. To define living spaces in large areas, match the Mondrian stone in Range Newport Grey from our masonry product range to the slabs and pavers offered in the same colour to create a refined design in harmony with nature.



Combine our pavers, slabs and cappings to create unique areas that reflect your style and personality.










Mega Melville Paver Range Scandina Grey and Rockland Black - P 55



Laguna Capping Alpine Grey - P 78

Your backyard with Mega Melville slabs in Range Scandina Grey becomes welcoming and inviting, and the driveway, with matching pavers in the same colour, extends this harmony.





Melville Tandem Wall Range Shaded Grey - P 68



Melville 80 Paver Range Chambord Grey and Range Shaded Grey - P 56




Textures and Finishes



Explore our smooth and textured surface collections. One represents refinement for modern spaces and the other evokes rusticity for natural and organic spaces.

Whatever the style you choose, these collections combine delicacy and natural beauty, offering an outstanding landscaping experience.



Imagine and bring to life your dream outdoor space. Our landscape products, with their smooth or textured surfaces and numerous finishes and colours, offer endless possibilities.

28 Artex Panel System

29 Orion Firepit

Alternative Landscaping

Artex Panel System




Artex Panel System
Range Scandina Grey




Range Amber Beige



Range Scandina Grey



Range Shaded Grey



Rockland Black



18 x 36 Panel
76 x 457 x 914 mm
3 x 18 x 36 in.



6 x 36 Capping
76 x 152 x 914 mm
3 x 6 x 36 in.

**Resources
and inspirations**
Download our
Artex Idea Guide
for a wealth of
ideas.




● Colour not available in the 18 x 36 panel


Orion Firepit



Orion Firepit
Range Scandina Grey



Range Amber Beige



Range Scandina Grey



540 x 1016 x 1016 mm
21 3/16 x 40 x 40 in.



- 32 Cassara Large Rectangle
- 33 City
- 34 Esbelto
- 34 Esbelto DuraFusion 
- 35 Mega Melville
- 36 Melville 60
- 36 Melville 60 Small Rectangle
- 36 Melville 60 DuraFusion 
- 38 Melville 24 x 24
- 39 Metrik
- 40 Mondrian Plus 50
- 41 Mondrian Plus 60
- 41 Mondrian Plus 60 Small Rectangle
- 42 Rosebel
- 44 Vertex *New*
- 43 Wilfrid

Slabs


Cassara Large Rectangle Slab




City Slab



 Cassara Large Rectangle Slab
Range Shaded Grey




Range Amber Beige **P**



Range Scandina Grey **P**



Range Shaded Grey




Rockland Black **P**




Large Rectangle
60 x 300 x 700 mm
2 3/8 x 11 13/16 x 27 9/16 in.




 City Slab
Alpine Grey



Cameo Beige **P**



Alpine Grey



Sterling Grey



60 x 500 x 750 mm
2 3/8 x 19 11/16 x 29 1/2 in.

Esbelto Slab

For more information



DURAFUSION




smooth







Mega Melville Slab

smooth










 **Esbelto Slab**
Range Scandina Grey





 **Mega Melville Slab**
Range Scandina Grey





Marbella





Silverstone




Hickory




Range Amber Beige





Range Scandina Grey





60 x 305 x 610 mm
2 3/8 x 12 x 24 in.





Range Amber Beige




Range Margaux Beige





Range Scandina Grey




Range Shaded Grey





Range Chambord Grey



Range Newport Grey



Rockland Black



60 x 570 x 950 mm
2 3/8 x 22 7/16 x 37 3/8 in.


Melville 60 Slab

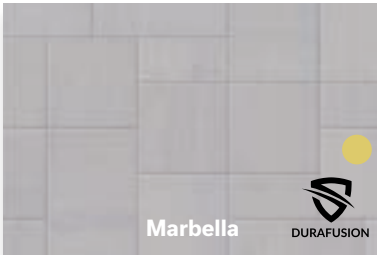









For more information



smooth







 <p>Marbella</p>	 <p>Silverstone</p>	 <p>Hickory</p>
 <p>Range Amber Beige</p>	 <p>Range Margaux Beige</p>	 <p>Range Chambord Grey</p>
 <p>Range Scandina Grey</p>	 <p>Range Shaded Grey</p>	 <p>Range Newport Grey</p>
 <p>Rockland Black</p>		

Colour available in Melville 60 Small Rectangle Paver only


Colours not available in Melville 60 Small Rectangle Paver




Unit A
60 x 190 x 380 mm
2 3/8 x 7 1/2 x 15 in.



Unit B
60 x 380 x 380 mm
2 3/8 x 15 x 15 in.





Unit C
60 x 380 x 570 mm
2 3/8 x 15 x 22 7/16 in.




Small Rectangle
(sold separately)
60 x 190 x 380 mm
2 3/8 x 7 1/2 x 15 in.

Melville 24 x 24 Slab




 Melville 24 x 24 Slab
Range Amber Beige



60 x 610 x 610 mm
2 3/8 x 24 x 24 in.

Metrik Slab



 Metrik Slab
Range Scandina Grey






60 x 70 x 280 mm
2 3/8 x 2 3/4 x 11 in.

Mondrian Plus 50 Slab



Mondrian Plus 50 Slab
Range Margaux Beige



Unit A
50 x 190 x 380 mm
2 x 7 1/2 x 15 in.





Unit B
50 x 380 x 380 mm
2 x 15 x 15 in.

Unit C
50 x 380 x 570 mm
2 x 15 x 22 7/16 in.

Mondrian Plus 60 Slab



Mondrian Plus 60 Slab
Range Margaux Beige



Unit A
60 x 165 x 330 mm
2 3/8 x 6 1/2 x 13 in.

Unit B
60 x 330 x 330 mm
2 3/8 x 13 x 13 in.

Unit C
60 x 330 x 495 mm
2 3/8 x 13 x 19 1/2 in.



Small Rectangle
(sold separately)
60 x 165 x 330 mm
2 3/8 x 6 1/2 x 13 in.

Colour available in Mondrian Plus 60 Small Rectangle Paver only

Rosebel Slab



Rosebel Slab
Range Newport Grey



Range Amboise Beige



Range Margaux Beige



Range Newport Grey



Range Norvick Grey



Unit A
60 x 389 x 560 mm
2 3/8 x 15 5/16 x 22 in.




Unit B
60 x 389 x 756 mm
2 3/8 x 15 5/16 x 29 3/4 in.

Wilfrid Slab



Wilfrid Slab
Range Scandina Grey




Range Amber Beige



Range Scandina Grey



Range Newport Grey






Unit A
60 x 570 x 380 mm
2 3/8 x 22 7/16 x 15 in.




Unit B
60 x 570 x 570 mm
2 3/8 x 22 7/16 x 22 7/16 in.



Unit C
60 x 570 x 950 mm
2 3/8 x 22 7/16 x 37 3/8 in.





Unit A
60 x 200 and 302 x 610 mm
2 3/8 x 7 7/8 and 11 7/8 x 24 in.



Unit B
60 x 200 and 302 x 610 mm
2 3/8 x 7 7/8 and 11 7/8 x 24 in.





- 48 Brooklyn *New*
- 49 Capiro *New*
- 50 Cassara Large Rectangle
- 51 Cassara Verde
- 51 Eko
- 52 Esbelto DuraFusion 
- 53 Kensington Smooth
- 54 Kensington
- 55 Mega Melville
- 56 Melville 80
- 56 Melville 80 Small Rectangle
- 56 Melville 80 DuraFusion 
- 58 Melville Plank
- 59 Mondrian Plus 80
- 59 Mondrian Plus 80 Small Rectangle
- 60 Trafalgar 60
- 61 Vendome 60
- 61 Vendome 80
- 62 Virage
- 63 Zen

Pavers

Brooklyn Paver *New*



  **Brooklyn Paver**
Rosewood and Midnight



Rosewood






Midnight




60 x 230 x 76 mm
2 3/8 x 9 x 3 in.

Capio Paver *New*




  **Capio Paver**
Range Scandina Grey and Rockland Black



Range Amber Beige



Range Scandina Grey



Rockland Black



Unit A
60 x 152 x 102 mm
2 3/8 x 6 x 4 in.



Unit B
60 x 152 x 152 mm
2 3/8 x 6 x 6 in.



Unit C
60 x 152 x 203 mm
2 3/8 x 6 x 8 in.



Unit D
60 x 152 x 254 mm
2 3/8 x 6 x 10 in.




Unit E
60 x 152 x 305 mm
2 3/8 x 6 x 12 in.


Cassara Large Rectangle Paver



Cassara Large Rectangle Paver
Range Shaded Grey




Range Amber Beige **P**



Range Scandina Grey **P**



Range Shaded Grey


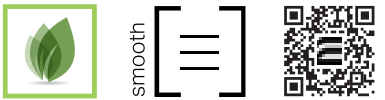


Rockland Black **P**



100 x 300 x 700 mm
4 x 11 13/16 x 27 9/16 in.

Cassara Verde Paver



Cassara Verde Paver
Range Shaded Grey




Range Shaded Grey




80 x 300 x 450 mm
3 1/8 x 11 13/16 x 17 3/4 in.

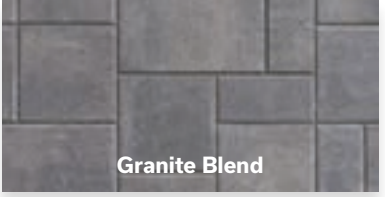
Eko Paver



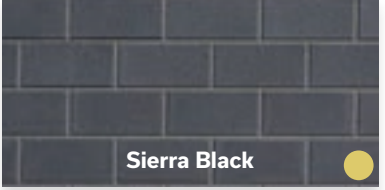
Eko Paver
Ash Grey Blend



Ash Grey Blend



Granite Blend



Sierra Black

Colour available in Eko Paver
Small Rectangle only



Unit A
70 x 180 x 360 mm
2 3/4 x 7 x 14 1/8 in.



Unit B
70 x 360 x 360 mm
2 3/4 x 14 1/8 x 14 1/8 in.



Unit C
70 x 360 x 540 mm
2 3/4 x 14 1/8 x 21 1/4 in.



Small Rectangle
70 x 180 x 360 mm
2 3/4 x 7 x 14 1/8 in.

Esbelto DuraFusion Paver

For more information






DURAFUSION



smooth











80 x 305 x 610 mm
3 1/8 x 12 x 24 in.

Kensington Smooth Paver

smooth







Large Rectangle
80 x 279 x 419 mm
3 1/8 x 11 x 16 1/2 in.



Square
80 x 279 x 279 mm
3 1/8 x 11 x 11 in.



Small Rectangle
80 x 139 x 279 mm
3 1/8 x 5 1/2 x 11 in.



Rectangle
(sold separately)
80 x 209 x 279 mm
3 1/8 x 8 1/4 x 11 in.


Sold in a Mixed Bundle (Large Rectangle, Square and Small Rectangle combined) suitable for mechanical installation.

Colour available in Kensington Smooth Rectangle Paver only

Kensington Paver

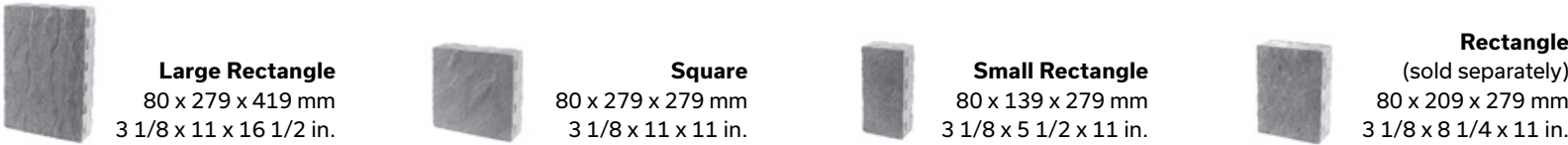


Kensington Paver
Canyon Grey Blend



Sold in a Mixed Bundle (Large Rectangle, Square and Small Rectangle combined) suitable for mechanical installation.



● Colour available in Kensington Rectangle Paver only



Mega Melville Paver



Mega Melville Paver
Range Newport Grey



Melville 80 Paver











For more information




smooth







 <div>Marbella</div>	 <div>Silverstone</div>	 <div>Hickory</div>
 <div>Range Amber Beige</div>	 <div>Range Margaux Beige</div>	 <div>Range Chambord Grey</div>
 <div>Range Scandina Grey</div>	 <div>Range Shaded Grey</div>	 <div>Range Newport Grey</div>
 <div>Rockland Black</div>	<div><div>● Colour available in Melville 80 Small Rectangle Paver only</div><div>● Colours not available in Melville 80 Small Rectangle Paver</div></div>	




Unit A
80 x 190 x 380 mm
3 1/8 x 7 1/2 x 15 in.



Unit B
80 x 380 x 380 mm
3 1/8 x 15 x 15 in.



Unit C
80 x 380 x 570 mm
3 1/8 x 15 x 22 7/16 in.





Small Rectangle
(sold separately)
80 x 190 x 380 mm
3 1/8 x 7 1/2 x 15 in.

Melville Plank Paver



 Melville Plank Paver
Range Scandina Grey


 **SLIM - A, B and C Units**
80 x 127 x 300-400-500 mm
3 1/8 x 5 x 11 13/16 - 15 3/4 - 19 11/16 in.

 **LARGE - A, B and C Units**
80 x 190 x 300-400-500 mm
3 1/8 x 7 1/2 x 11 13/16 - 15 3/4 - 19 11/16 in.


Mondrian Plus 80 Paver





 Mondrian Plus 80 Paver
Range Newport Grey




● Colour available in Mondrian Plus 80 Small Rectangle Paver only

 **Unit A**
80 x 165 x 330 mm
3 1/8 x 6 1/2 x 13 in.


 **Unit B**
80 x 330 x 330 mm
3 1/8 x 13 x 13 in.


 **Unit C**
80 x 330 x 495 mm
3 1/8 x 13 x 19 1/2 in.


 **Small Rectangle**
(sold separately)
80 x 165 x 330 mm
3 1/8 x 6 1/2 x 13 in.


Trafalgar 60 Paver



 **Trafalgar 60 Paver**
Range Margaux Beige

 **Unit A**
60 x 100 x 200 mm
2 3/8 x 3 15/16 x 7 7/8 in.


 **Unit B**
60 x 200 x 200 mm
2 3/8 x 7 7/8 x 7 7/8 in.


 **Unit C**
60 x 200 x 300 mm
2 3/8 x 7 7/8 x 11 13/16 in.





Vendome 60 and 80 Paver




 **Vendome 80 Paver**
Rockland Black





 **Unit A - 60 mm**
60 x 130 x 197 mm
2 3/8 x 5 1/8 x 7 3/4 in.


 **Unit B - 60 mm**
60 x 130 x 262 mm
2 3/8 x 5 1/8 x 10 5/16 in.

 **Unit C - 60 mm**
60 x 130 x 327 mm
2 3/8 x 5 1/8 x 12 7/8 in.

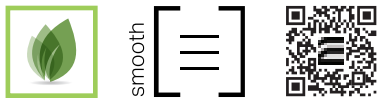
Vendome 60 Pavers
are not vehicular.

 **Unit A - 80 mm**
80 x 130 x 197 mm
3 1/8 x 5 1/8 x 7 3/4 in.

 **Unit B - 80 mm**
80 x 130 x 262 mm
3 1/8 x 5 1/8 x 10 5/16 in.

 **Unit C - 80 mm**
80 x 130 x 327 mm
3 1/8 x 5 1/8 x 12 7/8 in.


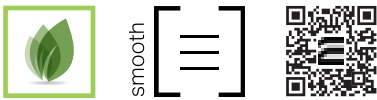
Virage Paver



80 x 300 x 300 mm
3 1/8 x 11 7/8 x 11 7/8 in.

 Virage Paver
Range Scandina Grey

Zen Paver



80 x 190 x 380 mm
3 1/8 x 7 1/2 x 15 in.

 Zen Paver
Range Scandina Grey



- 66 Grande
- 67 Lafitt Tandem
- 68 Melville Tandem
- 69 Orion
- 70 RB
- 71 Urbano
- 72 Vario
- 74 Wallstone
- 74 Wedgestone

Walls

Grande Wall




Grande Wall
Grey


Lafitt Tandem Wall



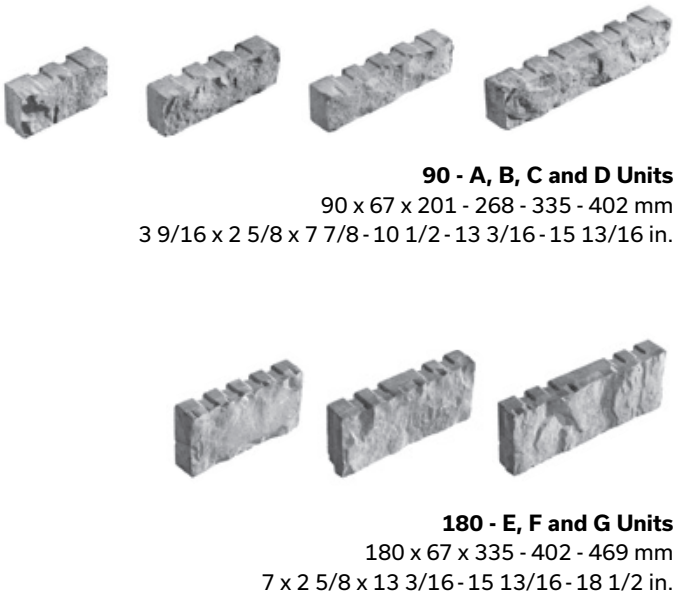
Lafitt Tandem Wall
Range Margaux Beige



Colours available in 438 Capping and 175 Step only



Available in the 180 units only



Melville Tandem Wall



Melville Tandem Wall
Range Newport Grey



90 - A, B, C and D Units
90 x 67 x 201 - 268 - 335 - 402 mm
3 9/16 x 2 5/8 x 7 7/8 - 10 1/2 - 13 3/16 - 15 13/16 in.




180 - E, F and G Units
180 x 67 x 335 - 402 - 469 mm
7 x 2 5/8 x 13 3/16 - 15 13/16 - 18 1/2 in.

Orion Wall



Orion Wall
Range Scandina Grey




180 x 203 x 813 mm
7 x 8 x 32 in.


RB Wall




RB Wall
Granite Blend



- 

Standard Unit
(sold separately)
150 x 300 x 200 mm
5 29/32 x 11 13/16 x 7 7/8 in.
- 


Corner
(sold separately)
150 x 300 x 200 mm
5 29/32 x 11 13/16 x 7 7/8 in.
- 


Capping
(sold separately)
75 x 300 x 610 mm
2 15/16 x 11 7/8 x 24 in.


Urbano Wall




Urbano Wall
Range Scandinavia Grey



- 


Unit A
120 x 201 x 335 mm
4 3/4 x 7 15/16 x 13 3/16 in.
- 

Unit B
120 x 201 x 402 mm
4 3/4 x 7 15/16 x 15 3/16 in.
- 

Unit C
120 x 201 x 469 mm
4 3/4 x 7 15/16 x 18 1/2 in.




Vario Wall
Range Amber Beige



Range Amber Beige



Range Scandina Grey



Range Newport Grey



90 - Unit A
90 x 238 x 317.5 mm
3 9/16 x 9 3/8 x 12 1/2 in.




90 - Unit B
90 x 238 x 397 mm
3 9/16 x 9 3/8 x 15 5/8 in.



90 - Unit C
90 x 238 x 476.5 mm
3 9/16 x 9 3/8 x 18 3/4 in.



180 - Unit A
180 x 238 x 317.5 mm
7 x 9 3/8 x 12 1/2 in.



180 - Unit B
180 x 238 x 397 mm
7 x 9 3/8 x 15 5/8 in.



180 - Unit C
180 x 238 x 476.5 mm
7 x 9 3/8 x 18 3/4 in.

Wallstone Wall



Wallstone Wall
Granite Blend



Desert Grey Blend



Granite Blend



Standard Unit
100 x 200 x 300 mm
3 15/16 x 7 7/8 x 11 13/16 in.



Corner/Column Unit
100 x 200 x 300 mm
3 15/16 x 7 7/8 x 11 13/16 in.



12-inch Capping
100 x 200 x 300 mm
3 15/16 x 7 7/8 x 11 13/16 in.


Wedgestone Wall



Wedgestone Wall
Desert Grey Blend



Desert Grey Blend



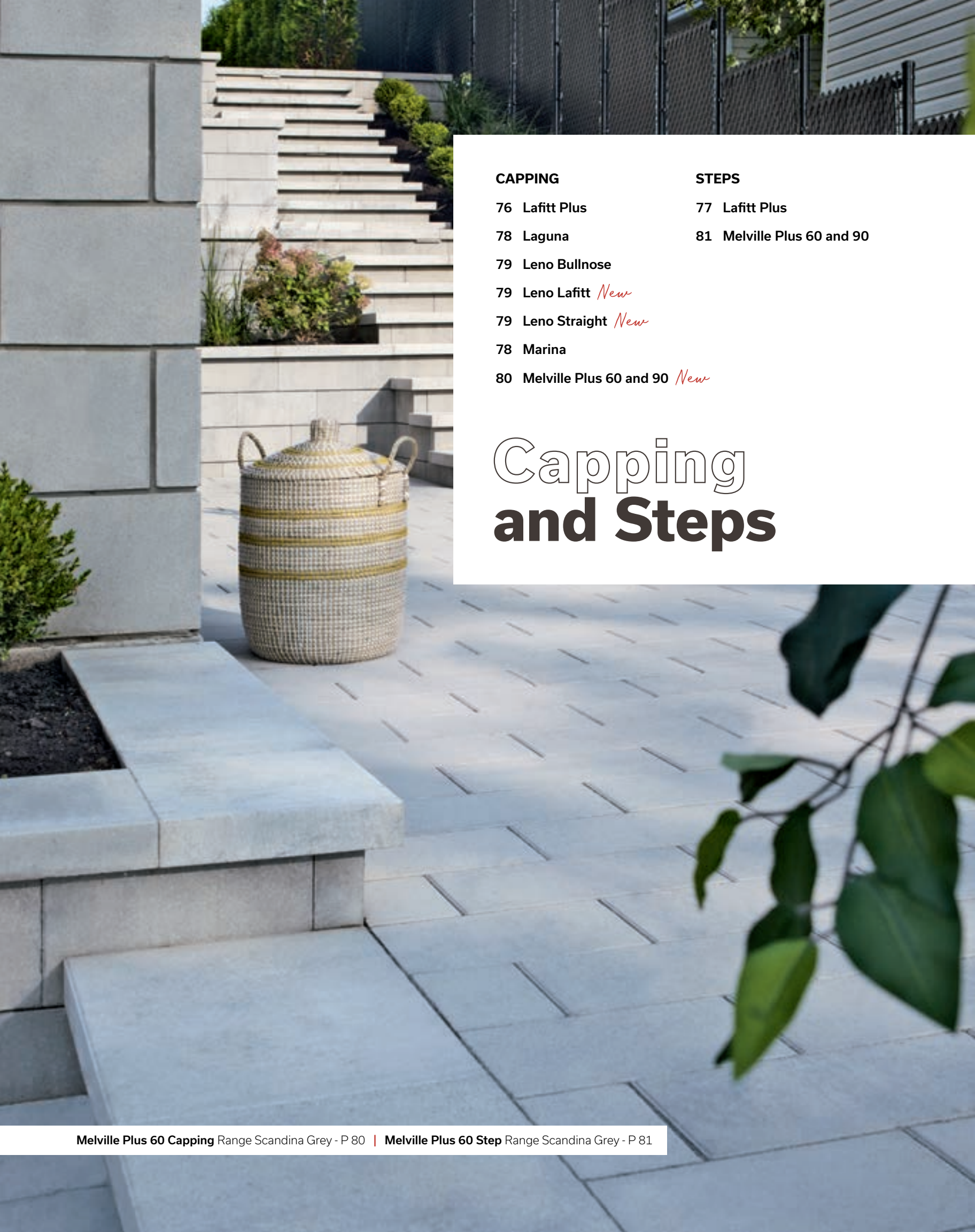
Granite Blend



Standard Unit
100 x 200 x 231 and 153 mm
3 15/16 x 7 7/8 x 9 3/32 and 6 in.



Capping Unit
100 x 200 x 231 and 153 mm
3 15/16 x 7 7/8 x 9 3/32 and 6 in.



CAPPING

76 Lafitt Plus

78 Laguna

79 Leno Bullnose

79 Leno Lafitt *New*

79 Leno Straight *New*

78 Marina

80 Melville Plus 60 and 90 *New*

STEPS

77 Lafitt Plus

81 Melville Plus 60 and 90

Capping and Steps

Melville Plus 60 Capping Range Scandina Grey - P 80 | Melville Plus 60 Step Range Scandina Grey - P 81

Lafitt Plus Capping



Lafitt Plus Capping
Range Scandina Grey




Range Margaux Beige



Range Scandina Grey



Range Newport Grey



Rockland Black



90 x 305 x 400 mm
3 9/16 x 12 x 15 3/4 in.


Lafitt Plus Step



Lafitt Plus Step
Range Margaux Beige



Range Margaux Beige



Range Scandina Grey



Range Newport Grey




Rockland Black



90 x 400 x 400 mm
3 9/16 x 15 3/4 x 15 3/4 in.

Laguna Pool Capping



Laguna Pool Capping
Alpine Grey





60 x 360 x 610 mm
2 3/8 x 14 3/16 x 24 in.

Marina Capping



Marina Capping
Rockland Black



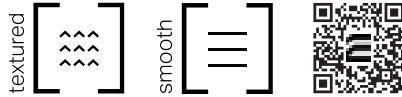


60 x 150 x 300 mm
2 3/8 x 5 15/16 x 11 13/16 in.


Leno Capping



Leno Bullnose Capping
Range Scandina Grey



Leno Bullnose
60 x 305 x 915 mm
2 3/8 x 12 x 36 in.



New **Leno Straight**
60 x 305 x 915 mm
2 3/8 x 12 x 36 in.



New **Leno Lafitt**
60 x 305 x 915 mm
2 3/8 x 12 x 36 in.

- Colours available in Leno Bullnose and Straight only
- Colours available in Leno Lafitt only
- Colour available in Leno Bullnose only

Melville Plus 60 and 90 Capping



Melville Plus 60 Capping
Range Scandina Grey

Melville Plus 60 and 90 Steps



Melville Plus 60 Step
Range Scandina Grey

Range Amber Beige

Range Margaux Beige

Range Scandina Grey

Range Shaded Grey

Range Newport Grey

Rockland Black

Colours available in Melville Plus 60 Capping only

60 Unit

60 x 305 x 600 mm

2 3/8 x 12 x 23 5/8 in.

New

90 Unit

90 x 305 x 600 mm

3 9/16 x 12 x 23 5/8 in.

Range Amber Beige

Range Margaux Beige

Range Scandina Grey

Range Shaded Grey

Range Newport Grey

Rockland Black

Colours available in Melville Plus 90 Step only

60 Unit

60 x 400 x 600 mm

2 3/8 x 15 3/4 x 23 5/8 in.

90 Unit

90 x 400 x 600 mm

3 9/16 x 15 3/4 x 23 5/8 in.



84 Mega Lafitt Plus
85 Mega Melville Plus
86 Valentia

Mega Steps

Mega Lafitt Plus Step



Mega Lafitt Plus Step
Rockland Black



Range Margaux Beige



Range Newport Grey



Rockland Black



180 x 406 x 1219 mm
7 x 16 x 48 in.

Mega Melville Plus Step



Mega Melville Plus Step
Range Scandina Grey




Range Amber Beige




Range Scandina Grey



Range Shaded Grey



Range Newport Grey



Rockland Black



180 x 406 x 1219 mm
7 x 16 x 48 in.

Valentia Step



Valentia Step
Sierra Black



Sorrento




Sierra Black



Step
175 x 350 x 1200 mm
6 7/8 x 13 3/4 x 47 1/4 in.



Terrace Step
150 x 500 x 1500 mm
6 x 19 11/16 x 59 1/16 in.



- 88 Lafitt
- 89 Melville
- 90 Novo *New*

Curbs

Melville Curb Range Scandina Grey - P 89

Lafitt Curb



Lafitt Curb
Range Newport Grey



Range Margaux Beige



Range Newport Grey



Rockland Black




125 x 115 x 600 mm
4 7/8 x 4 1/2 x 23 5/8 in.

Melville Curb



Melville Curb
Rockland Black




Range Amber Beige



Range Scandina Grey




Range Shaded Grey



Rockland Black



125 x 115 x 600 mm
4 7/8 x 4 1/2 x 23 5/8 in.



Novo Curb
Rockland Black




Range Amber Beige

P



Range Scandina Grey

P



Rockland Black

P



178 x 152.5 x 610 mm
7 x 6 x 24 in.


- 92 Fireplace
- 92 Wood Boxes
- 92 Grill Island
- 92 Brick Oven

Elements

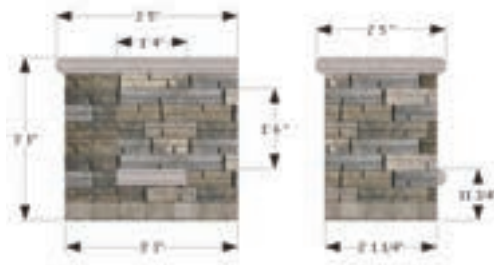


Bordeaux

Bordeaux
Fireplace





Bordeaux
Wood Boxes



Bordeaux
Grill Island



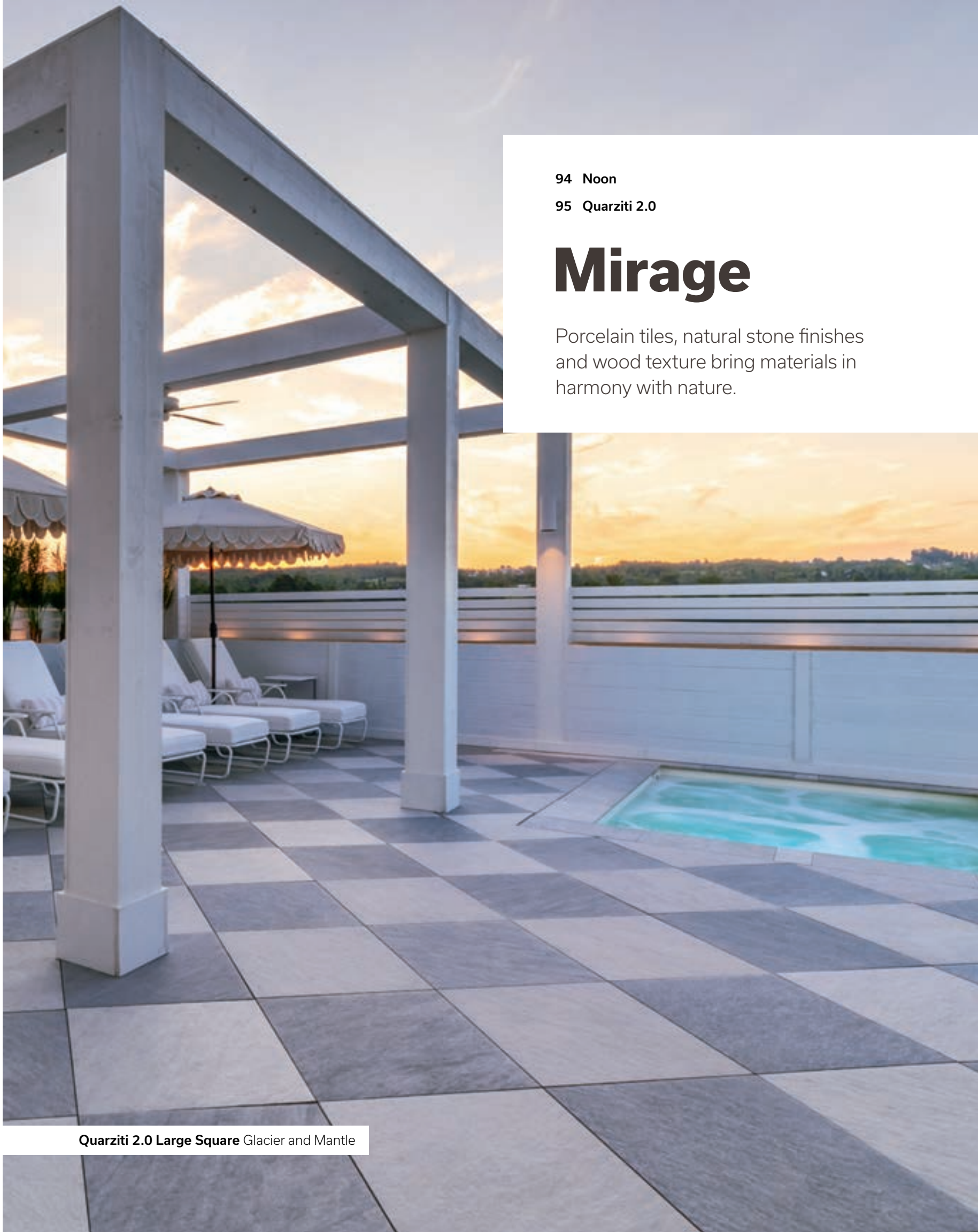
Bordeaux
Brick Oven



94 Noon
95 Quarziti 2.0

Mirage

Porcelain tiles, natural stone finishes and wood texture bring materials in harmony with nature.



Quarziti 2.0 Large Square Glacier and Mantle


NOON Porcelain Tiles



Noon
Daylight



Daylight



Ember



20 x 300 x 1200 mm
3/4 x 11 13/16 x 47 1/4 in.


Quarziti 2.0 Porcelain Tiles



Quarziti 2.0 Large Square
Waterfall



Glacier



Waterfall



Mantle



Large Rectangle
(sold separately)
20 x 600 x 1200 mm
3/4 x 23 5/8 x 47 1/4 in.



Large Square
(sold separately)
20 x 600 x 600 mm
3/4 x 23 5/8 x 23 5/8 in.



Pool Capping
(sold separately)
20 x 330 x 600 mm
3/4 x 13 x 23 5/8 in.

Techniseal® Polymeric Sands



SMARTSAND®
with NextGel™ TECHNOLOGY

- Optimizing interlocking paver jointing
 - Ideal for 1/16 in. (1.6 mm) to 1 in. (2.5 cm) wide joints
 - Suitable for pedestrian and low-traffic areas (driveways, sidewalks and terraces)
- SmartSand is offered by Permacon in **Tan**, **Urban Grey** or **Granite**



HP NextGel™

- Optimizing jointing of concrete pavers and slabs, and porcelain tiles (only if mechanical compaction is possible)
 - Appropriate for false joints
 - Ideal for 1/16 in. (1.6 mm) to 2 in. (5 cm) wide joints
 - Suitable for high-humidity environments, heavy-sloped and heavy traffic areas
- HP NextGel is offered by Permacon in **Tan**, **Urban Grey**, **Ivory**, **Black** or **Granite**



N **RG+** POLYMERIC SAND
SABLE POLYMER
NextGel™

- Economic solution
 - Ideal for 1/16 in. (1.6 mm) to 1/2 in. (12.7 mm) wide joints
 - Suitable for everyday projects
- RG+ NextGel is offered by Permacon in **Tan** or **Dark Granite**



N **NOCO**
NO COMPACTION

- Optimizing jointing of concrete pavers, highly textured surfaces, large slabs and porcelain tiles
 - Appropriate for false joints
 - Ideal for 1/4 in. (6 mm) to 2 in. (5 cm) wide joints with up to 4 in. (10 cm) wide intersections
 - Perfect alternative to mortar, stone dust and polymeric stone dust
- Noco is offered by Permacon in **Desert Tan** or **Iron Grey**




Tan




Urban Grey



Ivory



Black



Granite



Dark Granite



Desert Tan



Iron Grey

All the tools you need
to design your project



VISUALIZATION TOOL
Create, dare, change, start again...
in complete freedom!



MAINTENANCE
Protect your investment



INSPIRATION
Let yourself be inspired by
our gallery of projects



Permacon

50-Year Warranty

Landscape Products



Permacon’s 50-year warranty applies to landscape and masonry products including Suretouch intended for residential use¹. This warranty statement affirms that products manufactured by Permacon meet the requirements of CSA (Canadian Standard Association) and ASTM (American Society for Testing and Materials) standards.

For details regarding commercial applications, please refer to our institutional, commercial and industrial warranty.

Permacon guarantees that, as of the date of delivery, its concrete products are free from manufacturing defects. Provided that the conditions set forth below are met, Permacon guarantees the structural integrity of the concrete in its landscaping and masonry products for a period of 50 years from the date of the product’s purchase. The warranty applies to normal, non-abusive use of the product. To preserve the original appearance of your products, we recommend that you consult our **Landscape Maintenance Guide** available on our website.

IN ALL CASES DETAILED BELOW, THE WARRANTY IS LIMITED TO THE PRODUCTS’ MARKET VALUE.

How do I make a claim?



Proof of purchase is required to proceed with a claim request. No claims will be accepted without proof of purchase.²

All claims must be reported within 15 days of the discovery of a product’s defect. To validate a claim, a Permacon representative will arrive to inspect the defective products in order to confirm whether the claim is eligible. Therefore, it is essential to provide Permacon with the necessary access to inspect and take photos of the affected products.

This warranty is the only one that is presently offered. Because Permacon continually improves and modifies its products, it may alter and discontinue products at any time, and therefore may replace warranty-covered products with products of similar quality or offer monetary compensation if the products under warranty have been discontinued or are no longer on the market while the warranty is active.

In the event that a product is found to be non-compliant by Permacon or an authorized representative of the company, and in order to proceed with compensation, Permacon will take into account the number of months during which the

landscape or masonry products were in the possession of the owner or their contractor, up to the date of the claim, and will prorate the amount of the payment or replacement to be made accordingly.

For example, if the purchaser makes a warranty claim in the last month of the 10th year of the warranty (i.e., the 120th month), the manufacturer, at its sole discretion, shall either:

- Provide a replacement for the product in question if still available (only the defective product will be replaced);
- Return 480/600 of the price paid for the products to the owner. No labour, transportation, or other compensation will be covered by Permacon.

Transferability

The warranty is transferable. Proof of warranty registration will still be required in the event of a claim. The prorated period will be based on the 50-year warranty period remaining as an assignee, if the purchaser transfers the warranty to a subsequent owner, as described above.

50-Year Warranty | Landscape Products



Exclusions

A landscape or masonry product installed on an area of more than **100 square feet** confirms the acceptance of the product received on the job site and that no claim can be made to Permacon regarding the colour, size, or texture of the product.

This warranty excludes all products not supplied by Permacon, as well as any defects, failures, or damages that may result from the actions listed below:

- Contact with chemicals or cleaning products;
- Damage caused by pressure washers;
- Improper installation or other construction activities that do not comply with the installation standards established by ICPI, NCMA or IMQ, the National Building Code or the installation methods and tips recommended by Permacon. The installation guides provided by Permacon represent certain installation situations and are not exhaustive. It is therefore strongly recommended that you consult a qualified professional to ensure the proper installation of Permacon products on a specific job site;
- Defective design or construction resulting in sagging, shifting, or failure;
- Breakage due to shock, impact, or excessive load during handling, use, or transportation;
- Natural disaster or other uncontrollable event;
- Breakage and damage to products caused by soil movement or building movement as well as misuse of construction, compaction, or snow removal equipment. The warranty does not cover surface deterioration caused by the misuse of sodium chloride (NaCl) to de-ice pavers, slabs, or steps;
- The use of sodium chloride (NaCl) on the following products:
 - Step Valentia;
 - Valentia Block;
- Be.OnStone and Mirage products sold by Permacon.

Installation

When installing masonry products, all work must be cleaned to remove any residues and contaminants left on the stone or brick. Permacon accepts no responsibility for stains and colour changes caused by installation residue or the consequences of cleaning these residues.

Colour

The presence of natural ingredients used in the manufacturing process varies from one product to another. Therefore, the product received on the job site will not be completely identical to the products displayed in our commercial presentations (catalogs, samples, displays). Any difference in colour will not be covered by the guarantee.

Photos of our products in landscape and masonry brochures, as well as in displays such as masonry panels and landscape racks at our distributors, are not an exact representation of the products that will be delivered to the job site. Permacon offers a variety of products with different colours to reproduce the appearance of natural stone. It is therefore strongly recommended that you view several products directly from your authorized Permacon distributor to see all available colours.

It is the purchaser’s responsibility to approve the products (and their colour) delivered to the job site prior to installation to confirm satisfaction. It is also recommended to mix products from different pallets received on the job site. Since variations in colour shades are a natural phenomenon, Permacon does not guarantee colour uniformity between different pallets on the same job site. Product installation constitutes acceptance.

Polymeric film

A whitish polymeric film can be found on the surface of Permacon’s products. This is the result of an inadequate use of polymeric sand. Improper cleaning of slabs and pavers prior to the application of water on the product surface can cause this whitish polymeric film. This film does not affect the structural integrity of the product. Permacon cannot be held responsible for this phenomenon, which is not covered by the warranty.

Efflorescence

White traces on the surface of the product are caused by a natural phenomenon called efflorescence. More visible on darker products, efflorescence affects neither the intrinsic technical qualities nor the structural integrity of Permacon’s products. The possible appearance of efflorescence cannot be the subject of any guarantee. In most cases, efflorescence disappears by itself over time.

Our Preventive Maintenance Guide for Concrete Landscaping Products is available on our website **permacon.ca**

¹ The following locations are defined as residential: family dwelling of five units or less, single family homes, garden suites, or townhouses.
² The following documents are considered valid proof of purchase: invoices directly from an authorized Permacon distributor, or invoice from a landscape contractor, general contractor, mason, or home builder.



Since 1952, all Permacon products have been made with passion and pride in Canada.



permacon.ca



1 888 PERMACON

PERMACON
A CRH COMPANY