

# STORIES

*Stepping into videomaking  
LTTA in Estonia*

November 2021



*In this issue*



## TECHNOLOGY IN STORYTELLING

The focus of this LTTA was technology in storytelling: new digital ways of expressing ourselves in learning and teaching

## COLLABORATIVE LEARNING

Different teachers, diverse backgrounds, inclusive approach: learning together!

## PROJECT PRODUCTS

The first products of our project are out!

## CULTURAL ESTONIA

Stories from Estonian traditions and festivities



## TEACHING AND LEARNING IN DISCUSSION

Discussion on pedagogical approaches, new challenges and development



## TEAM BUILDING

The best environment for an intercultural experience



## FINALLY TOGETHER

After being delayed for almost a year due to the pandemic circumstances and after a series of webinars which limited our contacts to online meetings, teachers from partner schools finally met face to face. 'Stories of all, stories for all – a digital approach to storytelling' has been launched! The expectation was huge! Some partners met at the hotel, on Sunday evening, and they were hosted by Krista, who joined us for our first Estonian dinner. But other colleagues came only on Monday morning. And it was wonderful to finally meet, seeing one another, and talking for the first time on-site. We were finally together!

## A WARM WELCOME

*Headmaster, project coordinator, teachers, students*

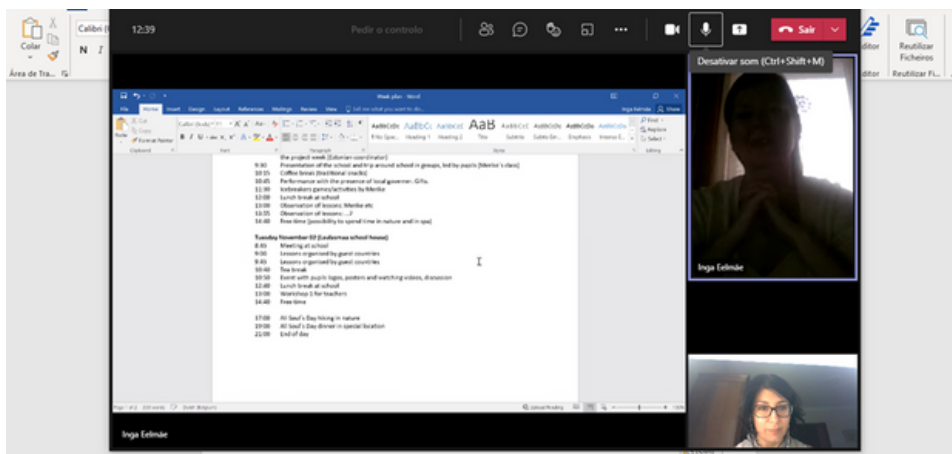
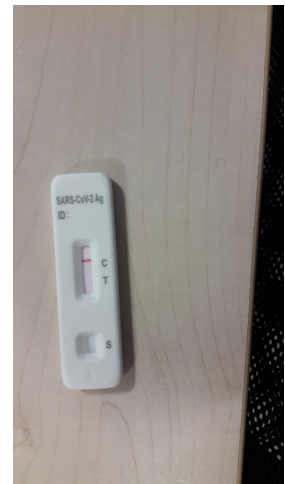
The international team was hosted by Laulasmaa Kool's headmaster and the teaching staff, as well as the students. A wonderful show was prepared in which the partners could appreciate traditional music and songs, along with dancing, and pop and rock music performances. The headmaster's warm words of welcome were followed by the exchange of presents among all partners. This was the starting point for this Learning, Teaching and Training Activity.





# SAFETY MATTERS

The Covid 19 pandemic situation made us all start with testing.  
All partners were tested on Monday, after arrival, on Wednesday, and on Friday.  
This was a measure endorsed by all participants to ensure everybody's safety.  
We also wore masks during our stay at school.



## Preparing the LTTA


Our partners prepared a week programme full of teachers training and activities which aim to broaden the knowledge connected with using numerous apps and programmes dedicated to educational purposes. The LTTA was organised by Inga Elmae, who worked closely with her headmaster, and all the teaching staff at Laulasmaa. There were also meetings to check the programme's activities and to make sure that all participants would prepare all the materials and products needed to accomplish the activities being programmed. An evidence of collaborative work and hardworking hours! A good start!

---

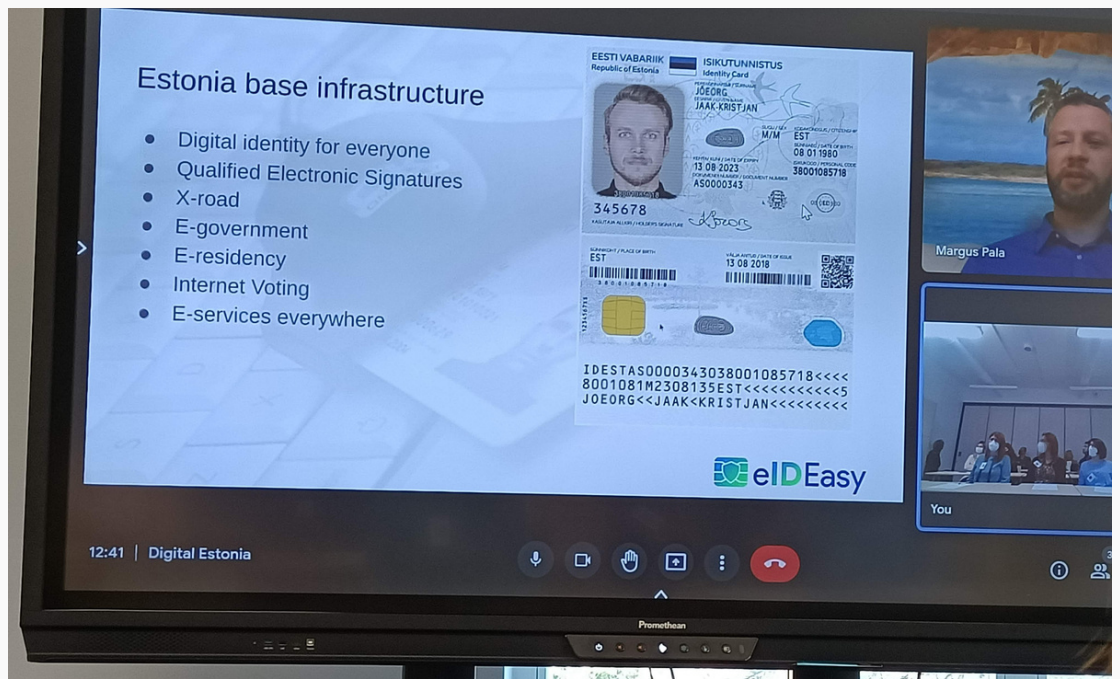
# OUR NEW SCHOOL

Visiting a school in such a distant country is an unparalleled opportunity to find new customs, a different way of life, and a distinct way of organising work. However, we were all prepared to absorb that difference and to make it a meaningful learning experience. A lot of things can be considered interesting: modern facilities and innovative equipment (smartboards, flexible rooms, ICT rooms, robotics table, small scenarios, etc). We were also surprised at: the lockers for shoes, the cosy small classrooms, extremely small number of students per class/lesson, extreme cleanliness of the facilities and, especially, no noise!

It was also curious to see how the meals were organised in the canteen and the eating habits, which were different from the other partners' customs. Maybe this can be explored later... Why not?

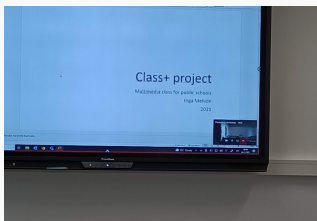







## A SMART COUNTRY

We all knew that Estonia has given strong and clear steps towards the country's digital transformation, being a role model in this process. More than changing analog information and encoding it, many domains of Estonian citizenship have been restructured around digital communication and media infrastructures. In the last two decades Estonia has become an e-state, creating a digital ecosystem which provides its citizens the possibility of accessing digital services and enjoying the advantages of a digital citizenship. The Estonian state offers several solutions and services: smart ID and an eID, electronic Healthcare system, e-Governance, e-Tax, e-Banking and e-Business register, and of course, digital tools and systems for education and learning. Margus Pala told us about this process of digital transformation and provided a number of examples of how eID facilitates numerous procedures starting from electronic signature to e-voting.



## A SMART SCHOOL

Laulasmaa Kool is a smart school and there are electronic resources that help teachers in their work.



## OPENING DOORS

### CLASS OBSERVATION

During this week in Estonia, several teachers opened the doors of their classrooms to class observation.

Class observation provides teachers with the possibility of professional development, as we can observe pedagogical approaches, interaction between teacher and students, and students among themselves, activities, assessment, just to give some examples.

These teachers were:

- Kristel
- Merike





# INTERCULTURAL INTERACTION

## LESSONS ORGANISED BY THE VISITING COUNTRIES

### Portugal

Our colleagues Elsa Fernandes and Mónica Morais, members of the Portuguese team, gave a lesson to a group of 11 to 12 year old students in form of a presentation of their country that pointed out the main cities of Lisbon and Oporto, showing different photos, typical dishes and mentioning the European Football Championship and Portuguese famous football players; all this by making use of a Canva presentation . The students were interested and active during this entertaining lesson that had been prepared by our colleagues, while their English teacher Malika noted down their contributions. The lesson finished with all students and their teacher making a very catchy song sung to name all the different elements in the classroom.

### Spain

Meanwhile our colleague Astrid Weitz, member of the Spanish team, was having the same experience with 15 to 16 year old students in the nextdoor classroom with Krystal, also an English teacher. Astrid talked about our hometown Ceuta, firstly showing where it lies on the map, adding a bit of its history, pointing out the most important festivities, places for entertainment, some outstanding sights and the four cultures that live together in this city, which make it so peculiar. She also played a welcome video showing teachers and students of the Spanish school "I.E.S. Puertas del Campo", made to welcome all the project participants.

Initially the student contributions in this group were scarce as they seemed to be content to watch the video and Powerpoint presentation while listening to the explanations of our colleague. Their teacher Krystal encouraged them to take part and ask questions about our country, and some students "confessed" that they had heard of Barcelona and Madrid. Some had even spent their holidays in Andalusia.

Other topics commented on were:

- Free time activities and sports: basketball, painting and football are the most popular ones.
- Typical dishes in Estonia: kama (a liquid yoghurt mixed with mashed cereals), sauerkraut and sausages with bear and elk meat, mixed beetroot soup.
- Lesson schedules, number of lessons per day, their duration, students' ages, class sizes and teachers working at Laulasmaa and our school.

# Preparing an exhibition



## *Project's identity: logos and posters*

In our meetings for project management, we decided to ask our students to prepare logos and posters for our project. We had meetings with students to offer them some guidelines. Very creatively, they presented us with wonderful works. As a follow-up activity, we will have a voting form available in all schools so that we can finally select a logo and some posters for the project's identity. It will be very difficult to choose!

All partners worked together setting up of a collage of printed out posters of the countries participating in this project we all had brought with us; Each team designed their own collage with the posters and logos from their national students.





# Logos and posters

## Students' products



## Room for debate

Which approaches?

Which challenges?

Any answers?

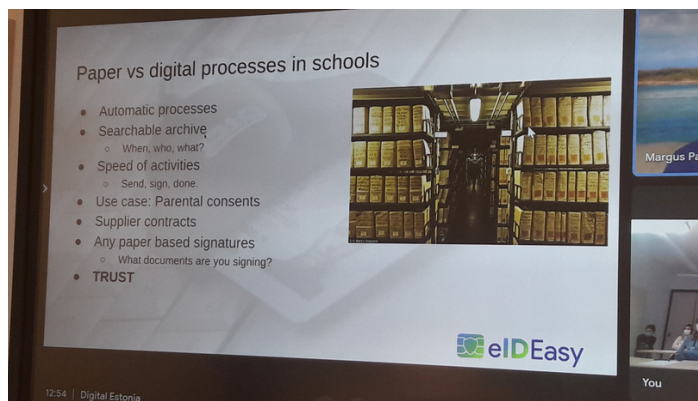
The first day at Laulasmaa Kool was very intense. After class observation, we had planned a debate on new approaches to active learning and teaching, and the role of digital resources in the learning process. Local staff and partner teachers got together to bring questions or other contributions to these pedagogical issues. Our purpose was not to find an answer, but possible, and maybe new, approaches to similar problems, needs, or challenges.

These were the topics of discussion:

- digital and technological resources
- old and new methodologies
- role of teacher and students
- classroom interaction
- assessment
- inclusive education

Teachers shared their experience, doubts and good practices. A plethora of phenomena we face in our everyday teaching practice occurred to be common for the whole group and the project opened paths which will help us work on solutions which will hopefully optimise the usage of digital tools making the educational process efficient.



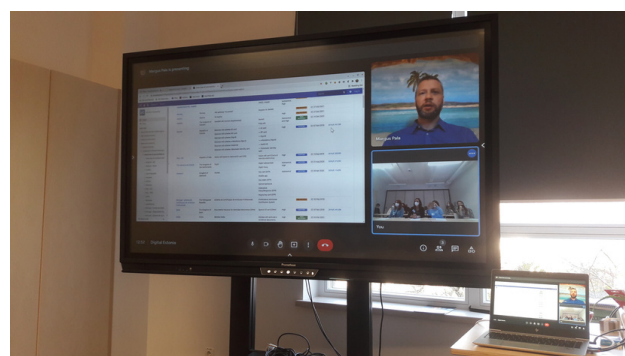


# New technologies in storytelling

Our life is based on communication. We tell stories every day, to our beloved ones, family members, friends and workmates. Even to unknown people. Telling stories is not only about the content in itself; it is also about the bonds we create, producing a net of emotions, feelings and knowledge with others, from which and from whom we learn, we grow, we develop and integrate in society. At school, storytelling is also about the relationship of different entities, to foster imagination and preserve memory. Of content, knowledge, skills, emotions...

Technological advances have not been kept away from education. Schools are not isolated and in the XXI century skills are meant to prepare students to live and work in the society that surrounds them. Teachers are also introducing new approaches as new challenges are to be tackled regarding ICT and webtools:

- motivation for learning
- introduction of new methods and approaches
- increased participation in the learning process
- new material and tools
- effective learning




# SNAPMAKER

*Combining natural resources, crafts, mathematics, arts*



## A different way of telling stories



Laulasmaa is surrounded by lovely woods, from the village to the peaceful Baltic Sea. This mysthic scenery is full of old and surprisins stories. the scents and the shapes of these trees are also at school, where both teachers and students use the natural resources to produce useful and beautiful objects. They also tell their own stories and help us build our daily life. Based on mathematical calculations, the latest laser technology and a lot of imagination and planning, this is another way of storytelling. xxxxx showed us how to do it and we had a great time!



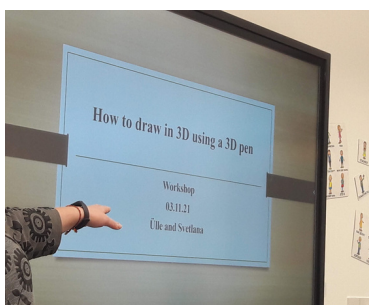
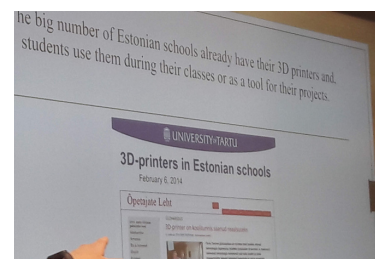
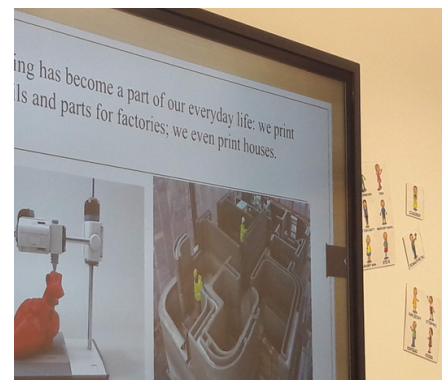





# 3D PENS

## Hands on our stories

The challenge on this morning was to draw! But we did not need paper, and the pens were a little bit different!

With the help of Svetlana and her "experts", we managed to create different objects. Some of them were very creative; others were almost a replica of everyday life products; some were a miniature of famous monuments. but all proved to be pedagogical tools that teachers can use in their classes, to keep their students motivated and connecting the knowledge they acquired or developed to real life. These objects can also allow us to develop our imagination and trigger funny, interesting, real, shocking or emotional stories.



---




# STOPMOTION

---

## Videomaking

Using videos in lessons can be a creative and engaging tool to develop students' motivation and learning. It can be used by teachers as a way of warming up to new contents, but also as a way to explain subject matter or tasks, present problems, encourage interest and further research, systematise content... The possibilities are endless. Also for students, not only as multimedia consumers but also as producers of their own videos, which gives them a remarkable opportunity to create and assess their learning. This way, students can have more active role in education and teaching methodologies can become more active and engaging.

Aivi Tomson presented a workshop on Stopmotion - an easy way to prepare short videos using a tool we all have: a cell phone. These videos allow both teachers and students to prepare short stories about what they are learning in a creative way. Aivi also prepared a manual so that we can use it whenever we have doubts. We also know that there is help on internet: <https://youtu.be/LHmTR8NiAo0>.







---

# STOPMOTION

---



## Stopmotion in classes and projects

Using digital learning devices in lessons has gained a lot of popularity in Estonia, it is a really good opportunity to do something different. I as a class teacher can use animations to teach my students story-telling, crafting and visualisation skills.

We have participated in the eTwinning projects because it is a fun way to learn language and we have made many animations in these projects also.

In Estonian lessons I allow my students who don't like or can't retell stories make animations to retell the story. It gives a student a good opportunity to express his/her thoughts through animations. Also in science lessons I let them make animations about nature and animals, because it is fun to see how they think and express themselves without words. Me and my students love making animations, it makes teaching and studying fun and memorable.

Aivi Tomson

Classteacher Laulasmaa School

Lehola schoolhouse



---

# PHOTOSHOP

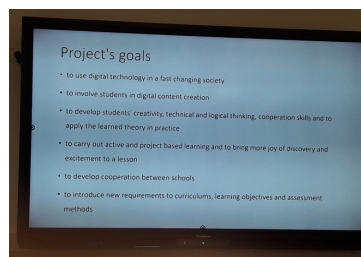

---

## Visual art in storytelling

We can tell stories in many ways, but there is no doubt that visual aids support the content that is being told, either by presenting examples, embodying an idea, and expressing feelings and emotions.

Photoshop is a tool that can help us convey our ideas and our stories, in a multitude of shapes, formats, templates... We just have to follow our imagination, and let our thoughts and ideas flow in creativity!

Inga led us in a workshop in which we learnt the role of digital development in Estonia in recent years, and explained us how to use Photoshop. Inga showed us how to use Photoshop in a simple way, but we can transfer it to our pedagogical context and purposes. Like Photoshop, it's a matter of imagination!





---

# TRADITIONAL MASKS





---

## Stories on your hands and faces

We can tell stories in many ways, but there is no doubt that visual aids support the content that is being told, either by presenting examples, embodying an idea, and expressing feelings and emotions.

Photoshop is a tool that can help us convey our ideas and our stories, in a multitude of shapes, formats, templates... We just have to follow our imagination, and let our thoughts and ideas flow in creativity!

Inga led us in a workshop in which we learnt the role of digital development in Estonia in recent years, and explained us how to use Photoshop. Inga showed us how to use Photoshop in a simple way, but we can transfer it to our pedagogical context and purposes. Like Photoshop, it's a matter of imagination!






# BLENDED MOBILITY

## LIVE FROM ESTONIA

Our Italian colleagues from Valmorea did not travel to Estonia, so all efforts were made to make their participation possible. In the meetings prior to the LTTA, we reached an arrangement regarding online participation that allowed the Italian team to attend two workshops, without missing their lessons, which was a fundamental requirement from these teachers. This way, Federica and Elena stayed in Valmorea and they attended Photoshop and "How to draw in 3D using a 3D pen" workshops.



## CONNECTED TO VALMOREA

During the Erasmus project "Storytelling: Stories of all, stories for all", the Comprehensive Institute of Valmorea took part in two online workshops organized by the Estonian partner school. The first workshop entitled "How to draw in 3D using a 3D pen" was on Wednesday 3 November and involved the 2B class of Binago; on Thursday 4 November the 2B class of Valmorea followed the workshop entitled "Photoshop".

The meetings were interesting and full of ideas for activities that will actively involve our pupils in the use of the shown tools.


Waiting for a possible future mobility, based on the evolution of the epidemiological situation, both workshops were an opportunity for an approach, even if virtual, to distant places from each other, for a Europe without barriers.



---

# ETWINNING AS A LEARNING AND COLLABORATION TOOL

This project is supported by a Twinspace - a virtual "room" in the eTwinning platform that allows the project members to publish specific data regarding the project (like its objectives, activities, partners, communication plan, among other relevant information). However, our Twinspace is not only a storage space: it is also a room for communication and interaction. This is where our students have introduced themselves and also where they have developed and are going to do some activities, both individually but mainly in teams, national and transnational. This is then a wonderful tool for communication and interaction, based on the use of webtools to foster their digital skills but also their communication and intercultural competences.



## A BREAK FOR PROJECT MANAGEMENT

During this intense week the project members found some minutes to discuss the project management and to take important decisions. Therefore, all partners reviewed the plan to remember the next activities that students have to develop until March, before they meet in Ceuta, but also decided on the possible dates for the next meetings in Ceuta and in Turkey. Being together and being able to discuss ideas in presence is a privilege.

---

# LT TA ASSESSMENT

How much did we learn?

kjsdbshbdcfhdh

Facing new challenges?






## A NIGHT TO REMEMBER

The picturesque nature walk with lanterns took place in the pine forest of Laulasmaa. It was a walk to celebrate All Souls Day. On the same evening, a wonderful surprise had been prepared to all partners: dinner would be in, a manor house from the XIX century. Surrounded by a magical atmosphere, lovely music and a warm welcome, all teachers had a magnificent dinner and shared their traditions regarding All Souls Day.

## All Souls Day

### A walk in the woods

On the shores of the Baltic Sea there are beautiful and mysterious woods where you can have peaceful moments, feeling the soft and cool breeze coming from the cold waters. Inga took us on an evening walk among the tall pine trees that went down to the sandy coast. The team had a pause in a lovely place on the seashore to watch the sunset and sing old Estonian songs, called runo songs, and to listen to Estonian traditional instruments played live by the music teachers. These old songs are about nature: day and night, the sun and the moon, light and darkness. For us it was an opportunity to indulge in the Estonian culture and its natural environment. Unique moments to keep in your memory forever.





## Arvo Pärt

Arvo Pärt is the most well-known Estonian composers and worldwide famous as he has remarkably altered the way we understand the nature of music. In the 70's, he created a unique musical language called tintinnabuli, that has given special features to music. Much of the contemporary music we know nowadays has been influenced by his tintinnabuli compositions.

## ARVO PÄRT MUSIC CENTRE

A visit to Arvo Part Music Centre would be inevitable, considering the role of this Estonian composer in contemporary music.

Sorrounded by nature, the Music Centre is prepared to introduce its visitors to the famous musician and his impact in music, as well as display some of his achievements throughout his life.

There are several rooms providing the guests the opportunity to learn more and to experience his works. A large and comfortable theatre room is also available for those who would like to attend a concert.

Part's accomplishments are well stated and explained in the documentary film visitors are invited to watch.







### Cultural exchanges in Nations Evening

All partners brought some of their most traditional beverages and food, so they present them to the local staff and students.

This way, Nations Evening, on Thursday 4, was rich in flavours and diversity from Poland, turkey, Spain, Portugal and of course Estonia.

This moment of intercultural exchange gave all participants the opportunity to know a little bit more about their partners' culture and traditions. Moreover, we were all able to know about the products used for cooking and how they are prepared, which is also an important cultural trait.

The flavours varied from sweet to savoury, but they were all wonderful!







## St. Martin

On Nations Evening, there was a moment of drama! This was a recreation that brought Laulasmaa teachers and students together, and some partners went along!!

St. Martin's day is celebrated on November 11th and it integrated pagan festivities with Christian characters.

## Who are people dressed up as St Martins and St Catherines?

People dressed up as St Martins and St Catherines are masked characters, who go from family to family to bring them luck. It is believed that they have come here far from the other side, they disguise themselves as our ancestors. Martins are expected for the visits as they bring blessing and power to daily life. Martins bring us luck, they receive gifts from us. In the past, usually older men and youngsters disguised themselves as Martins. Nowadays the children go to the streets and carry on the tradition.

## Speaking in riddles aka how to speak?

People dressed up as St Martins and St Catherines often speak in allegory, where things are not said out directly, but in riddles. For example, the head of the family says they have come over five rainbows and through bogs - it means that they have come from afar and from a different world. Allegory is used to avoid being harmed by unwanted forces. That is also where asking answers for riddles comes from. One can use allegory to ask for gifts. From the family, one could also try and ask for a piece of bread for the goat or grease to ease the squeaking of shoes etc.

## St. Martin's Day - family and its members

St Martins and St Catherines go around as families with many different characters. The most important is the mother or father, who leads the whole party and gives the others permission to dance, sing and ask riddles or play instruments.





## A VISIT TO TALLIN

Tallin is also rich in little old shops where you can find a souvenir to a friend or a traditional gift that will make you keep your good memories and feelings while being in Estonia. Wooden cuttlery is something you can easily find, made of ju

## A visit to Tallin

Thanks to Triin, all partners had the opportunity to have a guided tour to Tallin.

Protected by a beautiful bay, Tallin is open to the sea and this has contributed to the important role of this baltic city in this northern region, making it very attractive to several peoples who did not miss the chance to take it over over several centuries.

The city shows its history in its old buildings and cobbled streets. You can appreciate the impressive old churches in the heart of the city, its protective walls and famous premises, both for local authorities and for recreation purposes.

You can see medieval squares which are well preserved, their busy stores and markets, and famous taverns and restaurants which have been proud to protect its traditions and identity.





# TEAMBUILDING

The first training week in Laulasmaa School Estonia was an intense training week and a beautiful first meeting in real with project members. Several essential workshops took place which permitted to develop digital storytelling skills. In addition some cultural events happened which introduced Estonian culture and permitted to build strong relationships between team members through various activities. Italian team had to stay home due to COVID-19 restrictions and participated in workshops online.

## *Strong bonds*



## *HAVING FUN TOGETHER*

It was an amazing educational week where all project members could elaborate their digital storytelling tools, refine their English language and knowledge about European cultures and make new friends. Everything went as expected and even better than that! I am very grateful for everybody who contributed to this wonderful training week in Estonia: to all Estonian and member countries teachers who organised and participated. Thank you!

Inga Elmae





# CERTIFICATES



**AFTER A WEEK OF WORK AND  
FRIENDSHIP**

**THANKS, ESTONIA!**



**SEE YOU  
SOON, CEUTA!**