

# TRAVERSE HOUSE CLUBHOUSE

Traverse City Weekly Newsletter #50

"Members provide mentorship for new members and working together makes us stronger."



## What I love about being back in the clubhouse...



"I enjoy being back in club; helping Cheryl cook and look up information for our social recreation such as the Pit Spitter game schedule." **Patty M.**

"I like it. I got to see everyone again and get out." **Nancy L.**

"It was really nice. I really enjoyed myself. I think everyone did a bang up job following the procedures; social distancing, sanitizing and proper mask wearing. There was good team work." **Besty Z.**

"I like participating in the café and helping cook in the kitchen again." **Mike Sh.**

"It's a great relief to be back and getting support again." **John L.**



"I would rather be here at Clubhouse than anywhere else." **Jennifer S.**

"It's great to see people again, it's good to be back." **Brian Slo.**

"I'm getting things accomplished, I like being back at Clubhouse." **Sue O.**

"Clubhouse keeps me busy, which is good because it keeps me out of trouble." **Vince E.**

"It feels really good to be back and helping with reception." **Chris G.**



"It feels wonderful to be back at Clubhouse. It's nice to see a familiar face. My anxiety went down after I arrived." **Kathy P.**

"It feels great to get back into a routine, have a schedule, and be productive. I'm tired when I go home and able to sleep better. I'm not spending time just watching TV." **Sandy S.**

**CLUBHOUSE ROCKS!!**



### Daily Unit Meetings

**Monday-Friday at 9:30am & 1pm**

Conference Call number:  
**1-312-626-6799**

**Meeting ID: 739 167 9722# #**

\*Same number for Bingo and Jeopardy.

Zoom meeting number:

**Meeting ID: 739 167 9722**



### Contact Us:

**231-922-2060**

**email:** trahse06@yahoo.com

**Facebook:** Advocat Travrse Hch

**Web:** www.traversehouse.org

### Clubhouse Operation Update:

Member services are available through a member helping another member. Introducing two new members services which creates new opportunities since the clubhouse has reopened.

Members are able to assist with the covid health screening of another member prior to entry into clubhouse as long as the entering member gives consent. The other opportunity is for members to assist their fellow member with registering for the covid vaccine on-line or by phone, with consent of member registering. With both opportunities, staff will continue to be available to do the screenings, train members on what the screening steps are as needed and assist with registration for the covid vaccine per members request.

### April Birthdays

- 3rd Mary D.
- 7<sup>th</sup> Denise M.
- 10<sup>th</sup> Justin H.
- 11<sup>th</sup> Kathy R.



### Quotes

"Sweet is the breath of vernal shower, The bee's collected treasure sweet,  
Sweet music's melting fall, but sweeter yet: the still small voice of gratitude."

---Thomas Gray

*Submitted by Connie L.*

### Courage

Wait on the Lord, Be of good courage and He shall strengthen thy heart; wait I say on the Lord.  
Psalms 27:14

### Health & Wellness

Anyone who is interested in getting a covid vaccine and needs assistance with registering, please call the clubhouse at 922-2060. Please leave a voicemail with your name and phone number.

**The GT County Health Dept. has opened registration to everyone age 16+ The website is:**

<https://gtcountycovid19.com/vaccine/>

**Questions about the different vaccines, check out the CDC website:**

<https://www.cdc.gov/coronavirus/2019-ncov/vaccines/different-vaccines.html>

### Jokes By Eric B.

What was the pair of glasses favorite song?

*"I can see clearly now."*




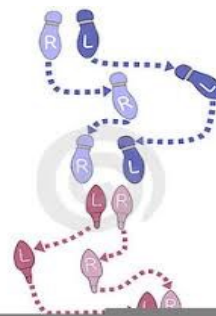
### Trivia By Kathy P.

In the Bible how many days passed between Jesus' death and resurrection? *Three*

### Covid Humor

*Submitted by Kathy P.*

- 2020: Wear a mask and stand 6 feet apart
- 2021: Wear 2 masks and stand 3 feet apart
- 2022: Wear 5 masks and stand one foot
- 2023: to the left
- 2024: take it back now y'all
- 2025: Cha Cha real smooth



Cha Cha Steps Clipart | Free Images

Free Germ Covid19 Face Mask Clip Art... laetiaericksonteachers.com

STRONGER  
*Together*  
BUT 6 FEET APART!

Six Feet Stock Illustrations - 543 Six ... dreamstime.com

### CMH Crisis Line:

1-833-295-0616 or 1-800-422-7315 or 911

Suicide Talk Line: 1-800-SUICIDE or

1-800-273-TALK+



# Happy Easter



## My Favorite Easter Memory...

“When I was with my family and I got to sit on the Easter Bunny’s lap.” **Patty M.**

“At the Moose Club (in Northfield, Ohio) with my parents. There was an Easter egg hunt and the eggs were filled with silver dollar coins from the 70’s.” **Mike M.**

“We would go to my grandparents’ house and have a big Easter egg hunt. It was always a lot of fun.” **Amanda F.**

“We would go and hunt Easter eggs that were filled with candy.” **Nancy L.**

“Jesus died and rose on Easter.” **Trina P.**


“I enjoy pink tulips 🌷. I enjoy being with Family and Friends. I also enjoy going to Church and singing my favorite Easter song: “ Christ The Lord Has Risen To-day.” Finally I am looking forward to joining my Clubhouse Friends for Easter in 2022.” **Kathy P.**



“I like being with family on Easter.” **Casey P.**

“Easter is a special day because we celebrate it every year and it is a sacred day.” **Brian Sm.**

“Every year my dad makes a bunny face cake. He uses white frosting, shredded coconut to make it look fluffy, necco wafers for the eyes and twizzlers for the whiskers. It’s the Zeeryp tradition.” **Betsy Z.**



“I loved getting jelly beans.” **Mike Sh.**

“I remember getting up early and going to find my Easter basket with Cadbury eggs and peeps.” **John L.**


“I always colored eggs every year.” **Jennifer S.**



“I remember going to see the Easter bunny with my dad and getting my picture taken.” **Patty M.**

“In my house we always have a traditional fish fry dinner.” **Brian Slo.**

“I liked coloring eggs and decorating them, and having candy too.” **Sue O.**



## *Easter Recipe*

### **Ingredients:**

1 Boxed cake mix white or yellow  
Eggs  
Vegetable Oil  
1 Can frosting  
1 Package coconut flakes  
1 Green food coloring  
Assorted Jellybeans  
Black Licorice rope for whiskers  
(optional)  
Pan cooking spray...  
Flour



### **Extra supplies:**

2 Round Cake Pans?  
Quart sized sandwich bag  
Clean White typing copy paper or  
construction paper  
Pink Crayon  
Scissors  
Cake Plate or Large Plate  
Cooling racks  
Knife for frosting cake  
Mixing bowl  
Spatula

1. Follow directions on the back of cake mix box. Combine the wet and dry ingredients in bowl. Beat cake mix with electric mix or by hand. Use cooking Spray into round cake pans then flour the cake pans. Until lightly coated. Pour cake batter mixture into round cake pans. Bake at indicated temperature Set kitchen or stove timer.
2. Test the cake with a toothpick, in the middle of the cake while baking for doneness. if the toothpick comes out clean its done and the sides of the cake are pulling away from the cake pan.  
Take the knife to separate the edges of the cake from pan. Allow the cake to cool on the racks. Before taking them out of the pan.
3. Prepare the coconut with the food coloring in the Quart size baggie mix the coconut dye with desired amount 2 to 4 drops till pleasing coconut grass color. Place the coconut on the cake plate. Discard the used quart baggie.
4. Cut the cake into equal halves place the cake over the coconut grass, the bottom cut edge together so the in forms the spine of the bunny's back. Frost the cake. Sprinkle the Jellybeans around the cake pick a few for eyes, nose, and mouth. Use the Licorice whips for whiskers.
5. To finish off the bunny take the white copy typing paper or construction and color an oval inside the ear pattern. A Large oval cut with the scissors the desired shape. Insert the ears into the cake.