


GPM CAPTO® Systems

Manual tool change by hex wrench



PSC clamping unit may be -
mounted **axial/radial** into the **tool disc**
depending on customers' need



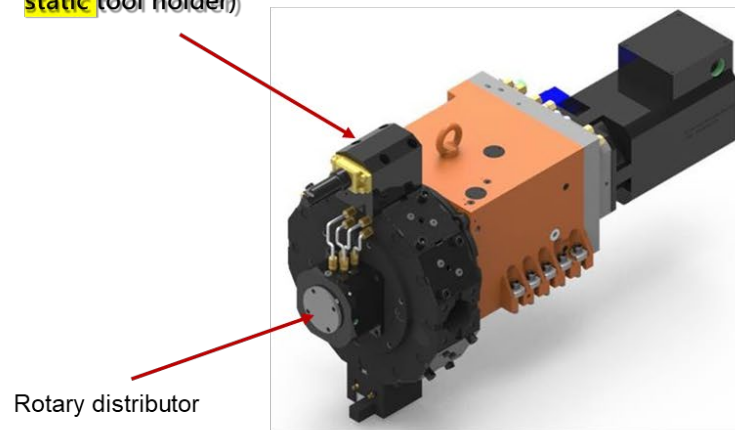
Clamping unit may also
be mounted on tool holder

GPM CAPTO® Systems

Automatic tool change via hydraulic system – suitable for Driven & Static turret


- 5 channels in rotary distributor –
- - 2 channels for **hydraulic** clamp & unclamp
- - 1 channel for coolant
- - 2 channels for air - Air blast, and probe contact (
- Equipped with **PSC clamping unit** → to be mounted on either tool holder or tool disc

Equipped with PSC Auto Tool Change
(PSC clamping unit is mounted on BMT tool
static tool holder)



434/BMT Driven turret

* More complex inner structure for driven turret such as gearhead, hence, the rotary distributor is exposed in front of tool disc.



440/PSC Static Turret


* The rotary distributor & channels are embedded **inside** the 440 turret.

GPM CAPTO® Systems

Rotary Distributor for auto tool change & clamping

CAPTO® Live Tool

Rotary Distributor



434 BMT driven turret



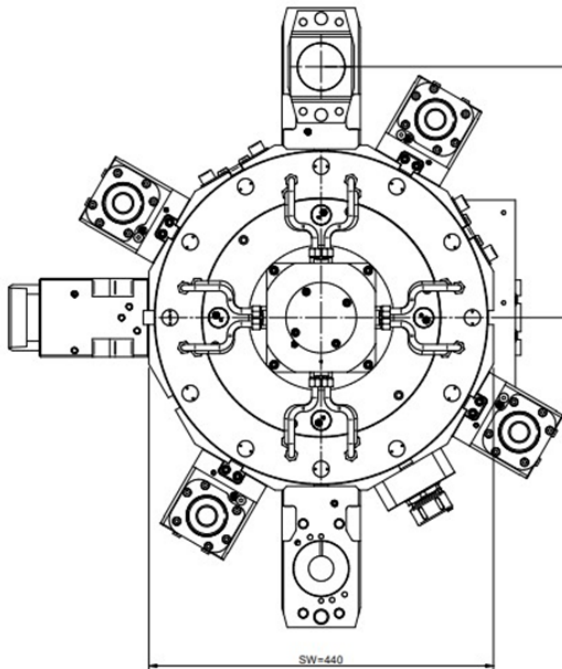
440 Static Turret

GPM CAPTO[®] Systems

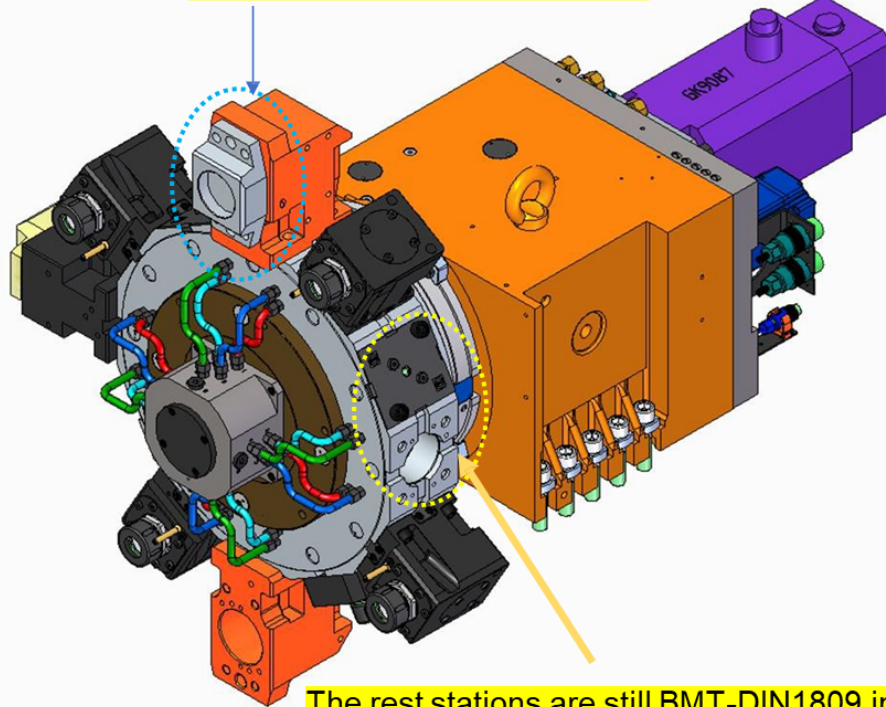
4 tool stations with PSC automatic tool change

(max 10 stations could by PSC, 2 stations remain as BMT)

434.525/BF/NH150/BMT65/SW440/W9



PSC clamping unit is mounted on BMT static tool holder for automatic tool change



The rest stations are still BMT-DIN1809 interface for either driven or static tool holders.

To learn more about automatic tool
change systems for PSC- CAPTO®
please contact:

Tom Gross, President and Chief Engineer

611 North Axford St., #301

Lake Orion, MI 48362

248.770.0465 (C)

TGross@AchieveCPK.Com