


Explanation of the screen view on the GLM website for NAWSA Foundation Ewes, the data behind it and the corrections that are being made

Individual mistakes in data collected for the NAWSA Registry data, can and should be identified and corrected. The NAWSA and GLM did not realize that erroneous data fields were displaying on screens when Foundation Ewe are being viewed. In this instance it is not individual corrections, but fields that were showing up where they should not and information that should not be there was being displayed. That is a problem, and we are happy to have had that discovered. This simple view has caused a lot of confusion and misinformation, through no fault of GLM or the viewer. We apologize for any confusion and misunderstanding that this may have caused. Prior to when GLM took over our Registry, no one could pull up and actually see the data fields, we are so glad that we have this ability now, but with it comes the discovery of a few issues that can and will be easily resolved. We have every confidence in the professional competence dealing with data and database issues that GLM offers in their understanding and resolution of this issue. This is an explanation of what the issues were and how they have been corrected.



The screenshot shows the GLM Registry interface for animal NLSBA 82508. The page includes a navigation menu with options like Home, Members, Animals, Invoices, Reports, and Tools. The main content area displays the following information:

- Animal ID: **NLSBA 82508** | Status: **Active** | [Print Certificate of Registry for NLSBA 82508](#)
- Current Owner: **N/A**
- Reg Type: **N/A** | Organization: **NLSBA**
- Name: **Magruder Y27**
- Tag Nbr: [blank]
- Color: [blank] | Sex: **Ewe** | Birth Type: [blank] | Genetic color: [blank]
- Birth Date: [blank] | Codon 171: [blank] | Scrapie Tag Nbr: [blank] | Percent, manual: [blank]
- Breeding Type: [blank] | Percent, calculated: **0.0**
- Sire: **Not on file** | Dam: **Not on file**
- Breeder of Dam at mating: **Not on file**
- Owner of Dam at birthing: **Not on file**
- Comments: [blank]
- First registered birthing: **02/13/2001** | Most recent registered birthing: **02/13/2001**
- Total registered offspring: **1** (M = 0, F = 1) | Single: **1** | Twin: **0** | Triplet: **0** | Quadruplet: **0**
- Animal History table:

Date	Event
N/A	Born, owner at birth N/A
11/04/2004	Registered to member (date recorded)
02/13/2001	Female offspring (NLSBA 88069, Single) born, sired by NLSBA 87231
- End of historical data for NLSBA 82508

© GLM Registry 2020 www.glmregistry.com

The image on the left is from a screen on the GLM site used to display animal information from a search. This animal is not registered with the NAWSA. She is not a foundation ewe. She is part of the background pedigree of a Foundation ewe, probably a foundation ewe's dam or grand dam. Note she has no NAWSA number, so she is not registered with the NAWSA. Reg Type says N/A. This information was entered as background pedigree info from a submitted Foundation ewe. This screen is fine although we really do not need this to be accessible. The NLSBA would be responsible for the accuracy on this animal, not the NAWSA.

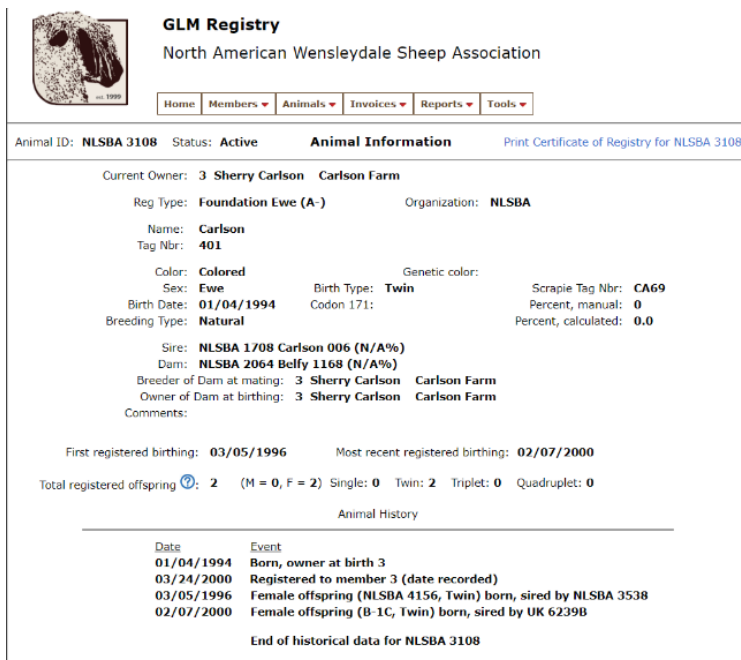
Note that many of the fields say *Not on file*, or N/A which is good and correct! This would have been entered so that when the foundation ewe's pedigree was pulled up it would appear, it would have been hand entered by someone working for the Registrar, from the original papers issued by the Lincoln Association, not from any forms or information the NAWSA asked for or collected. The NAWSA only asks for a copy of the registration papers from one of our approved breed associations. We have no idea how correct this data is, as it was gathered by the Lincoln association. We are really not at all concerned with any of this, and in fact it could be argued that it should not have been entered at all, as we would have the original Lincoln paperwork to use if necessary.

The image on the right here is the old screenshot before display changes were made. It is an actual foundation ewe, a registered Lincoln as identified by the *Reg Type* field. The only information the NAWSA collects for Foundation ewes is the current owner, tag, sex, birth type if known, color, genetic color, birth date, codon, and breeding type if known. Where does this info come from? The person submitting for this ewe fills out the form, submits it and pays the fee to the NAWSA. They are the owner. The rest of the info would have been copied from the Lincoln certificate which is provided with the submission.

Here is where the issues begin. The screen being used for Foundation Ewes is the same as for Registered Ewes, and that caused a problem we did not initially see. We simply had not scrutinized this screen before. The Foundation Ewes should only display the information we have gathered for them. That would NOT include *Breeder of Dam at mating* or *Owner of Dam at birthing*. This screen shows fields that were not collected, and that rightly confused people. These fields should not contain names. We were surprised to see that there was data showing up there, as it was never collected. Very confusing but it comes down to a transcription error where data was included here erroneously.

For instance, look at *Breeder at the time of Mating* and the *Owner of Dam at Birth*, we would have no idea who bred this animal, we would have to go to the Lincoln association to get that information. Notice that the person who submitted this animal for recognition as a NAWSA Foundation Ewe, Sherry Carlson is copied into the *Breeder of Dam at Mating* field, and the *Owner of Dam at Mating* field. That is really misleading and should not be there through no fault of Ms. Carlson

If you look at the bottom of that screen in *Events* under *animal information*. The data shown here is not collected by the NAWSA and should not be recorded there. This is again, an error. We did not ask Ms. Carlson if she were the owner of this animal when it was born. Even if we know who bred this ewe and/or who owned her a birth, it is irrelevant to the NAWSA, as she is not a Wensleydale, and the Lincoln Association would be responsible for the collection, preservation and accuracy of that info. Why is there data appearing there? We cannot answer that, except to say that a previous Registrar may have entered them without understanding the difference between Registered Ewes and Foundation Ewes or transcribed them in error. Since we have never asked for this information, we can state that it is wrong, neither can we verify that is it correct.



GLM Registry
North American Wensleydale Sheep Association

Home Members Animals Invoices Reports Tools

Animal ID: **NLSBA 3108** Status: **Active** **Animal Information** [Print Certificate of Registry for NLSBA 3108](#)

Current Owner: 3 **Sherry Carlson Carlson Farm**

Reg Type: **Foundation Ewe (A-)** Organization: **NLSBA**

Name: **Carlson**
Tag Nbr: **401**

Color: **Colored** Genetic color:

Sex: **Ewe** Birth Type: **Twin** Scrapie Tag Nbr: **CA69**
Birth Date: **01/04/1994** Codon 171: Percent, manual: **0**
Breeding Type: **Natural** Percent, calculated: **0.0**

Sire: **NLSBA 1708 Carlson 006 (N/A%)**
Dam: **NLSBA 2064 Belfy 1168 (N/A%)**
Breeder of Dam at mating: 3 **Sherry Carlson Carlson Farm**
Owner of Dam at birthing: 3 **Sherry Carlson Carlson Farm**
Comments:

First registered birthing: **03/05/1996** Most recent registered birthing: **02/07/2000**

Total registered offspring: 2 (M = 0, F = 2) Single: 0 Twin: 2 Triplet: 0 Quadruplet: 0


Animal History

Date	Event
01/04/1994	Born, owner at birth 3
03/24/2000	Registered to member 3 (date recorded)
03/05/1996	Female offspring (NLSBA 4156, Twin) born, sired by NLSBA 3538
02/07/2000	Female offspring (B-1C, Twin) born, sired by UK 6239B

End of historical data for NLSBA 3108

Here is what the new online screen looks like. The screen view has been changed so that appropriate and accurate information is displayed for Foundation ewes. The data shown there in error has been saved and moved so that it no longer appears there to confuse.

Notes have been made by GLM to understand the issues and corrections. Please contact our Registrar GLM if you have questions.



**North American Wensleydale
Sheep Association**
64 Virginia Scholomiti
The Yellow Farm

Registrar mailing address:
NAWSA/GLM Registry
19508 Tillier Trail Hwy
Days Creek, OR 97429-9760

Membership expiration: 12/31/2020

Home	Renewal	Registration	Transfer ▼	Certificates ▼	Orders ▼	Tools ▼
------	---------	--------------	------------	----------------	----------	---------

NAWSA Animal Information [Printer-friendly version](#)

Animal Search

Owner: **3 Sherry Carlson Carlson Farm**

Registration Type: **Foundation Ewe**

Registration Nbr: **NLSBA 3108** Status: **Active**

Name/Tag Nbr: **Carlson 401**

Color: **Colored** Sex: **Ewe** Birth Type: **Twin**

Birth Date: **01/04/1994** Codon 171: Percent Wensleydale: **0**

Breeding Type: **Natural**

Sire: **NLSBA 1708 Carlson 006 (N/A, N/A%, DOB N/A)**

Dam: **NLSBA 2064 Belfy 1168 (N/A, N/A%, DOB N/A)**

Breeder: **Not on file**

First registered birthing: **03/05/1996** Most recent registered birthing: **02/07/2000**

Total registered offspring [?](#): **2** (M = 0, F = 2) Single: **0** Twin: **2** Triplet: **0** Quadruplet: **0**