


DESENSITISATION PART 2



1

Why is it important?




2

What are the Do's and Dont's ?




3

Why you should start early?



Importance: Your puppy will be handled by their vet, groomer, children, people in your house, guests etc. If you teach your puppy to stay calm in these situations and not think of touch as a threat.



Puppies who are uncomfortable when touched on the paw, what do you need to do?

- Think of scenarios where your puppy was handled in a harsh way.
- The command paw is not just a trick but it was taught so the dog is comfortable at the vet or at the groomer while nail clipping or while looking for infections etc.
Make sure the "Paw" command is not spoiled because you start shaking the paw the way one would shake hands with humans
- Tell kids, visitors, and family members that when they are making your dog do the tricks they must at all times remain gentle.

Visitors

- Teach the visitors and kids n family members the right way of approaching your dog no matter how friendly he/she is!

How will it help?

- Touch desensitization is important so you can bathe and groom your puppy at ease and all the handling experience is smoother without causing any kind of discomfort to your dog.

