



DREAM BIG ACTIVITY SHEETS

Explore, create, and dream big with our Dream Big Activity Sheets! Spark creativity and inspire young minds with each fun-filled page. Perfect for little dreamers eager to explore their potential and turn dreams into reality.

LET YOUR CREATIVITY SOAR!



Dear Parents,

Welcome to my Parent Guide, crafted to assist you in utilizing my reading bundle designed to complement my book "Dream Big: Peyton's Hip-Hop Adventure", enriching your child's learning and development. Within these pages, you'll find tips and suggestions aimed at maximizing the benefits of the resources provided, which include coloring pages, journal prompts, worksheets encouraging reading and critical thinking, and more.

From fostering engaging discussions to igniting creativity and reinforcing positive messages from the book, I aim to equip you with the tools to create fulfilling experiences that nurture your child's love for reading.

Happy Reading!

Warm regards, Paula Banks



Supporting Your Child's Learning and Development

Encourage Active Engagement:

Encourage your child to actively engage with the book and the accompanying resources. Ask open-ended questions to spark discussions about the story, characters, and themes. For example, "What do you think will happen next?" or "Why do you think the character made that decision?"

Promote Creativity: Use the activities provided in the bundle to promote creativity and imagination. Encourage your child to express themselves through drawing, writing, or role-playing activities related to the book. Allow them to explore their ideas and interpretations freely.

Reinforce Positive Messages: Take time to discuss the positive messages and lessons conveyed in the book. Help your child identify and understand key themes such as friendship, courage, resilience, and kindness. Use examples from the story to reinforce these positive messages and encourage empathy and compassion.

Reinforce Positive Messages: Take time to discuss the positive messages and lessons conveyed in the book. Help your child identify and understand key themes such as friendship, courage, resilience, and kindness. Use examples from the story to reinforce these positive messages and encourage empathy and compassion.

Supporting Your Child's Learning and Development


Celebrate Progress and Achievements: Acknowledge your child's progress and achievements as they engage with the reading bundle. Celebrate their efforts, creativity, and insights, regardless of the outcome. **Celebrating small victories can boost their confidence and motivation to continue learning.**

Establish Regular Reading Habits: Set aside dedicated time each day for reading together or independently. Establishing regular reading habits will help foster a love for books and literacy skills. Make reading an **enjoyable experience** by creating a cozy reading area, incorporating games, or exploring different genres together.

Be a Role Model: Lead by example by demonstrating your own love for reading and learning. Share your favorite books, engage in discussions about what you're reading, and participate in reading-related activities together as a family.

Every child is unique, so please adapt these suggestions to suit your child's interests, preferences, and developmental stage. Most importantly, have fun exploring the world of books together

Happy reading!



Dream Catchers


GET READY TO SPARK YOUR IMAGINATION

DRAW YOUR BIGGEST DREAM:
REMEMBER TO



dream
BIG

I CAN DREAM BIG AND MAKE MY DREAMS COME TRUE



WHAT MAKES YOU HAPPY?

IT COULD BE PEOPLE, AN ACTIVITY OR A PLACES



GOALS FOR THE FUTURE

DRAW OR WRITE ABOUT WHAT YOU WANT TO
DO WHEN YOU GROW UP

dream
BIG

I AM A DREAMER, AND MY DREAMS HAVE WINGS



IF YOU COULD BE ANYTHING WHAT WOULD IT BE?





FACING FEARS

WRITE OR DRAW ABOUT SOMETHING YOU'RE
SCARED OF AND HOW YOU CAN BE BRAVE.



ACTS OF KINDNESS

WRITE ABOUT A TIME WHEN YOU DID SOMETHING
KIND FOR SOMEONE ELSE OR WHEN SOMEONE WAS
KIND TO YOU.

HIP-HOP RHYME MATCHING



WORKSHEET

MATCH EACH WORD ON THE LEFT WITH ITS RHYMING WORD ON THE RIGHT.

BEAT

MOVE

SHINE

SHOW

DREAM

RAP

GROOVE

FLOW

TEAM

TAP

STREET

FINE


NOW THAT YOU'VE MATCHED ALL THE RHYMING WORDS, GET CREATIVE AND MAKE YOUR OWN HIP-HOP SONG USING THESE WORDS!



CHARACTER POWERS

PICK A CHARACTER FROM THE BOOK AND WRITE DOWN WORDS THAT DESCRIBE THEM, LIKE BRAVE, FUNNY, OR KIND. THEN, THINK ABOUT WHY YOU CHOSE THOSE WORDS AND WRITE DOWN WHAT THE CHARACTER DOES IN THE STORY THAT SHOWS THOSE QUALITIES

CHARACTER NAME	DESCRIBE THEM	WHAT DID THEY DO THAT SHOWS THIS QUALITY



DRAW PEYTON IN HER BEST HIP-HOP POSE!

USE THIS SPACE TO DRAW PEYTON, THE HIP-HOP STAR OF
"DREAM BIG: PEYTON'S HIP-HOP ADVENTURE," IN HER BEST
HIP-HOP POSE.

GET CREATIVE WITH YOUR DRAWING! YOU CAN IMAGINE
PEYTON DANCING, SINGING, OR STRIKING A COOL POSE

ONCE YOU'VE FINISHED YOUR DRAWING, SHARE IT ON
SOCIAL MEDIA AND TAG ME @AUTHORPAULABANKS. I
CAN'T WAIT TO SEE YOUR MASTERPIECE!



CREATIVITY IS MY SUPERPOWER! I CAN CREATE ANYTHING I IMAGINE

C E R T I F I C A T E

COMPLETION

This certificate is presented to:

FOR COMPLETING THE "DREAM BIG: PEYTON'S HIP-HOP ADVENTURE" READING
JOURNEY. YOUR DEDICATION TO READING AND EXPLORING WITH PEYTON HAS
BEEN OUTSTANDING.

Paula Y. Banks
PAULA Y. BANKS



ADULT SIGNATURE

PRINTABLE BOOKMARKS


HAVE A BLAST WITH THESE BOOKMARKS TO MAKE READING EXTRA EXCITING! ASK YOUR MOM OR DAD TO PRINT THEM ON THICK PAPER FOR LASTING FUN ACROSS ALL YOUR BOOKS!



DREAM BIG

WORD SEARCH

M	T	A	D	V	E	N	T	U	R	E	V
A	Y	N	Y	H	E	L	P	F	U	L	C
G	N	O	E	M	E	B	R	X	A	X	O
I	D	E	V	I	T	E	U	T	N	I	U
C	R	A	D	A	T	L	D	K	P	H	R
I	E	S	F	I	D	I	V	L	X	P	A
F	A	Q	C	L	L	E	P	J	V	R	G
U	M	A	R	A	K	V	R	D	J	J	E
L	M	S	S	Y	I	E	G	A	R	A	I
U	R	W	S	T	A	R	S	E	B	D	C
P	A	D	V	L	D	F	X	M	N	L	X
H	O	P	E	E	N	G	O	A	L	T	E



DREAM

ADVENTURE

HOPE

COURAGE

BELIEVE

STARS

MAGIC

GOAL

