


Ceilings

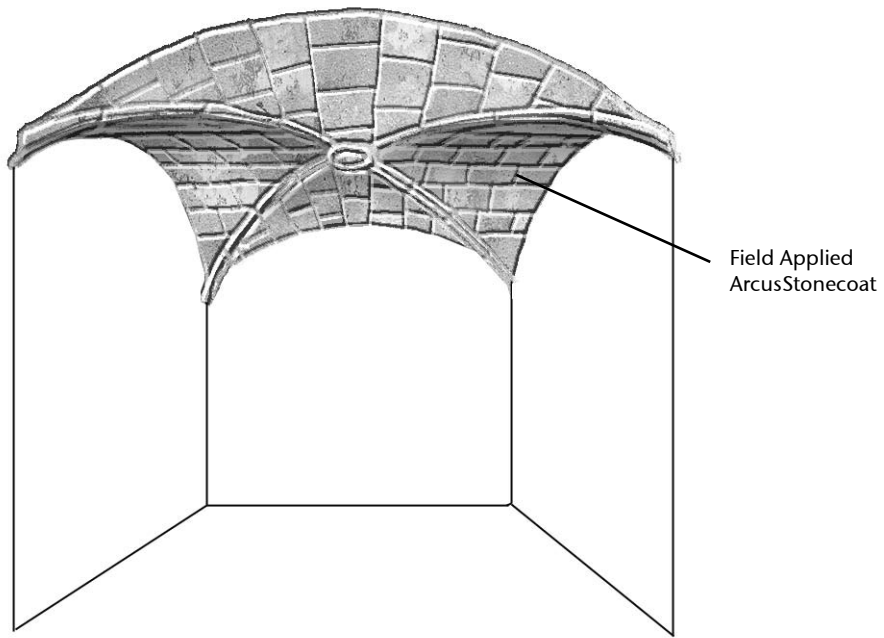


Ceilings in traditional stone construction (except for very small rooms) were usually arched (vaulted) in form. A variety of styles were used, with and without ribs, with shallow or deep arcs, and with more or less elaborate forms. Particularly good applications for vaulted ceilings are over exterior entry areas, grand entry halls, kitchens and wine cellars.

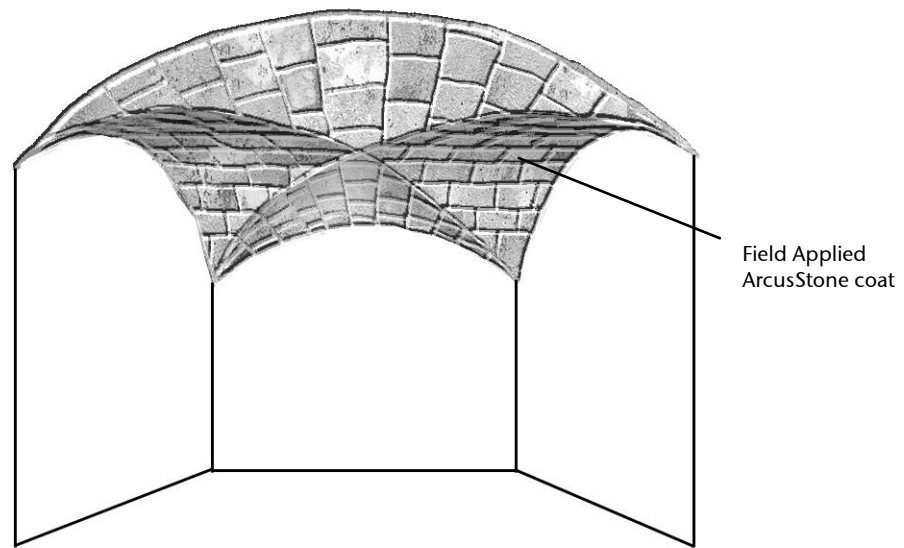
The drawings that follow show several traditional ceiling styles which can be recreated through an assembly of field applied ArcusStonecoat and precast ArcusStone shapes. Designers are encouraged to choose a style appropriate for their project or to use the designs as inspiration for creating custom styles. Remember that ArcusStonecoat is only a cosmetic finish; to create these vaulted ceiling designs a curved substrate needs to be provided.

The following information must be indicated on drawings to properly specify the products and allow the applicator to do accurate cost estimating:

1. Size of the ceiling areas and sectional views showing the geometry of the vaults.
2. Stone Coursing Pattern (only certain coursing patterns are appropriate for ceilings).
3. Stone Texture
4. Ceiling Style (as shown on drawings that follow, or custom).
5. Selection of molding, rosette, etc., as required for selected ceiling style.

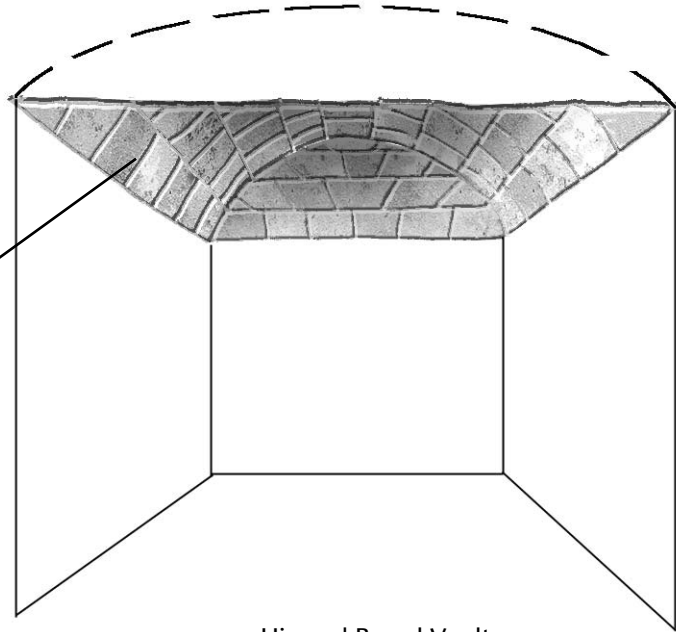


Ribbed Groin Vault



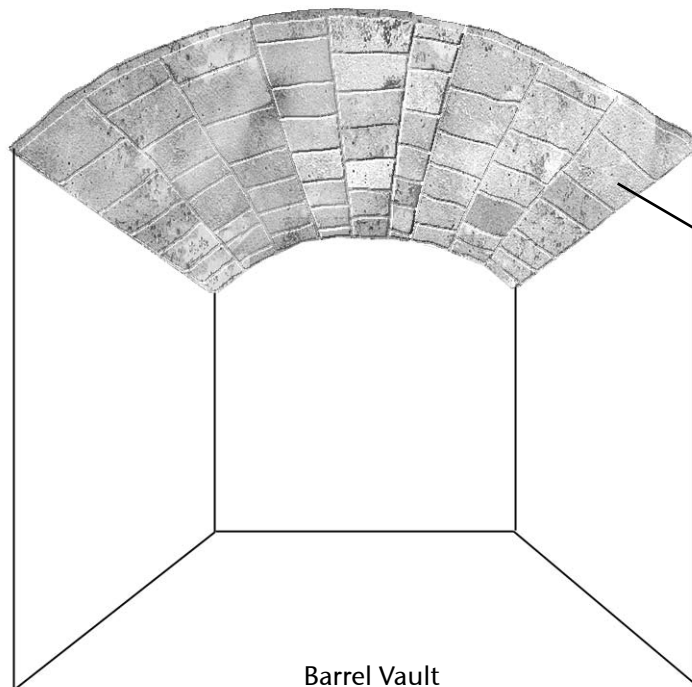
Groin Vault

Field Applied
ArcusStonecoat



Hipped Barrel Vault

Field Applied
ArcusStonecoat



Barrel Vault