



LIKE US AT: Pelham High School Band



FOLLOW US AT: Pelham_Bands



WEBSITE: www.pelhamband.com

- Log on to www.charmsoffice.com, and click the "ENTER" link at upper right.
- Locate the "PARENT/STUDENT/MEMBERS LOGIN" section of the web page.
- Login to your child's program account using the following School Code: **PelhamBands**
- This will bring up the main parent page. This will allow you to look at handouts and other files.
- When you enter your child's ID NUMBER (first initial and last name of student [if you are new to the program]) as a **Student Area Password**, another more detailed screen appears with even more options to view your student's financial records as well as other information as it becomes available. Once you have first entered this ID number, you may create your own, unique password by clicking on the "keyhole" (**Change Password**) button.
- Two areas in which you can help the director maintain his/her records:
 - **Update Personal Information** - if the director has allowed it, you may help make changes to your child's student information page (such as updating phone numbers and email addresses if they change) to help the teacher communicate with you more effectively. Click the **Personal Info** button.



Sign up for important updates from Mr. Ward.

Get information for Pelham High School right on your phone—not on handouts.

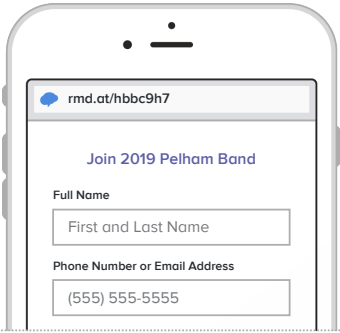
Pick a way to receive messages for **2019 Pelham Band**:

A If you have a smartphone, get push notifications.

On your iPhone or Android phone, open your web browser and go to the following link:

rmd.at/hbbc9h7

Follow the instructions to sign up for Remind. You'll be prompted to download the mobile app.




B If you don't have a smartphone, get text notifications.

Text the message [@hbbc9h7](https://www.remind.com/help/faq/what-is-a-remind) to the number **81010**.

If you're having trouble with **81010**, try texting [@hbbc9h7](https://www.remind.com/help/faq/what-is-a-remind) to **(205) 533-6292**.

* Standard text message rates apply.



Don't have a mobile phone? Go to rmd.at/hbbc9h7 on a desktop computer to sign up for email notifications.



Sign up for important updates from Mr. Ward.

Get information for Pelham High School right on your phone—not on handouts.

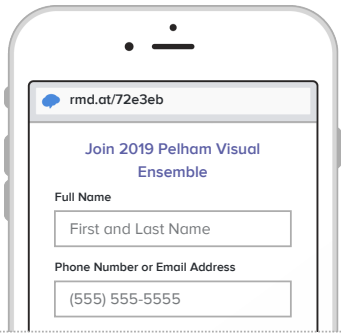
Pick a way to receive messages for **2019 Pelham Visual Ensemble**:

A If you have a smartphone, get push notifications.

On your iPhone or Android phone, open your web browser and go to the following link:

rmd.at/72e3eb

Follow the instructions to sign up for Remind. You'll be prompted to download the mobile app.




B If you don't have a smartphone, get text notifications.

Text the message [@72e3eb](https://www.remind.com/help/faq/what-is-a-remind) to the number **81010**.

If you're having trouble with **81010**, try texting [@72e3eb](https://www.remind.com/help/faq/what-is-a-remind) to **(205) 533-6292**.

* Standard text message rates apply.



Don't have a mobile phone? Go to rmd.at/72e3eb on a desktop computer to sign up for email notifications.

