

# CORMAN

AND ASSOCIATES INC.





## ***Inspiration***

As a custom manufacturer, we craft every piece to the needs of your environment. We'll collaborate with you to design completely unique fixtures, or take a traditional component, such as an h-fixture, nesting table, or gondola, and modify it to reflect your unique environment.

This catalog features examples of some of our traditional retail fixture designs, as well as variations on separate components that can play a part in many environments—especially those well-suited for treatment rooms and reception areas, and beyond.

Our most recent designs feature versatile treatment room elements, including manicure stations, pedicure carts and versatile cabinets, as well as elegant apothecary cabinets and reception counters.

Let these examples spark your imagination, open up possibilities, and start you on the path to developing your unique space.

## ***Collaboration***

Corman & Associates, Inc. has worked with many award-winning resorts and spas, partnering with our clients' design teams to bring their visions to life. For clients who need design assistance, Corman & Associates has a team of experienced designers and engineers to help you design a uniquely beautiful and functional space.

## ***Innovation***

Newly available materials, and cleaner, greener technologies are breathing new life into our thinking about retail environments. Just as resorts and spas have embraced more earth-friendly products, Corman & Associates, Inc. is happy to work with you to design fixtures to your green expectations.





### 2522-C

36"w x 14"d x 84"h  
Bamboo retail cabinet,  
6 Adj. glass shelves,  
1 drawer.



### 2522-A

36"w x 14"d x 84"h  
Bamboo. Locking glass  
doors, 4 adj. glass  
shelves and locking  
bamboo doors, 2 adj.  
shelves.



### 2520-G

48"w x 18"d x 96"h  
Bamboo, quartz surface,  
glass knobs, 4 adj. glass  
shelves, storage cabinet,  
lights.



### 2520-E

36"w x 18"d x 96"h  
Bamboo, quartz surface, glass  
knobs, 4 adj. glass shelves,  
pull out shelf, storage cabinet,  
lights.



881 floyd drive lexington ky 40505

www.cormans.com <> toll free 1.888.849.0926



### 2106-A

36" w x 18" d x 96" h  
Glass doors, 3 glass shelves, solid surface countertop, 3 drawers, lights.



### 2107-A

36" w x 18" d x 96" h  
Mirrored back, recessed standards, countertop and drawer below, lights.



### 2108-A

12" w x 18" d x 96" h  
3 glass shelves above countertop, 2 glass shelves below, light.



### 2109-A

48" w x 18" d x 96" h  
Radius solid surface countertop, 2 interior shelves, solid insert doors, lights.  
*Sink, faucet, chandelier and mirror not included.*



### 2106-B

36" w x 18" d x 96" h  
Glass doors, 5 glass shelves. Solid surface countertop, lights.



### 2110-A

36" w x 18" d x 96" h  
Glass doors with single shelf, one glass shelf below. Solid surface countertop, angular shelving insert, lights.



**2501-A**

48"w x 19"d x 96"h  
2 adj. glass shelves,  
Laminate countertop. 2  
wood shelves beneath,  
lights.



**2501-C**

48"w x 19"d x 96"h  
Glass insert doors, 2 adj.  
glass shelves. Laminate  
countertop with  
6 drawers beneath,  
lights.



**2500-A**

48"w x 19"d x 96"h  
Recessed standards,  
4 adj. glass shelves,  
Laminate countertop, 2  
drawers below, lights.



**2502-A**

12"w x 19"d x 96"h  
3 adj. shelves above,  
Formica countertop,  
2 adj. shelves below,  
light.



### 2510-A

36"w x 19"d x 96"h  
 Chrome hang bar,  
 brackets, 1 adj. glass shelf,  
 laminate countertop,  
 storage drawer, lights.



### 2511-C

36"w x 19"d x 96"h  
 3 adj. glass shelves,  
 Laminate countertop,  
 1 adj. shelf, lights.



### 2511-E

36"w x 19"d x 96"h  
 Adj. bin dividers.  
 Laminate countertop,  
 3 storage drawers.



### 2511-A

36"w x 19"d x 96"h  
 Glass insert doors, 4 adj.  
 glass shelves. Laminate  
 countertop, solid panel  
 doors, adj. shelf, lights.



### 2512-A

60"w x 19"d x 96"h  
 6 adj. glass shelves,  
 laminate countertop.  
 Solid panel doors, adj.  
 shelf, lights.





### 2532-A

32"w x 20"d x 35"h  
Treatment Room Cart  
Bamboo, recycled glass knobs, casters, Pull-out tray, 2 shallow drawers  
Slide-out bin for waste, towels, etc. Door with 1 shelf.



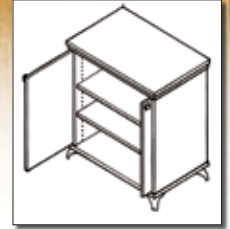
Open,  
with 2 adj  
shelves



2 doors



Pocket doors




Pull-out shelf,  
flip-up side shelf

Build your custom fixture starting from these basic designs.



### 2531-A

23.5"w x 18"d x 35"h  
Treatment room cabinet. Bamboo, recycled glass knobs, pull out tray, door with 1 shelf, casters.



4" drawer with  
bin dividers



Shallow drawer



4" deep drawer



Slide-out  
shelves with lip

Build your custom fixture starting from these basic designs.



### 2520-D

31.5"w x 18"d x 54"h  
Large pedicure cabinet.  
Bamboo, quartz, recycled glass knobs, pull out tray, 3 slide out bins for waste, towels, etc.



### 2520-A

50.5"w x 23.5"d x 31"h  
Manicure station.  
Bamboo, quartz surface, recycled glass knobs, casters.



Custom  
Treatment room fixtures  
to match your unique  
space, function and finish  
needs.



### 2527-A,B

16"w x 16"d x 30"h

16"w x 16"d x 24"h

Bamboo cubes with shelf.



### 2529

42"w x 18"d x 36"h

35"w x 18"d x 30"h

Bamboo and acrylic  
nesting tables.



### 2520-B

42" dia x 33"h

Round glass topped  
table. Bamboo base,  
stainless steel legs.



### 1742-N

36"w x 21"d x 36"h

30"w x 17"d x 30"h

24"w x 14"d x 24"h

Bamboo occasional  
tables.



**2528**

32"w x 12"d x 42"h  
Bamboo and chrome 2-way  
apparel merchandiser.



**2524**

16"w x 16"d x 60"h  
Bamboo and acrylic shelf  
stand.



**2530**

13"w x 12"d x 42"h  
Bamboo wall mounted  
shelf.



**2014-A**

13"w x 12"d x 42"h  
Wall mounted shelf unit.  
Translucent acrylic shelves.



**2014-B**

32"w x 12"d x 42"h  
Double wall mounted shelf  
unit. Translucent acrylic  
shelves.



**1870-A**

48"w x 48"d x 52"h  
Tiered table  
Melamine with laminate tops.



**2011-J**  
36"w x 36"d x 32"h  
2 adj. shelves front  
and back.



**2011-A**  
36"w x 36" d x 32"h  
Table with 2 adj. shelves  
front and back and metal  
insets.



**Custom**  
Demonstration counter  
with locking storage and  
goose neck lights.



**2011-N**  
42"w x 18"d x 36"h  
35"w x 18"d x 30"h  
Nesting table pair with  
translucent inserts.



**2015-G**  
47"w x 20.5"d x 78"h  
Lighted cabinet with 8  
adj. translucent acrylic  
shelves.



**2015-F**  
34"w x 20.5"d x 78"h  
Lighted cabinet with 8  
adj. translucent acrylic  
shelves.



**1899-D,E**  
 60"w x 30"d x 30"h  
 48"w x 24"d x 22"h  
 Wide nesting table pair  
 available in many finishes.



**1899-C**  
 60"w x 30"d x 30"h  
 48"w x 24"d x 24"h  
 Wide nesting table pair  
 available in many finishes.



**1840-F**  
 60"w x 30"d x 31"h  
 Elegant Art Deco style table.



This 6' diameter custom walnut burl table for Hearst Castle echoes the grand scale of the property itself. Custom fixtures ensure the unique character of your resort or spa carries throughout your entire location.



**1896-B**  
 32"dia x 36"h  
 Round table



**2601-A**  
 24"w x 24"d x 36"h  
 Square table with  
 working drawer.



**1844-3**

30"w x 30"d x 58"h

Includes 4 glass shelves.

**1844-2**

24"w x 24"d x 40"h

Includes 3 glass shelves.

*1844's ship kd and assembles in minutes*



**1893-C**

34"w x 16"d x 79.5"h

Arch Stand, includes 4 glass shelves.



**1890-A**

60"w x 18"d x 96"h

Window merchandiser with lights and 6 glass shelves, lockable storage below.



**2602-A**

34"w x 12.5"d x 108"h

Shadow box column with lights in each box.



**1865-A**

36"w x 18"d x 18"h

Lowboy



**Spinners**



**Pinwheels**



**2-Ways**



**H-Fixtures**




**Perimeter Cabinets**

Corman & Associates, Inc. offers an extensive line of slatwall fixtures in a variety of finishes and dimensions.



**2010-R**  
96"w x 36"d x 48"h  
Curved reception counter



**2010-T**  
60"w x 30"d x 36"h  
Display table, metal insets  
and front merchandising  
shelves. Laminate top.



**Custom Reception Counters**



## Reception area fixtures

Welcome guests with a reception area that blends beauty, drama and function. With custom reception counters and cashwraps, your options are limited only by your space, and your imagination. Incorporate register wells, custom storage, and multiple level counters for ADA accessibility.

# About Corman & Associates, Inc.

For over 60 years, Corman & Associates, Inc. has been at the forefront of the retail store fixturing and design industry. Responding to a need in the resort and spa industries for retail environments, Corman & Associates, Inc. has designed fixturing that meets the unique needs and exacting standards of resorts and spas. Anticipating the demand for organic and environmentally responsible environments in resorts and spas today, our newest designs utilize rapidly renewable, recycled and recyclable materials and finishes. Our 100,000 square foot facility is equipped

to handle custom design and fabrication of fine wood fixtures. Our team will work with your design, or offer design assistance if desired. Our central US location provides for efficient shipping to most destinations in the US.

Our new products feature bamboo and eco-friendly finishes whenever possible. We are glad to design fixtures with certified lumber, low VOC and other environmentally friendly materials and finishes at the customer's request.

**CORMAN**  
AND ASSOCIATES INC.

**Specialists in Custom Fixtures for  
Spa and Retail Environments**

**Member ISPA**

**881 Floyd Drive  
Lexington, KY 40505**

**[www.cormans.com](http://www.cormans.com)  
859.233.0544**