

Store Fixture Book

a dynamic and inspirational guide



From
beginning
 to
 end

CORMAN
 AND ASSOCIATES INC.



ON THE COVER

This beautiful children's store is located at the Pebble Beach Resort. It was designed by Kimberly Hewett, the director of store planning for Pebble Beach Company. The pastel colors of blue and green are representative of the sky and the grass of the golf courses at the resort. Also note the table legs which are symbolic of a golf tee and ball.

contents

4	Materials and Fabrication
12	T-Stands and 2-Ways
14	3-Ways and 4-Ways
16	Pinwheels
18	Cubical Units
20	Bin Units
22	Round Merchandisers
24	H- Fixtures
26	Shelf Merchandisers
28	Cabinets and Armoires
32	Tables
40	Cashwraps and Showcases
42	Bookstore Fixtures
48	Wall Treatment
52	Coastal
54	Streetworks
56	Swim and Sea
57	Sports
58	Bamboo
60	Contact Information

materials and Fabrication

W

Whether you're a first-time business owner or an experienced retail planner, you know that there are an extraordinary range of challenges that face modern retail stores. Our job is to assist you in crafting an environment that will excite and inspire, keeping style, functionality and practicality all in balance.

Spectacular Custom Projects Capitalizing on our 105,000 square feet of production and showroom facilities and the expertise of our staff of master craftsmen, we are able to make countless dreams a reality. Whether you are using our design team or your own, the earlier our relationship begins, the more spectacular your custom project can be.

Everything you see in the National Store Fixture Book can be customized to fit your branding. If you like an item you see, but it's too large or the wrong color, that's OK. Tell us what you need and we'll make it happen.

Unlimited Finishing Possibilities are available to fit the fashion, function, geographic or historic demands of your unique merchandise and service. The products on these pages are listed with the finishes as shown in the photographs.

Stain refers to a clear or tinted finish on solid or veneered wood surfaces, offering a rich sophistication unsurpassed by few other materials. Most of our products are

the United States to locate a company. Lexington also ranks among the **Top 25 Hottest Spots in America** for manufacturing expansions and relocations, according to the *Expansion Management Magazine's* annual ranking. To determine the rankings, they considered business environment, work force quality, operating costs, incentive programs, worker training programs and ease of working with officials. It goes without saying that our customers benefit, too.

produced in maple and oak. All species are available. Lead-time may vary on special grains.

Laminate finish is high pressure laminated surfaces which provide increased durability. One of the best features is the endless array of colors, grains, and patterns.

Melamines are low pressure laminated surfaces which offer a more economical alternative with good durability. A variety of solid and grain colors are available.

Paint finishes are still ideal for exact matching of colors, especially on irregular surfaces. Paints can also be economical when applied to MDF and other less expensive substrates.

Orange Peel Texture is a paint finish over an applied pebble coating, resembling the look and feel of orange peel. This finish offers increased durability and quality appearance on less than smooth substrates.

Faux finishes are Corman classic stone, brick, metallic etc. which are expertly applied to wood surfaces.

Graphics can be applied to most items as either a partial or total finish. Logos, written copy or custom patterns can become part of the fixture, as well.

A Great Place and Company to Do Business

Based on the 2004 Forbes Best Places study, when it comes to the **cost of doing business**, Lexington, Kentucky, the location of the Corman and Associates Corporate Headquarters, is the **second best place in**



1863-C
46.5" W x 16" T
Set of 3
magazine
shelves
Shown in
1863-A cabinet
Each shelf has
3 tiers
Front tier has an
acrylic lip



1863-A
48" W x 18" D x 84" T
Wall cabinet
Cabinet has adjustable
shelf pin holes for
level and 10 degree
slant applications
Shelves sold separately

1863-B
46.5" W x 9.5" D x 4" T
Set of 6 book shelves
Shown in **1863-A**
cabinet
Shelves have back lip to
use on an angle for
books or may be turned
over and used flat
without lip



1860-A
36" W x 36" D x 55" T
Pinwheel fixture with
reinforced slatwall
Casters for easy
mobility



1868-A
53" W x 27" D x 52" T
3-way fixture
Has recessed standards
on all sides and casters
for mobility



1865-B
48" W x 18" D x 18" T
Lowboy



1865-A
36" W x 18" D x 18" T
Lowboy with
drawer

*Lowboys provide balance and display below
merchandised walls. Drawers are utilized for
additional stock.*



1861-A,B
A 30" W x 60" D x 30" T
B 24" W x 48" D x 22" T
Nesting tables



1871-A
48" W x 32" D x 52" T
Double sided
book fixture with
8 shelves
Fixture is on heavy
duty casters for
mobility

Defining the Spa Environment




Simple. Minimal. Beautiful. Foschia a featured fixture line representing the ultimate in sophistication. With its simple organic elegance, foschia's clean functional style is accented with curvilinear design elements and influenced by an Asian sensitivity to the experience of beauty.

Taking its cue from emerging industry trends toward creating relaxing environments away from our mechanized and computerized lives, our custom store fixtures embody a sense of balance and harmony. The intentional limitation of display space is a thoughtful mechanism for providing fewer selections for the most discerning of guests. Whether your

retail or reception area is in a spa or resort, a specialty store, a boutique or an office, your clients will appreciate your choice of the understated elegance of foschia.

A leading store fixture manufacturer, Corman and Associates has been defining the retail environment for more than 60 years. Our experienced design staff is available to work with you to develop exciting packages for new stores and remodels, as well. We invite you to draw your inspiration from our foschia custom line or we'll consult with you or your designers to create your own environment to complement your store, office or resort.



2012-B
84" W x 63" T
Screen
with graphic panels
Stain finish



2011-N
42" W x 18" D x 36" T
35" W x 18" D x 30" T
Nesting pair
Translucent inserts
Stain finish



2014-B
32" W x 12" D x 42" T
Double wall mounted
shelving unit
Translucent acrylic
shelves
Stain finish



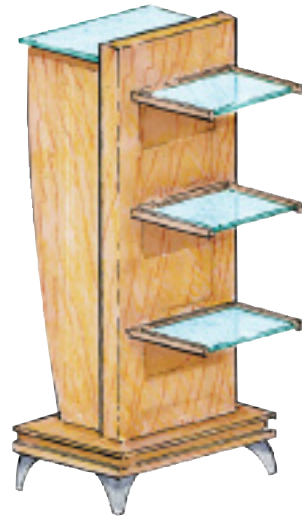
2014-A
13" W x 12" D x 42" T
Single wall mounted
shelving unit
Translucent acrylic
shelves
Stain finish



2015-A
16" W x 16" D x 59" T
Free-standing shelving unit
Stain finish



2015-B
16" W x 16" D x 59" T
Free-standing shelving unit
Stain finish



2015-D
24" W x 16" D x 52" T
Free-standing shelving unit
Stain finish



2015-G
47" W x 20.5" D x 78" T
Lights in upper and lower cabinets
8 adjustable shelves
Shelves are translucent acrylic
Stain finish

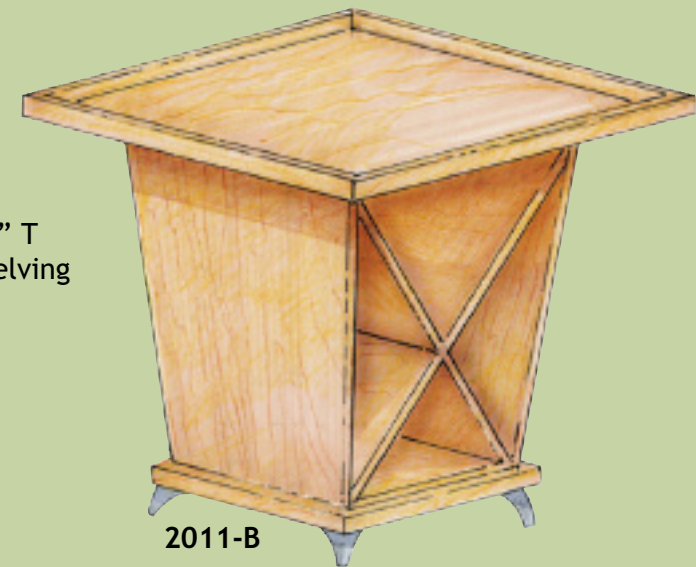


2015-F
34" W x 20.5" D x 78" T
Lights in upper and lower cabinets
8 adjustable shelves
Shelves are translucent acrylic
Stain finish



Table Top Boxes
2011-E
11.5" W x 2.75" T
2011-F
11.5" W x 5.5" T

2011-A
36" W x 36" D x 32" T
Table with front shelving
Metal insets
Stain finish



2011-B
36" W x 36" D x 32" T
Table with cube bins
Stain finish

2010-R
96" W x 36" D x 48" T
Curved reception counter
Metal inserts
Cabinets with locking doors
2 Adjustable shelves



2010-T
30" W x 60" D x 36" T
Display Table with front merchandising
Metal inserts
Stain finish
Laminate top



Front and Center
 The versatility of T-Stands is demonstrated when used in conjunction with the nesting tables. The chocolate stain is signature to the store image.
 PEBBLE BEACH PRO SHOP, CALIFORNIA



1590-B
 24" sq. x 66" T
 Stain and laminate finish
 Graphics may be added on inset panel
 Back includes 3rd waterfall



1876-A
 24" W x 24" D x 60" T
 Laminate finishes
 Reinforced slatwall
 Flush mounted puck on offset back



1700-B
 16" sq. x 54" T
 Stain finish with metal trim
 2 flush mounted face-outs



1354-A
 12" W x 72" D x 26" T
 Paint finish on orange peel texture
 Includes choice of face-out or puck hardware



1677-A
 24" W x 24" D x 84" T
 Stain finish
 Recessed standards both sides
 Casters
 Includes 6 shelves with brackets



1497-B
 24" sq. x 58" T
 Stain and paint finish
 Recessed standards both sides
 Includes choice of 2 face-outs or waterfalls



2018-A
 24" W x 24" D x 55" T
 2-way unit
 Reinforced slatwall on front side, flush mounted garment peg on back side
 Casters
 Melamine finish



1876-B
 32" W x 32" D x 54" T
 Melamine and laminate finishes
 Reinforced slatwall
 Casters
 Graphic frame available option
 Size shown is 12" W x 32" T



Maximum Impact

Grouped together for impact, these 3-way units offer a strong focal point and merchandising solutions which are easily accessible.

CINCINNATI ZOO, CINCINNATI, OHIO



2018-B
53" W x 27" D x 52" T
Recessed standards on melamine surface
Casters



1745-A
48" W x 48" D x 96" T
Stain finishes
Reinforced slatwall
Casters
Logo graphics available on request



1878-B
24" sq. x 54" T
Paint finish on bead-board surface
Casters
Includes choice of 4 face-outs or waterfalls



1879-A
24" sq. x 54" T
Melamine and paint finishes
Locking, full height door
Reinforced slatwall



1877-A
48" W x 30" D x 62" T
Laminate melamine and paint finishes
Casters
Includes 3 adjustable shelves



1878-A
24" W x 24" D x 58" T
Stain and laminate finish
Includes 4 flush mounted face-outs



1879-B
60" W x 36" D x 96" T
Laminate and stain finish
Reinforced slatwall
Also available as column enclosure



1879-C
24" sq. x 58" T
Laminate and stain finish
Reinforced slatwall



Endless Versatility

An oversized pinwheel with shelves allows for multiple displays of different merchandise. The flexibility of using shelves, hooks or baskets gives the opportunity to display on both the top cap and the base with the additional advantage of varying heights.

SAN JACINTO COLLEGE, TEXAS



2018-C
36" W x 36" D x 55" T
Pinwheel fixture with reinforced slatwall and casters for easy mobility
Melamine finish



1827-T
26" W x 26" D x 51" T
Reinforced melamine slatwall
Casters



1736-E
48" W x 48" D x 56" T
Recessed standards on painted surface with laminate base



1827-N
32" W x 32" D x 55" T
Reinforced slatwall
Laminate surfaces
Wood trim
Casters



1880-E
32" W x 32" D x 55" T
Reinforced melamine Slatwall with laminate trim, casters
Top sign (available on request) is 10" diameter with your graphic



1880-D
44" W x 44" D x 60" T
Reinforced melamine Slatwall with wood grain surfaces



1880-C
32" W x 32" D x 53" T
Reinforced slatwall
All wood grain surfaces
Casters



1827-B
35" W x 35" D x 49" T
Melamine slatwall with natural MDF backs
Casters
Ships KD



Self Shopping Ease

This featured built in cubical section is an effective self selection module for ease of customer shopping. When aligned with T-shirt display frames, vertical color banding also makes a dominant visual merchandising statement.

THE UNIVERSITY OF MISSOURI



1826-K
Units are 3 bins wide x 4, 5, or 6 bins tall
Each has framed panels on top for display
4 bins
36" W x 16" D x 66" T
5 bins
36" W x 16" D x 78" T
6 bins
36" W x 16" D x 90" T
Melamine and paint finishes



1201-F
54" W x 22" D x 52" T
Stain finish
Bin shelves extend out for easy access



1881-A
52" W x 18" D x 84" T
Laminate and melamine finishes
Bins are 11.5" x 14"



1517-A
48" W x 32" D x 64" T
Stain finish
Double faced shirt and tie displayer includes brass rods



1881-G
28" W x 24" D x 60" T
Paint finishes



1385-A
66" W x 32" D x 60" T
Stain finish
Double faced unit has 60 total bins



1881-B
48" W x 16" D x 72" T
Laminate and melamine finish



2018-D
48" W x 17" D x 84" T
Wall unit with adjustable bins
Melamine finish



1926-A
12" W x 16" D x 12" T
1926-B
12" W x 16" D x 24" T
1926-C
12" W x 16" D x 36" T
Table top Shirt Bins
Min. 3 of assorted size
Melamine finish



Well Rounded!

This multilevel round bin unit is great for plush and other toys. Ideal for bulk Christmas ornaments, the style shown is 72" in diameter. Smaller sizes are also available.

CINCINNATI ZOO, KID'S STORE



1882-B
48" W x 48" D x 30" T
Paint finish



1613-A
25" W x 16" D x 76" T
Pine construction



1597-H
72" sq. x 36" T
Unit ships flat and holds 20 bushel baskets
Melamine finish



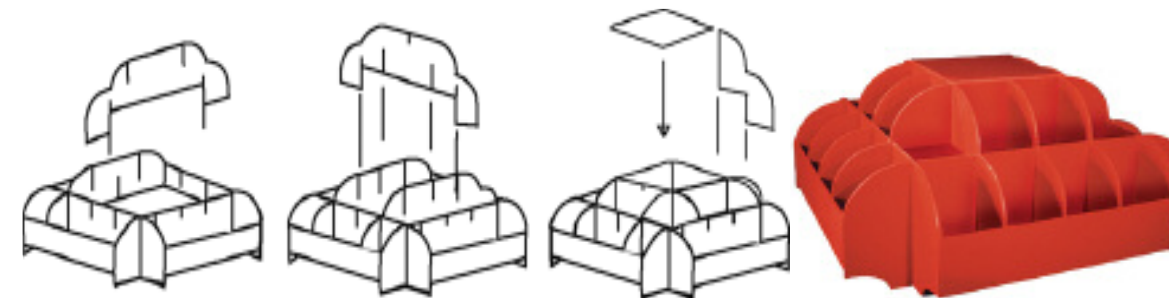
1882-C
48" W x 24" D x 22" T
Paint finish



1418-H
48" sq x 92" T
Laminate and stain finishes
The shelves are reversible
1 flat side
1 side with bins



1882-A
45" W x 45" D x 33" T
Stain finish
Casters



1794-A
76" sq. x 30" T
Bin merchandiser ships flat and slots together
Melamine finish

Get Noticed!

Snoopy plush toys are right at home in this amusing, themed round-tiered table. The upper bin functions well for capacity, and with the addition of a lower shelf in reach of smaller children, more impulse purchases might result.

CAMP SNOOPY, DORNEY PARK, PA



1883-A
32" Dia x 49" T
Melamine and paint finishes
Ships KD



1754-D
48" Dia x 48" T
Melamine and paint finishes
Ships KD



1883-B
38" Dia x 47" T
Laminate and paint finishes



1883-C
42" Dia x 60" T
Laminate finish with metal rails



1884-A
72" Dia x 60" T
Stain finishes
Doors on 2 opposite sides for storage
Middle shelf is adjustable



1884-B
60" Dia x 60" T
Laminate and wood grain finishes
Flag is sold separately
84" with flag



Merchandising Solutions
H-Fixtures may very well be the most common style of high capacity merchandisers. Accessible from all four directions, merchandise is displayed here on the top cap, on hooks and on shelves at varying heights.

PECHANGA RESORT, TEMECULA, CALIFORNIA

1885-A 48" W x 36" D x 56" T
Laminate and stain finish
Reinforced slatwall on Casters



1926-A
53" W x 26" D x 54" T
Reinforced slatwall
Casters
Laminate and melamine finishes



1885-C
48" W x 24" D x 52" T
Melamine finish
Reinforced slatwall



2018-E
50" W x 24" D x 55" T
H-fixture
Reinforced slatwall
Casters for easy mobility
Melamine finish



1885-B
50" W x 30" D x 53" T
Paint finish
Reinforced slatwall



Your graphic message can become the end cap of your fixtures



1666-L
54" W x 32" D x 54" T
Laminate and melamine finish
Reinforced slatwall



1886-A
72" W x 24" D x 55" T
Laminate and stain finish
Reinforced slatwall
Casters



1886-B
52" W x 26" D x 58" T
Laminate and paint finish
Reinforced slatwall
Casters



Designed for Capacity and Storage

This unit could be referred to as a tiered table. The storage underneath is unique to this design, which is an easily accessible merchandiser for everything from apparel to gift items. Shelf merchandisers come in a variety of configurations based on their custom origins.

CAESAR'S, POCONO PALACE 1668-E 60" W x 36" D x 50" T Laminate and paint finishes, Casters



1868-C
49" W x 40" D x 51" T
Shelf fixture
Melamine and stain finishes



1590-M
50" W x 34" D x 58" T
Laminate and paint finish
Includes 6 adjustable shelves



1700-T
48" W x 40" D x 54" T
Stain finish with metal trim



1910-B
49" W x 40" D x 54" T
Laminate and melamine finishes



1910-C
72" W x 44" D x 60" T
Stain finish
2 drawers



1887-B
72" W x 48" D x 54" T
Laminate and paint finishes
Casters



1282-W
51" W x 40" D x 48" T
Wood construction
Stain or paint finishes



1910-A
51" W x 40" D x 48" T
Laminate and stain finish



High Style Impact

These very impressive wall cabinets are strikingly beautiful with their downward built-in lighting. The sliding glass and locking doors indicate a selection of high end merchandise. The bottom storage for additional stock is functional while adding to the overall beauty of the structure.

CINCINNATI ZOO, CINCINNATI, OHIO



1889-A
96" W x 48" D x 84" T
Laminate stain and paint finishes
Locking glass doors in center sections
Lights in all 4 sections
Includes glass shelves in all sections



828-A
28" W x 24" D x 84" T
Open back
828-B
28" W x 24" D x 84" T
Solid back
Clear finish on pine
Shop connectors available on request



1226-E
48" W x 20" D x 90" T
Stain finish
Includes drawers, shelves and rods



1018-A
39" W x 16" D x 78" T
Paint and stain finishes
Includes 3 adjustable shelves



1700-A
64" W x 20" D x 96" T
Stain finish with metal accents
Doors and drawers lock



1201-H
39" W x 16" D x 78" T
4 adjustable shelves
Stain finish



1439-S
72" W x 18" D x 96" T
Stain finish
Sliding glass doors
Lights



1439-T
72" W x 18" D x 96" T
Stain finish
Lights



1890-A
60" W x 18" D x 96" T
Laminate and stain
finish
6 glass shelves
Lights
Locking doors

1890-B
60" W x 18" D x 96" T
Laminate and
stain finish
8 glass shelves
Lights



1890-C
48" W x 27" D x 92" T
Laminate and stain
finish
3 glass shelves
Lights
Locking doors



1890-D
48" W x 27" D x 96" T
Laminate, stain and
paint finishes
3 glass shelves
Locking doors



1911-A
60" W x 26" D x 96" T
Brick or stone and
paint finishes
Full window
1911-B
60" W x 26" D x 96" T
Brick or stone and
paint finishes
Palladian window
Both with sliding
doors in base



1010-A
48" W x 24" D x 96" T
Stain finish




1911-R
48" W x 29" D x 108" T
Stain finish



1138-C
43" W x 16" D x 78" T
Paint finish on bead-
board surfaces
2 locking doors
Lights



1736-B
48" W x 24" D x 92" T
3 glass shelves
Locking doors
Lights
Paint finish



So many table types. So many uses.
Tables are wonderful for feature areas at the entrance of a store department. Though not generally known for capacity merchandising, with the addition of bottom shelves, tiers or in multiple nesting configuration, they can offer reasonable amounts of space. The following pages show a variety of styles and examples of their use.

SBC ARENA, SAN ANTONIO, TEXAS



1925-A
48" Dia x 42" T
Laminate and paint finishes



1897-B
48" W x 24" D x 36" T
1897-C
36" W x 20" D x 26" T
1897-D
24" W x 16" D x 16" T
Stain or paint finishes with laminate aprons



1634-C set of 3 tables
60" W x 30" D x 30" T
nesting tables
48" W x 24" D x 21" T
risers
48" W x 12" D x 12" T
Stain, paint or 2-tone finish



1282-G
60" W x 30" D x 30" T
1282-H
48" W x 24" D x 21" T
1282-GR
48" W x 18" D x 20" T
Stain or paint finishes



1900-A table
42" Dia x 30" T
1900-B table
30" W x 60" D x 30" T
1900-C table
24" W x 48" D x 24" T
1900-D riser
14" W x 48" D x 16" T
Pedestals are Corman's incredible faux bamboo
Tops are clear coated MDF



1899-D Table
30" W x 60" D x 30" T
1899-E Table
24" W x 48" D x 24" T
1899-F Riser
16" W x 30" D x 11" T
Stain or paint finish



1841-E
48" Dia x 30" T
1841-F
36" Dia x 25" T
1841-G
24" Dia x 20" T
1841-H
16" Dia x 16" T
Paint finishes



1170-C
50" W x 34" D x 30" T
1170-D
50" W x 34" D x 24" T
Natural pine finish
Rope trim



1736-G
60" W x 30" D x 30" T
1736-H
48" W x 24" D x 24" T
Bead board panel legs
Paint finishes




1663-C Nesting Pair
48" W x 30" D x 30" T
38" W x 30" D x 24" T
Stain, paint or 2-tone
finishes



1064-F
72" W x 30" D x 30" T
1064-G
60" W x 24" D x 22" T
Stain or paint finishes



1663-A
72" W x 36" D x 30" T
1663-B
60" W x 30" D x 22" T
Stain, paint or 2-tone
finishes



1352-A Table
48" W x 30" D x 30" T
1352-B set of 3 risers
40" W x 20" D x 20" T
32" W x 16" D x 16" T
24" W x 12" D x 12" T
Orange peel texture
with paint finish



1352-C Set of 3 risers
32" W x 28" D x 20" T
28" W x 20" D x 16" T
14" W x 24" D x 12" T
Orange peel texture
with paint finish



1899-A Nesting pair
48" W x 30" D x 30" T
36" W x 24" D x 20" T
Stain or paint finish



1899-C Nesting pair
60" W x 30" D x 30" T
48" W x 24" D x 24" T
Stain or paint finish



1634-G
60" W x 30" D x 30" T
1634-J
48" W x 24" D x 21" T
Stain or paint finishes



1203-A
72" W x 30" D x 31" T
1203-E
60" W x 24" D x 21" T
Stain or paint finishes



1899-B Nesting pair
48" W x 24" D x 30" T
32" W x 24" D x 24" T
Stain or paint finish



1283-A
30" W x 60" D x 30" T
1283-B
24" W x 48" D x 30" T
Stain, paint or 2-tone
finishes



1282-A
60" W x 30" D x 30" T
1282-B
48" W x 24" D x 22" T
Choice of stain or
paint finishes



1064-T
32" W x 32" D x 30" T
Stain or paint finish



1282-K
37" Sq x 30" T
Stain or paint finish



1742-A
36" W x 21" D x 36" T
1742-B
30" W x 17" D x 30" T
1742-C
24" W x 14" D x 24" T
Stain or paint finishes



1064-A
60" W x 30" D x 30" T
Stain or paint finish



1720-D
72" W x 36" D x 30" T
Laminate finishes



1898-A
36" Dia x 42" T
Laminate finishes



1375-G Riser
48" W x 12" D x 14" T
1375-H Table
72" W x 36" D x 31" T
Stain or paint finish



*Most of our tables are
available with mar-
ble, or solid surface
tops. Inquire about
styles and prices.*



1840-F
56" W x 29" D x 31" T
Paint finish



1415-A Table
48" W x 30" D x 30" T
1415-B Riser
24" W x 12" D x 13" T
Stain or paint finishes



1283-L Table
48" Dia x 30" T
1283-M Riser
16" Dia x 15" T
Stain or paint finish



1897-A
48" Dia x 30" T
Stain finish with
lamine apron



1896-B
32" Dia x 36" T
Stain or paint finish



1203-K
42" Dia x 30" T
Stain or paint finish



1896-A Tiered table
60" W x 30" D x 46" T
Lamine tops with
stain or paint apron
and legs



1895-B
36" W x 60" D x 36" T
Stain or paint finish



1927-A
60" W x 40" D x 38" T
Shirt / Sweater table
16 bins
Stain finish



1927- B
60" W x 40" D x 52" T
Shirt / Sweater table
24 bins
Stain finish



1655-A
48" W x 24" D x 18" T
60 bins
Stain finish
Table not included



1677-B
72" W x 30" D x 30" T
Stain or paint finish



1895-C
48" W x 48" D x 46" T
Melamine finish



1282-C Table top bins
54.5" W x 28" D x 20" T
Stain or paint finish
Table shown is
1282-A



1895-A
Set of 4 saddle tables
Large table
32" W x 14.5" D x 22" T
Small table
13.5" W x 14.5" D x 12.5" T
Collins cherry with
painted trim



Point of Purchase

This classic counter set up with its multiple levels and inset panels is actually a box office area at a musical theatre, as well as a merchandise purchase area. The overhead soffit, not shown, gives it a great built-in feel.

HERSHEY CHARACTER SHOP, HERSHEY, PA



1825-R
72" W x 24" D x 38" T
4 adjustable shelves
Locking doors
Laminate and melamine finish



1829-S
25" W x 23.5" D x 38" T
Pop up shelves are 22" x 12"
Melamine finish



1901-A
72" W x 30" D x 44" T
Laminate and melamine finishes
recessed slatwall face
2 compartment back is open with adjustable shelves



1901-B
60" W x 48" D x 38" T
2 drawers
2 adjustable shelves
Laminate and melamine finish



1901-C
48" W x 24" D x 38" T
Laminate and melamine finishes
Locking drawer
3 adjustable shelves



1901-D
48" W x 24" D x 38" T
Laminate and melamine finishes
1 adjustable shelf
Casters for easy mobility



1862-A
72" W x 30" D x 38" T
Radius top adds style and space to work surface
Recessed well for register
Includes 1 drawer and 3 adjustable shelves
Laminate and melamine finishes
Doors, locks and other accessories available upon request



1862-B
72" W x 18" D x 38" T
Back wrap includes 1 adjustable shelf behind each door
Laminate and melamine finishes



A Cut Above the Rest
An interesting overhead view of an apparel area in this university bookstore shows a nicely spaced department. Note the wall cubicals with T-Shirt display frames along the top of the photo.

UNIVERSITY OF MISSOURI



1927-A
49" W x 33" D x 50" T
6 adjustable shelves
Melamine finish



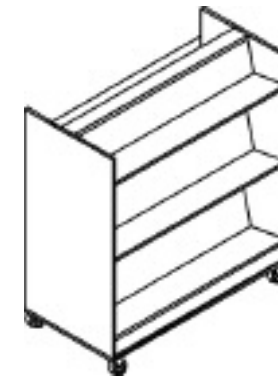
2018-F
48" W x 32" D x 52" T
Double sided
book fixture with
8 shelves
Heavy duty casters for
mobility
Melamine finish



2018-H
48" W x 18" D x 84" T
Wall cabinet
Shelves sold separately
Melamine finish



1902-B
48" W x 18" D x 60" T
Melamine surfaces
2 drawers



1902-A
48" W x 24" D x 51" T
Melamine surfaces
4 adjustable shelves
Casters



1928-B
48" W x 18" D x 72" T
4 adjustable shelves
Melamine and stain
finish



1928-C
60" W x 18" D x 53" T
Reinforced slatwall
Melamine and stain
finish
Shelves sold
separately



2019-B
49" W x 18" D x 64" T
8 adjustable shelves
Melamine and stain
finish



1928-D
76" W x 18" D x 54" T
12 adjustable shelves
Double-sided case
Melamine and stain
finish



1905-A
36" W x 36" x 46" T
Laminate, melamine
and stain finishes
2 adjustable shelves
in each side
Tiered steps are
removable



1870-A
48" W x 48" D x 52" T
Tiered table
30" Square base is
open both sides
2 adjustable shelves
Laminate, melamine
and stain finishes



2019-C
Cabinet with 6 adjustable
shelves in Collins Cherry
as shown
Upper unit shelves are
6" deep
Lower unit shelves are
14" deep
Melamine finish



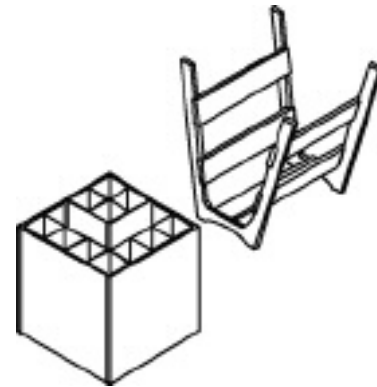
1839-T
Binder Tower
26" Dia x 60" T
Laminate and
melamine



1839-F
Notebook Dividers
47.5" W 12" D x 24" T
Melamine finish
Acrylic dividers



1903-C
20" W x 20" D x 24" T
1903-D
20" W x 20" D x 30" T
Laminate surface
Melamine interior
Both include 1
adjustable shelf



1903-B
16" W x 16" D x 24" T
Poster rack

1903-A
32" W x 32" D x 30" T
Melamine surfaces
16 8" bins



1826-Y
3 Desk Computer Station
Each desk is
48" W x 28" D x 54" T
Privacy wall between units



**1826-D Computer
Desks with
merchandising**
60" W x 35" D x 43" T
Slatwall ends
Casters
Under desk CPU rack

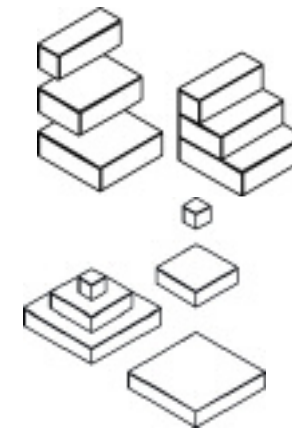


1848-B
48" W x 17" D x 92" T
Laminate, melamine
finishes
Bins are 15.5"
Cabinets go side by side
to create backpack drop
off at store entrance, or
merchandise display for
sales floor



1826-J
24" W x 60" D x 16" T
Floor Standing Display

1826-H
24" W x 24" D x 12" T
Pen, pencil, brush
displays have plexi
back for full round
viewing
Available in almond,
black, gray, oak, and
maple



1904-A Boxes
Sizes from 6" - 60"
Melamine finish
All boxes are pieces
and may be stacked
or configured to your
needs



1904-C
36" W x 15" D x 16" T
Wood construction



Strength and Durability

Our expertise in custom manufacturing is especially suited to the fabrication of bookstore fixtures with their requirements for strength and durability. Meeting the merchandising needs for the academic or library setting is one of our highest priorities.



Merchandisable Surfaces

Nesting tables are still the ultimate for folded goods. Sets of 3 are just one of many ways to creatively increase usable table surfaces.



Perimeter cabinets for books, stationery, cards and more are standard construction in finishes and sizes to fit your space. Shared sides and on site assembly help control cost.



Multi functional pin-wheels are ideal for full round merchandising of supplies, gifts, apparel and more.



Board and paper merchandisers are available as shelves and bins, set horizontally or vertically. Shelves can slide out for easy shopping and stocking.



Lowboys with drawers offer great stocking and merchandising capabilities. With or without drawers they add a finished appearance under merchandised walls.



Custom internet stations are available to fit your design and customer needs.



Under counter shelving can be used for display or stock. Bins, doors and other options are available to increase functionality.



Library work stations can be functional and stylish. Curved fronts, rich wood grains, and contemporary laminates are just a few of the design elements available to create a visual impact for your guests.



Most bookstores have metal fixtures and columns. Both should be used to enhance your store design. Columns can be enclosed in many creative, serviceable manners.

Artistic Vignettes

Whether behind a wrap stand or already covered with slatwall, creative uses of lighting and dimensional pieces add interest and sales to any venue.



A Bright Idea

Fiber optic lighting, logo signage and movement will draw customer's attention to the areas you decide. To get customers in the store or steer them to a particular department, specialty graphics and lighting effects will direct traffic your way.



Tee it Up

In any pro shop environment, open and inviting floor space is a must. The walls must be capable of displaying balls to bags with ease and elegance.



Field of Study

Museums, parks and other attractions often have their retail space in uncommon areas. Maximizing existing wall space and creating space where there are no walls is essential.





Sailing Away
This version of a coastal nautical look uses the vibrant tropical colors, combined with rustic New England nautical looks.



129-M 32" W x 14" D x 99" T Faux paint finishes Inset slatwall back



1554-A
36" W x 18" D x 99" T
Stained wood finish
Brass trim
5 fixed shelves



1554-C
52" W x 40" D x 50" T
Stain and paint finishes
Wood rope trim



1757-A
48" W x 36" D x 44" T
Faux paint finish



129-D Pier platform
36" W x 72" D x 24" T
716-M Set of 3 pier posts
6" Dia x 24", 48", 72" T
629-A set of 3 crates nesting cubes
16", 20", 24" T
All are faux paint finishes
Lettering on crates available on request



1792-B
Stand with oars

1792-A`
6' long Ice Boat
Fiberglass coating
Drain plug
Your choice of name



829-BG crate
24" W x 24" D x 36" T
Washed wood finish
Rope trim
1 fixed shelf



1555-A
19" Dia
Faux paint finish in brass or patina
Available with graphic or painted interior
Mirror is included as priced



1554-D
24" W x 24" D x 78" T
Stain and paint finishes
4 flush mounted faceouts

Street Talking

Reinforcing the brand image and the customer's perception of style, the contemporary street works feel envelopes the shopper in the total concept.


COSMIC COLORS, LEXINGTON, KY



1654-K
55 gallon drum
Openings are cut
full-round
Solid shelving



1611-J
4' W x 8' T sheets
Brick textured slat
wall



1917-A
12" Sq x 12", 24", 36" T
Faux paint finish



1611-R
48" W x 16" D x 60" T
Hanging rod and 2
flush mounted pucks
included

1611-P
24" W x 18" D x 56" T
2 flush mounted pucks
included



1918-A
24" W x 24" D x 72" T
Brick slat wall
double-faced



1918-B
28" W x 24" D x 78" T
Brick slatwall
Double-faced
Chain link posts are
slotted standards for
3-way merchandising



1918-C
50" W x 26" D x 66" T
Brick slatwall end
panels
Signage available on
chain link



1611-A
60" W x 32" D x 30" T
Faux brick and
I-beam
Glass top
1611-B
48" W x 24" D x 23" T
Faux concrete top



1642-E
24" W x 24" D x 96" T
Paint finish
Grid panels on 3 sides




1915-A 26" W x 26" D x 93" T
Paint finish casters

At Water's Edge

This great little theme park gift shop has fixtures inside and outside. Note the lifeguard chair merchandiser in the photo on the left.



1501-C
21" W x 21" D x 61" T
Paint finish
includes choice of
flush mounted face
outs or pucks




1502-B
24" W x 24" D x 104" T
Paint finish
includes 2 recessed
standards on
2 opposite sides
Single, centered,
recessed standards on 2
opposite sides



FORE!


Basic product elements combine for the cohesive look of a luxurious Pro Shop interior. The two-toned banded shelving, cubical units, slatwall and customized torso form an easily shoppable perimeter wall of the store's most sought after items hard and soft lines.



1916-A
36" W x 30" D x 66" T
Melamine and paint
finishes
Gravity fed ball
merchandiser



1915-B
36" Dia x 30" T
Paint finish
Ships flat



1659-K
26" W x 26" D x 70" T
Reinforced slatwall
Casters
Melamine and Stain
finish



1660-B
24" W x 84" T
Nylon banners
Center post is slotted
for face outs



Friendly Forest!
Transported to another land,
children gain easy access to this very compact,
child-friendly display of plush toys.
ANIMAL MANIA, NAVY PEIR, CHICAGO IL



801-T
40" Dia x 96" T
Bamboo bin unit
Each column is
12" Dia.
False bottoms are set
at your desired depth



801-Y
24" Sq
Bamboo 2-way has
recessed standards
both sides



1094-N
48" W x 36" D x 84" T
Giraffe graphic end
panels
Reinforced slatwall



1195-B
24" W x 24" D x 84" T
Giraffe graphic
Single faced
Flush mounted waterfalls
Both sides



Back view



1092-M
48" W x 24" D x 82" T
Tiger graphic is
double-faced
Slots in center panel
of H-fixture
Reinforced melamine
slatwall



1092-P
48" W x 24" D x 74" T
Zebra graphic is
double-faced
Slots into center
panel of H-fixture
Reinforced melamine
slatwall



643-ES
48" W x 18" D x 72" T
Hippo artwork is
double-faced
Reinforced slatwall
both sides

Contact info

Corporate Headquarters

Corman and Associates

881 Floyd Drive

Lexington, Kentucky 40505

p 859.233.0544

f 859.253.0119

www.cormans.com



www.cormans.com

CORMAN
AND ASSOCIATES INC.
881 floyd drive
lexington, kentucky 40505
p 859.233.0544
f 859.253.0119

If you can
dream
it...