



# BUDGET

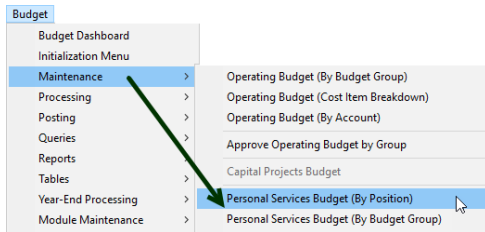
## RELEASE NOTES – DECEMBER 2021

This document explains new product enhancements added to the **ADMINS Unified Community for Windows (AUC) BUDGET** system.

### CONTENTS

- 1 POSITION DESCRIPTION [ENHANCEMENT] ..... 1
- 2 REPORTS [ENHANCEMENT] ..... 2
  - 2.1 #12855 Personal Services – Budget by Position (Excel®) ..... 2

## 1 POSITION DESCRIPTION [Enhancement]



**BU ► Maintenance ► PS Budget (by Position)**

ADMINS added the Position description to the lookup on the Position # to make it easier to select the correct position.

Prior to the software update, the lookup only showed the position number, employee number, and employee name.

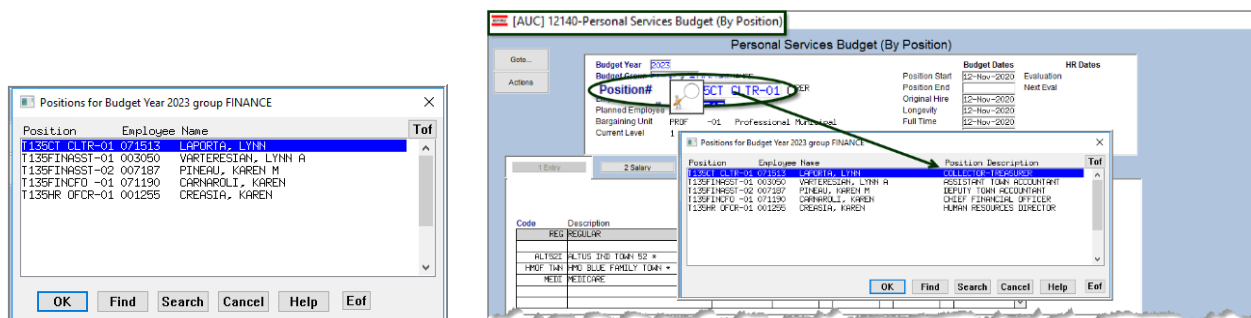


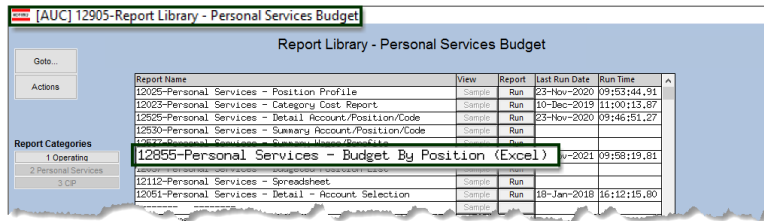
Figure 1 Before & After – Position # Lookup

[ADM-AUC-BU-3961]



## 2 REPORTS [Enhancement]

Budget ▶ Reports ▶ Report Library ▶ [2 Personal Services] ▶ #12855



### 2.1 #12855 Personal Services – Budget by Position (Excel®)

ADMINS added a column showing **Calculated Salary** to the #12855 Budget Report. This is helpful when an employee with a mid-year salary change is listed twice on the report. The number of salary days and the percentage of the year has always been shown; this saves a step by calculating the salary. In the illustration, #987654 is an example of an employee with a mid-year salary change.

$$34.52\% \times \$70,304 = \$24,269$$
$$65.48\% \times \$75,525 = \$49,454$$

Empno	Name	Barg Unit	Barg Unit Description	ApLvl	Effective	Reason	Sched	Grade	Step	Annual Amt	Hrly Rt	Days	Sal %	Calc. Salary
001106	TH, JOHN A.	AFSCME -00	AFSCME	6	2021-07-01	Salary Table	40	11		86,362	41.52	365	100.00	86,362
002478	ES, JUDY B.	UPSEU -00	UPSEU	6	2021-07-01	Actual Salary	40	15		108,035	51.94	365	100.00	108,035
008511	TMAN, MICHAEL I.	AFSCME -00	AFSCME	6	2021-07-01	Salary Table	40	10		80,766	38.83	365	100.00	80,766
987654	TMAN, MICHAEL I.	AFSCME -00	AFSCME	6	2021-11-04	Actual Salary	40	10		70,304	33.80	126	34.52	24,269
987654	TMAN, MICHAEL I.	AFSCME -00	AFSCME	6	2021-11-04	Actual Salary	40	10		75,525	36.31	239	65.48	49,454

This report does not total by columns; use the **Excel®** sum formula if totals are desired for the Calculated Salary or other columns.

[MDT-SUP-SAPLAUC-2084]