



FIXED ASSETS

RELEASE NOTES – JUNE 2021

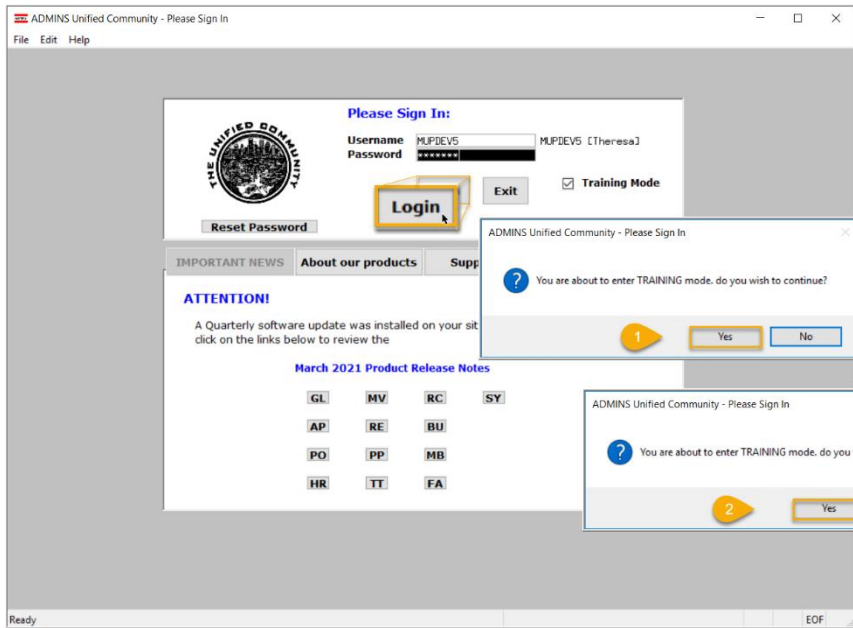
This document explains new product enhancements added to the **ADMINS Unified Community for Windows (AUC) FIXED ASSETS** system.

Contents

1	LOGIN TO TRAINING [FIX]	2
2	ATTACHMENTS HOVERTEXT [ENHANCEMENT]	2
2.1	#13007 - Enter Assests (in the acquisition process)	2
2.2	#13050 - Maintain Assets	3
2.3	#13704 - Inquiry History	3
2.4	#13754 - Inquiry Entry	4
3	ADMINS.COM TRAINING VIDEOS [ENHANCEMENT]	4
4	HELP REFERENCE LIBRARY	4
4.1	New or Updated Documents	4



1 LOGIN TO TRAINING [Fix]



ADMINS fixed an issue when logging into the training account. Prior to the software update, if after checking the Training Mode checkbox and entering the password, the user clicked the [Login] button, the sign in prompt “You are about to enter TRAINING mode. Do you wish to continue?” would appear twice in succession. (This did not happen if the password was typed, and the user hit the enter key).

This was corrected; now the sign in prompt confirming login to the training account will appear only once, whether using the [Login] button or the {Enter} key.

[ADM-AUC-SY-8188]

2 ATTACHMENTS HOVERTEXT [Enhancement]

ADMINS added more information to the hover text on attachments indicating when the attachment was made and by whom. If the Special Note begins with “BURST”, it identifies this as a System-Created attachment, which cannot be removed by the user. Attachments without a “Special Note” are user-supplied and may be detached using the [Remove] button. To see this feature, available on several screens in the Fixed Assets Module, go to the following screens.

2.1 #13007 - Enter Assests (in the acquisition process)

Fixed Assets ▶ Processing ▶ Acquisition Process ▶ Maintain Asset Work File

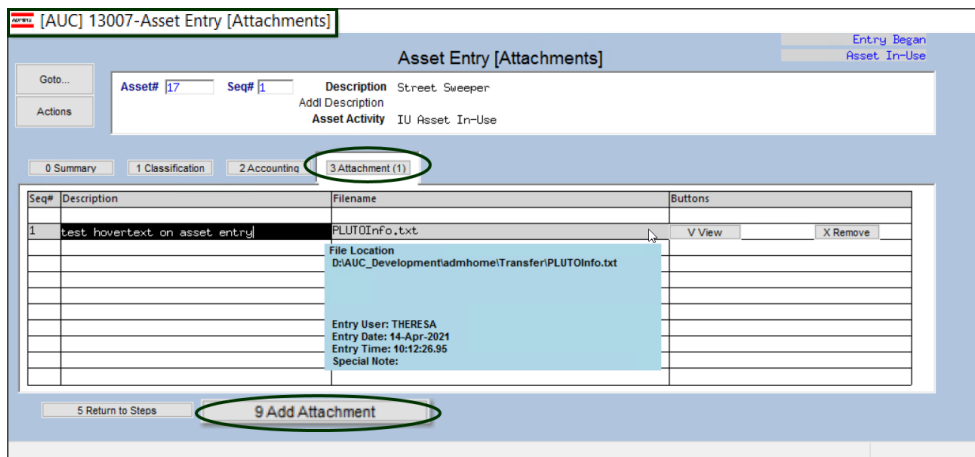


Figure 1 The enhanced hover text on the Asset Entry screen



2.2 #13050 - Maintain Assets

Fixed Assets ▶ Maintenance ▶ Maintain Assets ▶ [8 Attachments]

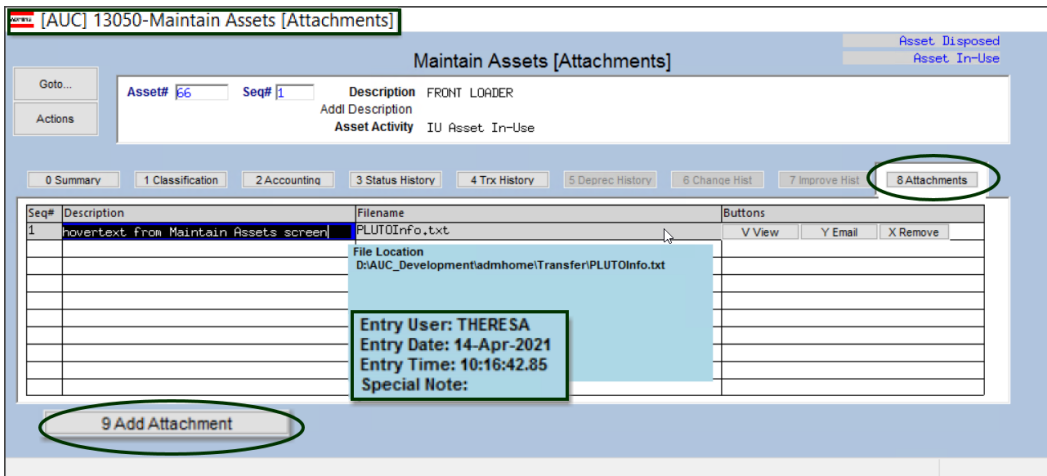


Figure 2 The enhanced hover text appears on the Maintain Assets [8 Attachments] screen

2.3 #13704 - Inquiry History

Fixed Assets ▶ Queries ▶ View All Assets ▶ [Select] Asset ▶ [8 Attachment]

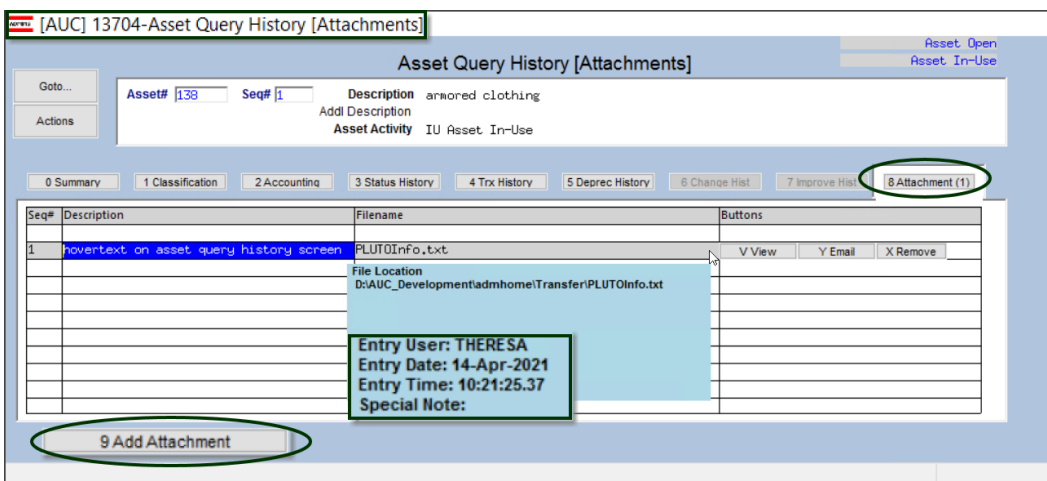


Figure 3 The enhanced hover text on the Asset Query [8 Attachment] screen



2.4 #13754 - Inquiry Entry

Fixed Assets ▶ Queries ▶ View All Assets ▶ [Select] Asset in Entry Began status ▶ [8 Attachment]

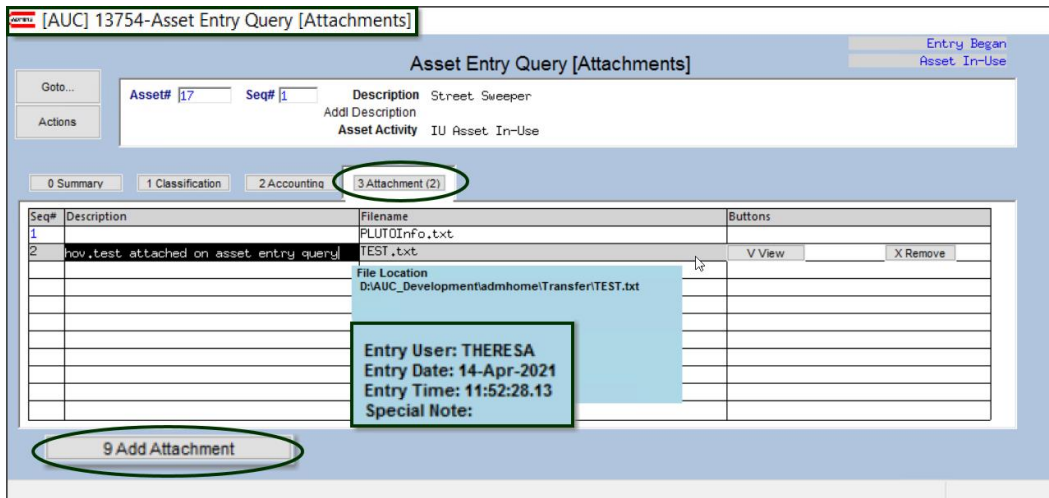


Figure 4 The enhanced hover text on the Asset Entry Query [Attachments] screen

3 ADMINS.COM TRAINING VIDEOS [Enhancement]

The ADMINS training videos were converted to provide YouTube features, such as pause, rewind, fast forward, closed captions, and playing at faster speed. This training is restricted to “Customers Only”. Need credentials? Go to: [Contact Us | ADMINS, Inc.](#) and follow the instructions in the quick start guide. Then, use the link to access the [Videos | ADMINS, Inc.](#)

[ADM-AUC-WEB-2]

4 HELP REFERENCE LIBRARY

The following new or updated documents added to the Help Reference Library:

4.1 New or Updated Documents

- SYSTEM SY-170 System Administration Kit [Updated]
[Updated]