



# Motor Vehicle Excise Tax Billing

## Release Notes

December 2023

These are new product enhancements added to the **ADMINS Unified Community (AUC)** for Windows **MOTOR VEHICLE EXCISE TAX** module.

### Contents

1	Restart Commitment Process [Enhancement] .....	2
---	--	---



# 1 Restart Commitment Process [Enhancement]

ADMINS added the option to restart the commitment process, allowing the user to start over again if errors were made during the process.

**Note:**

If the original load of the registry uploaded two commitments – **both** commitments must be restarted before loading the file again, each must be restarted separately.

The “Lock Commitment” step is the point of no return. Once the step is run, the process cannot be restarted.

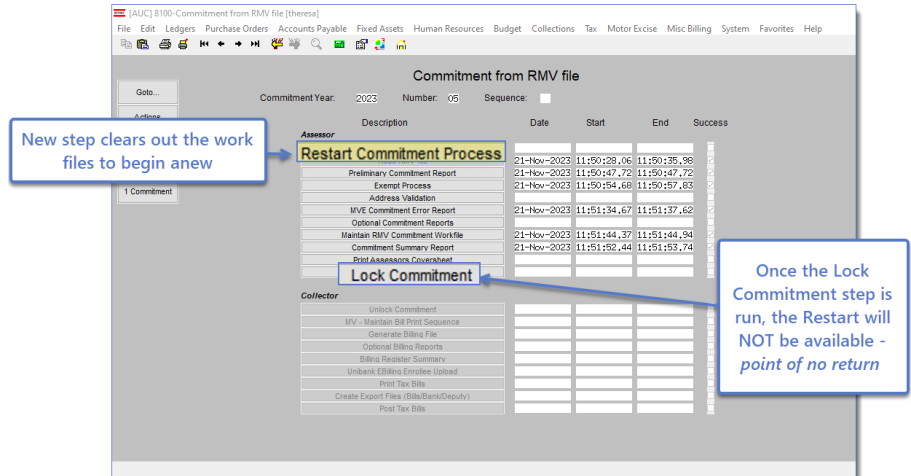


Figure 1 New “Restart Commitment Process” step on the steps menu

In this example there are two commitment records in the MVE commitment process screen.

These records were contained within a single file “registry tape” when provided by the registry of motor vehicles.

The first is for the 2022 bill year, commitment number 08, with 428 records.

The second is for bill year 2023, commitment number 05.

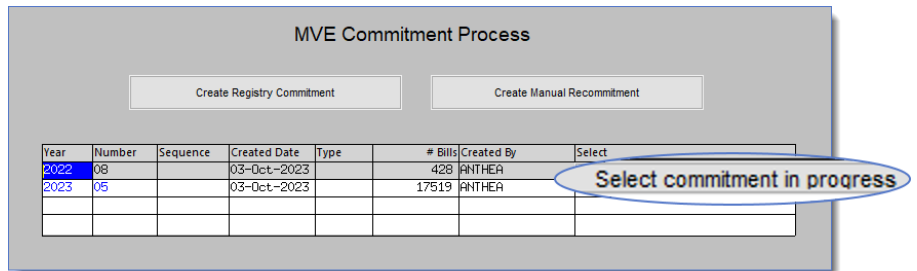


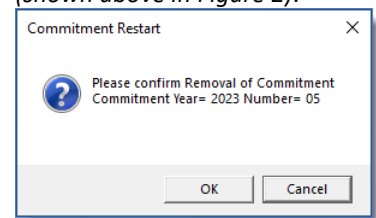
Figure 2 The Select Commitment in Progress button on the MVE Commitment Process screen

Select a commitment and run the [Restart Commitment Process](#). Click on  to remove the commitment. The system will display a confirmation prompt. This will remove the commitment from the in-progress commitments, remove the work files, and reset the step menu.

Click on  to leave the commitment in the work in progress and leave the steps menu as is.

If two commitments were loaded in the same file, select the second commitment, and run the [Restart Commitment Process](#) for that commitment.

*Restarting the commitment will remove it from the “first” screen (shown above in Figure 2).*



[ADM-AUC-MV-1681]