

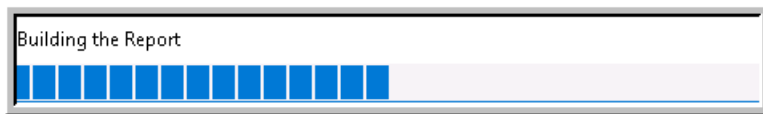


MOTOR VEHICLE EXCISE TAX BILLING

RELEASE NOTES – MARCH 2019

This document explains new product enhancements added to the ADMINIS Unified Community for Windows **MOTOR VEHICLE EXCISE TAX** module.

1. REPORTS

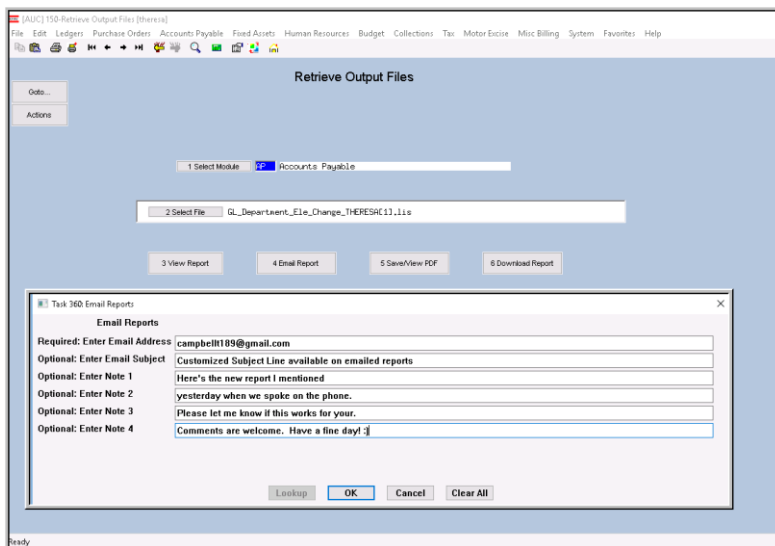


A change was made for all reports. In the past, this progress bar image was displayed as reports were running. This was causing an issue with some **Excel®**

reports; **ADMINIS** turned this feature off for now and will reinstate it at a later time.

[ADM-AUC-SY-8093]

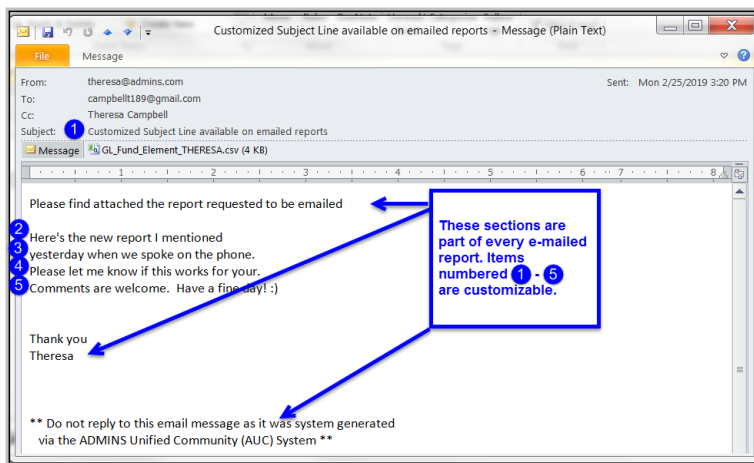
1.1. Retrieve Output Files Customized Subject Line [Enhancement]



ADMINIS offers the Retrieve Output file feature on every module, allowing all **AUC** users to send a report to any valid email address. With this software update, **ADMINIS** is pleased to announce a customized subject line for email reports.

Select the file and click on **[4 Email Report]**. Fill in the prompts as shown in Figure 1.

Figure 1 New Subject Line field is an optional field on the Email Reports form



The result is shown in Figure 2. Most output formats (.lis, .xml, .xls) are converted to PDF prior to emailing. If mailing a .csv file, the .csv format is retained.

[ADM-AUC-SY-8084]

Figure 2 Email with attached file



2. SITE SPECIFIC ► CRANSTON, RI

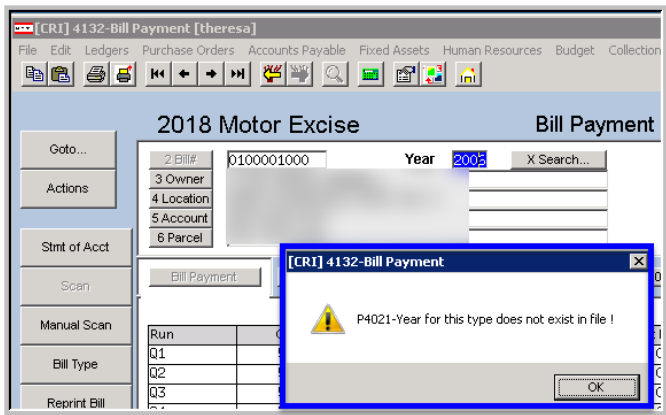
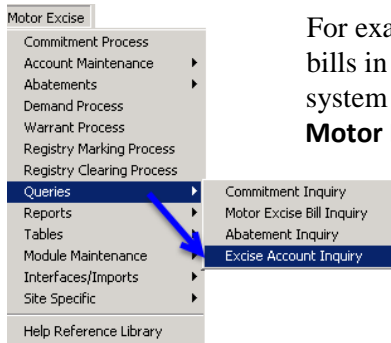


Figure 3 Collections Bill Query screen message

The **Cranston, RI Remove Old Tax Year from Collections** process runs during the Sunday overnight job each week.

This process removes the “old” Bill records **only** from the **Collections** files for Real Estate, Tangibles, Motor Excise and Sewer / Pretreatment.



For example, if Bill Year **2006** is removed – the process will remove all reference to **2006** bills in **Collections** (as shown in Figure 3) for all bill types. If the year **2006** is sought, the system will display a message that the year for this type does not exist in the file. For **Motor Excise** – while the process removes the bills from **Collections** – the **Motor Excise ► Queries ► Excise Account Inquiry** screen will still show the information for **OLD** years but create an adjustment to any outstanding balance in that old year so that the balance is **zero** as shown in Figure 4.

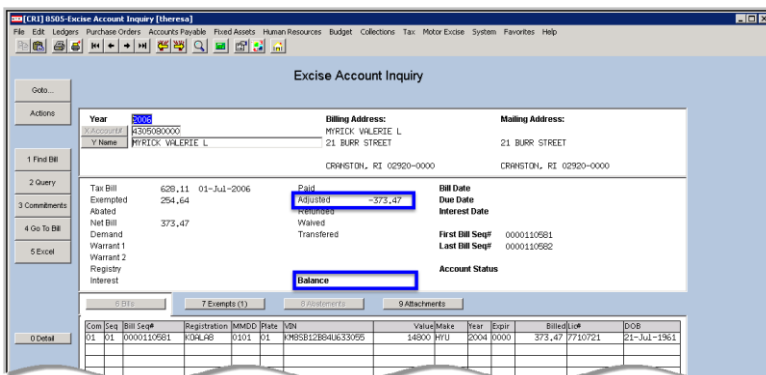


Figure 4 Excise Account Inquiry screen shows history and a zero balance

[CRI-AUC-TAX-91]

3. HELP REFERENCE LIBRARY

The following new or revised documentation was added to the help reference library:

3.1. New or Revised Documents

- OTHER ME-325 Favorites Screen [New]