



# REVENUE COLLECTIONS

## RELEASE NOTES – MARCH 2018

This document explains new product enhancements added to the ADMINS Unified Community for Windows **REVENUE COLLECTIONS** system.

### Table of Contents

|      |   |   |
|------|---|---|
| 1.   | <b>TREASURY RECEIPTS COVER SHEET [FIX]</b> .....                  | 1 |
| 2.   | <b>REPORTS “DROPPING OUT OF SIGHT” [FIX]–V92 SITES ONLY</b> ..... | 1 |
| 3.   | <b>HELP REFERENCE LIBRARY</b> .....                               | 3 |
| 3.1. | New or Updated Documentation.....                                 | 3 |

## 1. TREASURY RECEIPTS COVER SHEET [FIX]

Occasionally, an effort to print a Treasury Receipt cover sheet from the batch screen resulted in an abnormal termination. To address this, ADMINS:

1. set the button to not be available if the batch is blank and
2. added error checking to make sure the batch exists before running the cover sheet report.

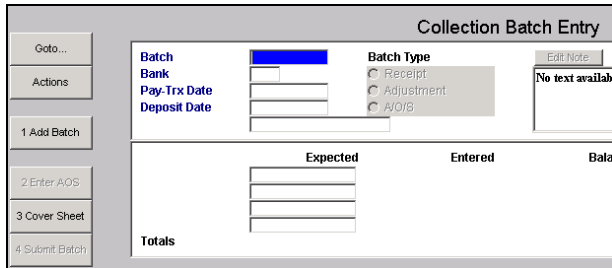


Figure 1 Before–button available on blank batch

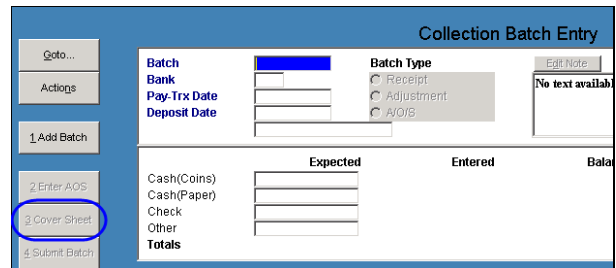


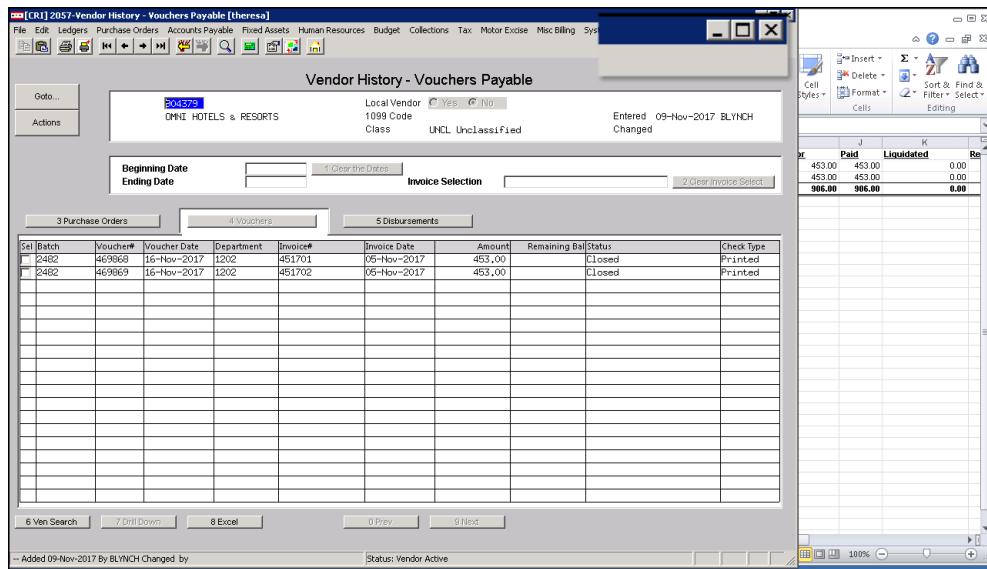
Figure 2 After–button unavailable on blank batch

[ADM-AUC-RC-8386]

## 2. REPORTS “DROPPING OUT OF SIGHT” [FIX]–V92 SITES ONLY

Reports were hidden behind the AUC application, requiring users to minimize the AUC application to view or print reports.

1. Adobe PDF®
2. Excel®
3. Preview/LIS format



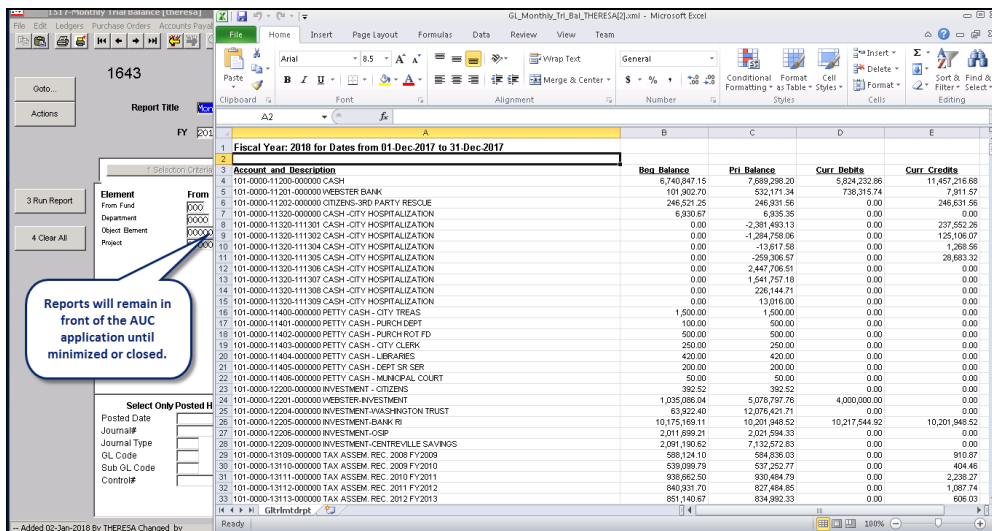
The user could use **Alt|Tab** or **Insert|Tab** keystroke combinations to toggle between the AUC Application and the hidden report.



Clicking on this resize button would allow the user to reduce the size of the application window to find the hidden reports.

Figure 3 Before – Report “hiding” behind the AUC application

With the software update, the reports will now remain the focal point until the user closes or minimizes the report.



Reports will remain in front of the AUC application until minimized or closed.

Figure 4 After



If a small window like this appears at the top corner of the AUC application screen after running a report, minimize it using the "minus" sign, **NOT** the "X" in RED-- this will only need to be done once per AUC session

[ADM-AUC-V90-78]



### 3. HELP REFERENCE LIBRARY

#### 3.1. New or Updated Documentation

The following new or updated documentation was added to the Help Reference Library.

- SITE SPECIFIC RC-1770 CRI Export Tangibles [New]