



Real Estate Tax Billing

Release Notes

September 2023

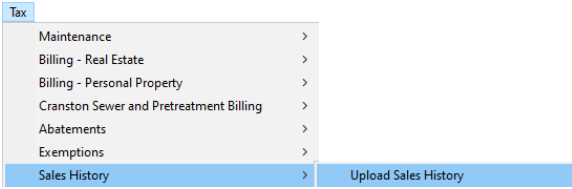
This document explains new product enhancements added to the **ADMINS Unified Community (AUC) REAL ESTATE TAX** system.

Contents

- 1 **Sales History Report [Enhancement]**..... 2
- 2 **Real Estate Billing Load Appraisal File Step [Fix]** 3
- 3 **Help Reference Library & ADMINS Website** 3
 - 3.1 New & Updated Documentation in the Help Reference Library 3
 - 3.2 Access Videos & Quick Tips from the AUC Login Screen 4
- 4 **Using GoToResolve** 5



1 Sales History Report [Enhancement]



ADMINS provides a method for uploading Sales History. From the menu, select:

Tax ▶ Sales History ▶ Upload Sales History

To indicate which file and method were used for a given upload, ADMINS added the file name and processing type to the report heading. The import option is fully described in the legend at the bottom of the report. Two reports are produced by the Upload Sales CSV File step; the #5177 Sales Upload Edit List and the #5183 Current Owner Changes from Deed Upload report.

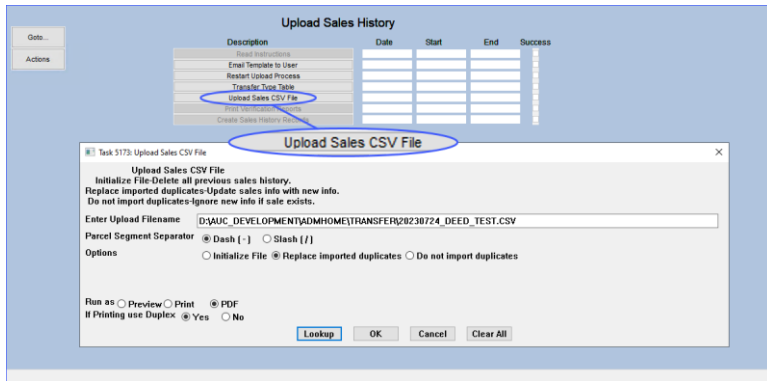


Figure 1 #5177 Sales Upload Edit List with new information in the header identifying Import File and Import Option

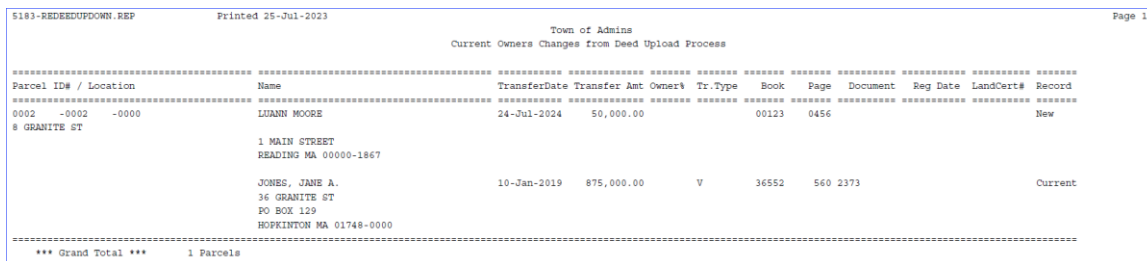


Figure 2 #5183 Current Owners Changes from Deed Upload Process is also produced in this step

[ADM-AUC-RE-5677]

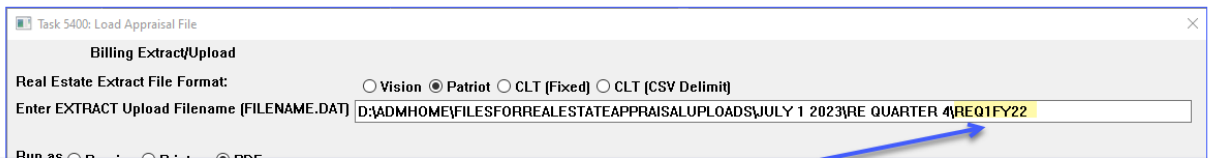
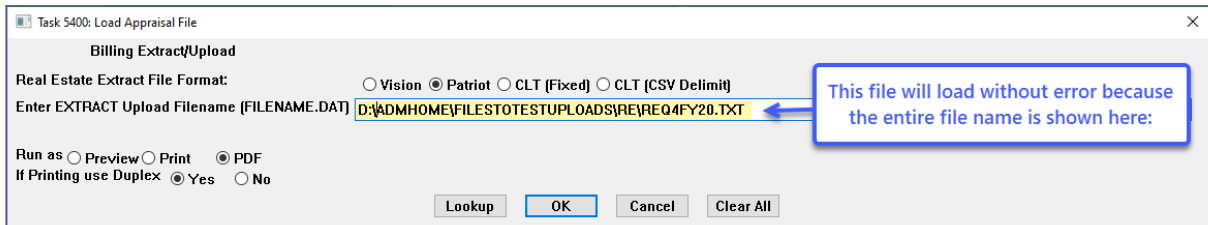


2 Real Estate Billing Load Appraisal File Step [Fix]

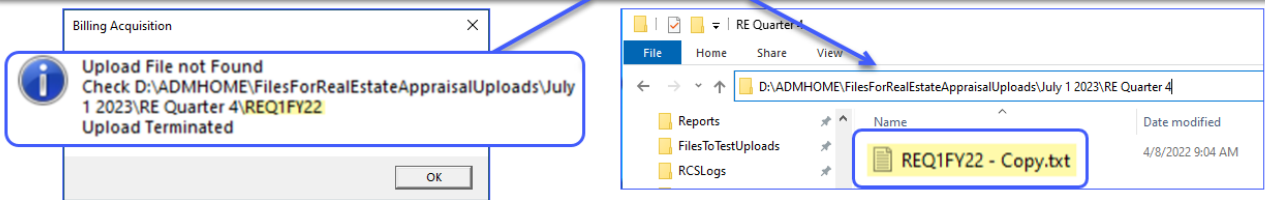
Before the software update, if an appraisal file and path name were so long that the system truncated the filename, the Load Appraisal Step would abnormally terminate.

Now it gracefully terminates with a helpful error message if a file is not found. To run the step that loads the appraisal file, from the menu, select:

Tax ► Billing Real Estate ► Real Estate Billing Process ► **Load Appraisal File**



When selecting the appraisal file from File Explorer, if the path and filename is longer than the system can process, a helpful error message is displayed. This shows that the REQ1FY22 file was not found, because the actual name was REQ1FY22 - Copy.txt



[ADM-AUC-RE-5673]

3 Help Reference Library & ADMINS Website

Added the following new or updated documents to the Help Reference Library and content to **ADMINS.com**:

3.1 New & Updated Documentation in the Help Reference Library

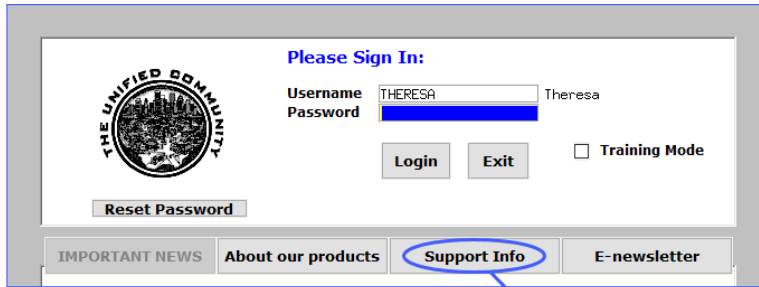
Interfaces

RE-670 CUSI Interfaces

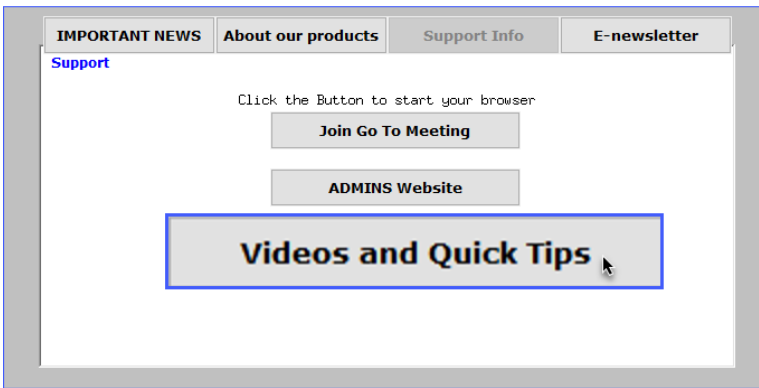
[Updated]



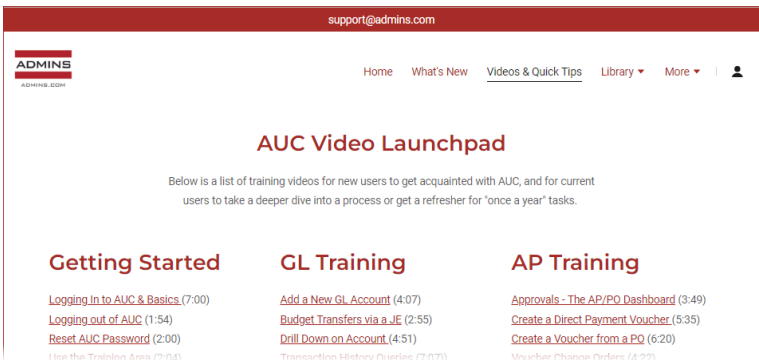
3.2 Access Videos & Quick Tips from the AUC Login Screen



Click on the link to go to the [Video Launchpad](#) on the [ADMINS website](#).



The [website direct address](#) is above. The link on the AUC home page shown at left is a quick option if the site allows direct access from the AUC server.



We are adding content all the time so check back often; we also send out a “Featured Video of the Month” email.

[ADM-AUC-SY-8305]

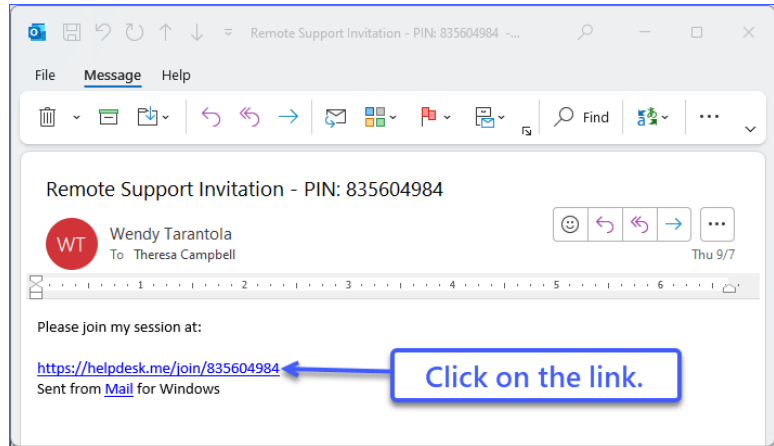


4 Using GoToResolve



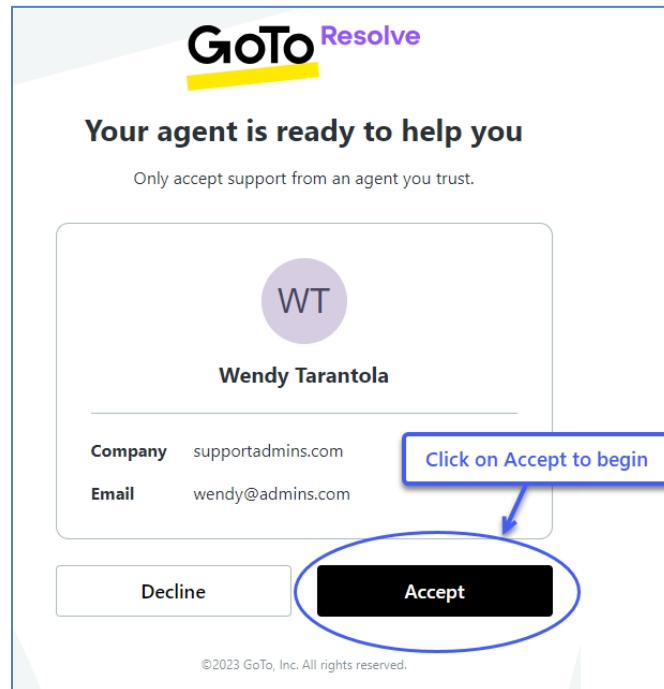
AUC support staff will use a new tool called “GoToResolve” to allow users to share their screens more easily.

We will telephone you first to review the problem. Then we will send an e-mail with a link to click on.



Clicking on the link will open a browser window that looks like this.

Click on the accept button to begin.



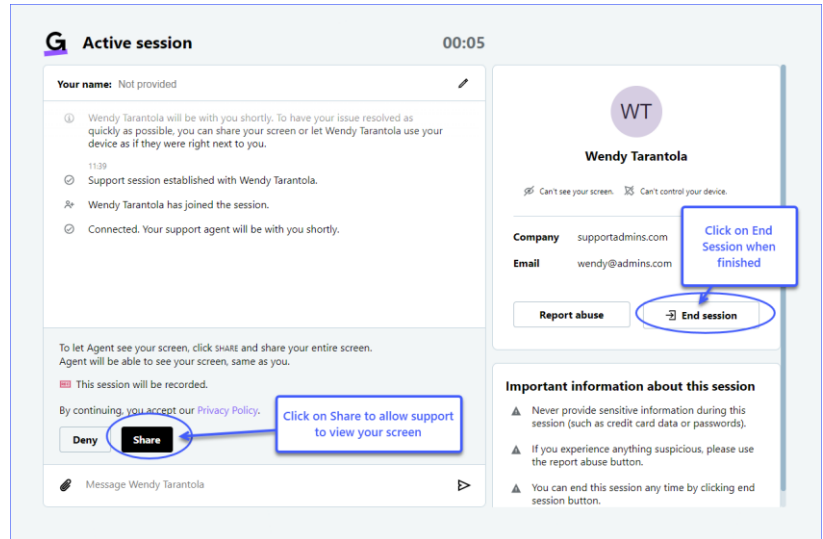


A browser window with instructions opens.

Click on the **Share** button.

During the support session you may be asked to provide additional access. The support team member will walk you through that process if we need to control your screen instead of just view it.

Click on end session when finished.



[ADM-ADM-ADM-6500]