



SYSTEM (ALL MODULES)

RELEASE NOTES – MARCH 2018

This document explains new product enhancements added to the ADMINIS Unified Community for Windows **SYSTEM LIBRARY**.

Table of Contents

1.	REPORTS “DROPPING OUT OF SIGHT” [FIX]–V92 SITES ONLY	2
2.	POSTING TRANSACTIONS (INVALID RET AT PARAGRAPH 19) [FIX]	3
3.	ACCOUNT SECURITY REBUILD TO AFFECT PREVIOUS YEARS [FIX].....	3
4.	HELP REFERENCE LIBRARY.....	4
4.1.	New or Updated Documentation	4
4.1.1.	Accounts Payable	4
4.1.2.	Budget	4
4.1.3.	General Ledger	4
4.1.4.	Human Resources	4
4.1.5.	Purchasing.....	4
4.1.6.	Revenue Collections.....	4

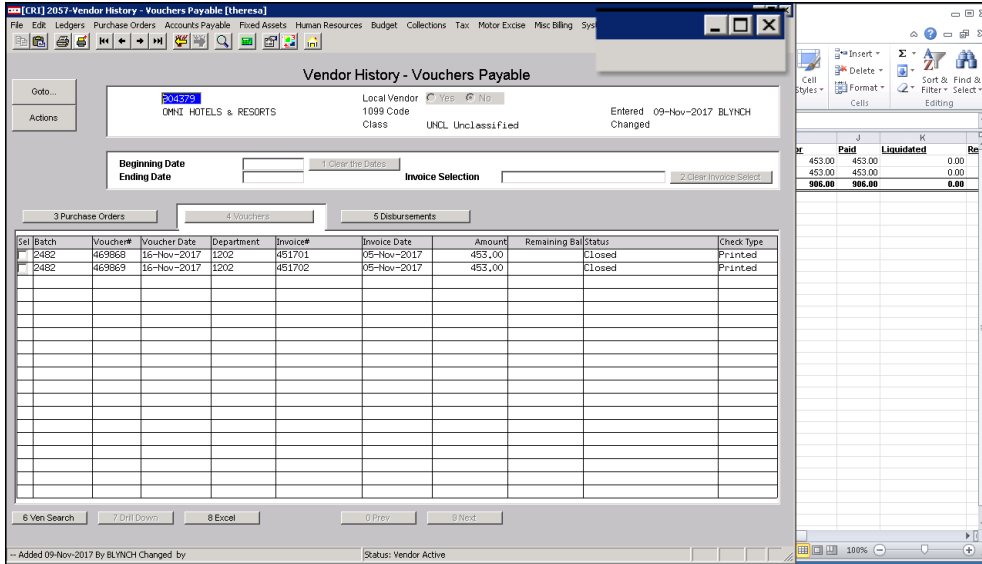
[ADM-AUC-SY-8037]



1. REPORTS “DROPPING OUT OF SIGHT” [FIX]–V92 SITES ONLY

Reports were hidden behind the AUC application, requiring users to minimize the AUC application to view or print reports.

1. Adobe PDF[®]
2. Excel[®]
3. Preview/LIS format



The user could use **Alt|Tab** or **Insert|Tab** keystroke combinations to toggle between the AUC Application and the hidden report.

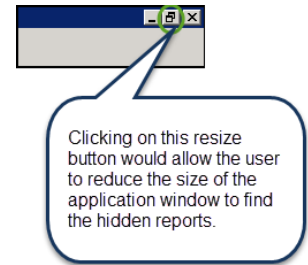
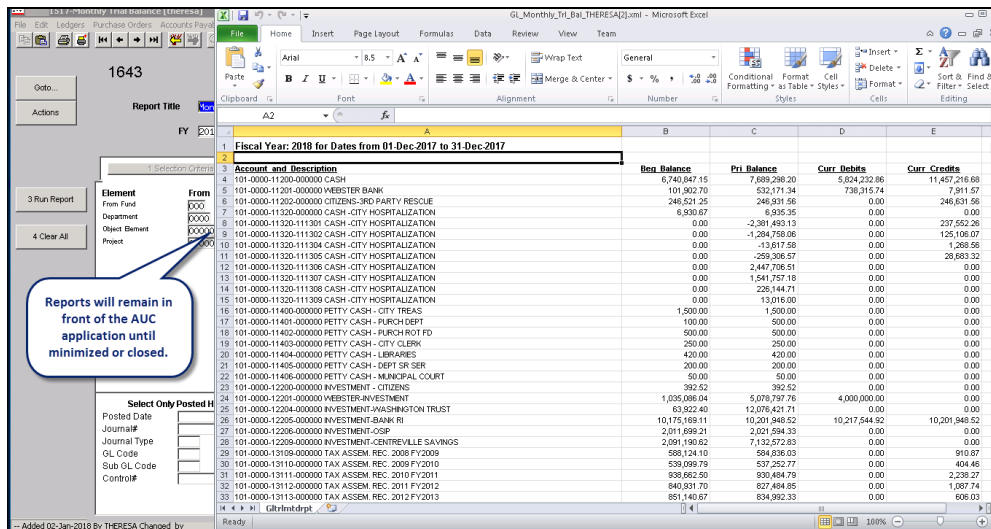


Figure 1 Before – Report “hiding” behind the AUC application

With the software update, the reports will now remain the focal point until the user closes or minimizes the report.



Reports will remain in front of the AUC application until minimized or closed.

Figure 2 After



If a small window like this appears at the top corner of the AUC application screen after running a report, minimize it using the "minus" sign, **NOT** the "X" in **RED**-- this will only need to be done once per AUC session

[ADM-AUC-V90-78]

2. POSTING TRANSACTIONS (INVALID RET AT PARAGRAPH 19) [FIX]

With the last software update, a new module control (#91) was implemented to prevent posting users from becoming locked if they stepped away from the desk for longer than the site timeout interval.

Seq#	Description	Answer
90	Site Timeout Interval for Screens [600 seconds]	1800
91	Screen Timeout for Posting/Approvals screens	300
99	Email list to use for Abnormal Terminations Notifications	SYABNO

Figure 3: Module Control 91 sets the timeout for Posting / Approvals screens

If a posting process exceeded the length of time specified in the module control #91, the user would see an error message once the [OK] button was clicked on the notification popup indicating that the posting was complete:

Seq#	Description	Answer
90	Site Timeout Interval for Screens [600 seconds]	1800
91	Screen Timeout for Posting/Approvals screens	300
99	Email list to use for Abnormal Terminations Notifications	SYABNO

Year	Seq#	Description	Debit	Credit	Account	Line
2018	463914		15429.72	50859.44	Treasury Receipt	Lines
2018	463912		106651.48	211702.36	Treasury Receipt	Lines
2018	463910		18789.92	28337.92	Revenue Reces	RECUT
2018	463907		712.50	725.72	Revenue Reces	
2018	463904		216487.34	301170.26	Revenue Reces	
2018	463902		191288.92	271954.36	Revenue Reces	
2018	463900		2010.45	4020.90	Journal Entry	
2018	463899		4002.67	4899.05	Revenue Reces	
2018	463896		134475.20	134475.20	Purchase Order	
2018	463895		13489.47	17149.70	Revenue Reces	
2018	463892		26174.31	29666.28	Revenue Reces	
2018	463889		3548.43	4175.27	Revenue Reces	Lines

Figure 4: Before - Invalid RET at Paragraph 19 message

The message appeared and the application closed out even though the posting completed successfully. Now, the user is no longer required to click on an “OK” button once the posting is complete. The system instead displays this screen, with a message indicating that the posting was successful.

THERESA 's Support Help	
Last Ran	Post Transactions to Ledgers on 15-Feb-2018 15:56:03
Results	Successfully completed Post Transactions to Ledgers .

Figure 5: After – Displays the Support Help Page with the success message in the Remarks field.

[ADM-AUC-GL-8283]

3. ACCOUNT SECURITY REBUILD TO AFFECT PREVIOUS YEARS [FIX]

The program that copied previous year’s account security has been modified to exclude users that no longer have account security set up on their user profile tab. This will reduce the size of the security file and streamline the overnight jobs.

[ADM-AUC-GL-8281]



4. HELP REFERENCE LIBRARY

4.1. New or Updated Documentation

The following new or updated documentation was added to the Help Reference Library.

4.1.1. Accounts Payable

- VENDORS AP-325 Deleting Vendors [New]
- YEAR END PROCESSING AP-720 1099 Training Slides [Updated]

4.1.2. Budget

- MAINTENANCE BU-110 Budget Processing [Updated]

4.1.3. General Ledger

- REPORTS GL-620 Report Job Streams [Updated]

4.1.4. Human Resources

- SPECIAL PROCESSING HR-460 FLSA Processing [Updated]
- YEAR END HR-630 W2 Year End Training Slides [Updated]
- HR-635 IRS Notice 1036 (2018 Withholding Tables) [New]
- HR-670 1099-R Slides [Updated]
- HR-760 ACA Webinar January 2018 [New]

4.1.5. Purchasing

- VENDORS PO-325 Deleting Vendors [New]

4.1.6. Revenue Collections

- SITE SPECIFIC RC-1770 CRI Export Tangibles [New]