



CATCH THE CREATIVE BUZZ!

Thank you for joining me for my encaustic workshop.

This packet contains important information about your encaustic workshop. Thanks for joining me!



STUDIO LOCATION & PARKING

Buzz in Art Studios is located at **4472 County Road J, Arnott, WI 54482** - just 10 minutes south of Stevens Point.

Parking Guidelines

- Please do not park in front of the Arnott Feed Mill or in the driveway.
- Please do not park in front of the mailboxes across the street.
- Parking is available along both sides of County Road J near the studio.
- County Road J is a busy road - please be mindful of fast-moving traffic when entering or exiting your vehicle.

WORKSHOP LENGTH OPTIONS

Buzz in Art Studios offers two workshop formats designed to fit different creative goals and experience levels:

2-Hour Workshop

Ideal for:

- Trying encaustic painting for the first time
- Learning a single technique
- Creating a simple representational image or small study
- Quick creative sessions focused on exploration


4-Hour Workshop

Designed for:

- Larger or more detailed representational imagery
- Multi-layered work
- Projects requiring extended build-up, fusing, or texture
- Learning and combining multiple techniques in one session

If guests want to create realistic or detailed subject matter, the **4-hour workshop** is strongly recommended.

On Saturdays, guests may register for both the 2-hour morning session and the 4-hour afternoon session, creating a 6–7 hour immersive encaustic experience (seven hours if you paint through the break). This extended format is ideal for guests who want more time with the medium or wish to pursue a larger, more ambitious project.



YOUR INDIVIDUAL WORKSTATION & MATERIALS PROVIDED

Each guest works at their **own dedicated encaustic workstation**, fully equipped so you can explore the medium safely and comfortably. Your station includes all tools, waxes, and materials needed for your chosen technique.


Your workstation includes:

- Heated encaustic palette
- Natural beeswax medium
- A full range of encaustic paint colors
- Brushes dedicated to encaustic use
- Carving, scraping, and mark-making tools
- Heat gun, iron, cray-pen for fusing

BUZZ in ART STUDIOS

BEESWAX PAINTINGS BY JESSIE FRITSCH • ENCAUSTIC WORKSHOPS

- Mixed-media tools and accessories
 - Paper towels, gloves, and apron.
 - Work stations can be sitting or standing depending on guest preference.
-



TECHNIQUES YOU CAN CHOOSE FROM

Each workshop focuses on one of these core encaustic techniques:

1. REPRESENTATIONAL PAINTING

Use wax as paint to create simple or detailed images with color blending, shading, and controlled brushwork. This technique is ideal for guests who want to work from a reference image.

2. TONER IMAGE TRANSFERS

Add crisp images to your wax surface using toner photocopies. This method is great for incorporating photos, drawings, text, or graphic elements into your composition.

3. NATURE RELIEF

Embed natural materials—such as leaves or feathers—into molten wax to create beautiful textures and organic patterns. This technique emphasizes dimensional surfaces and natural forms.



4. ENCAUSTIC COLLAGE

Layer papers, pressed florals, and mixed-media elements with wax to build depth, color, and dimensional surfaces. Perfect for expressive, intuitive, and experimental compositions.

CHOOSING YOUR SUBJECT MATTER

Each guest creates their **own unique artwork** - this is not a step-by-step, follow-along workshop.

To ensure your materials are prepared and workshop time is fully used for creating, your subject matter must be chosen **before** the workshop.

Jessie will contact each guest after registration to discuss:

- Technique choice
- Your planned subject matter
- Whether a reference image is needed

If you choose representational painting, you must email or text Jessie your reference image before the workshop, so you are prepared to transfer your image during class.

This planning step ensures you spend the workshop creating, not designing from scratch.

No Drawing Skills Required

Representational encaustic painting uses a simple image transfer method that allows you to work from a photo or chosen reference image. **You do not need to know how to draw** to create representational work.

Jessie will guide you through transferring your image onto the panel so you can begin painting immediately and make the most of your workshop time.

Representational Work (Important Information)

For guests selecting representational painting:

- You will transfer your own reference image onto your panel during the workshop.
- Jessie will not draw images for guests. Drawing significantly reduces the time available for wax work.
- Because representational projects rely on accurate reference imagery, your image must be sent to Jessie **before the workshop** for planning and preparation.
- Guests who arrive without a reference image may lose creative time, as workshop hours are intended for encaustic painting—not for drawing or developing subject matter from scratch.

Representational painting is rewarding and expressive, but it requires **preparation**. Sending your image in advance ensures a smooth, productive, and enjoyable workshop experience.



CHOOSING SUBJECT MATTER FOR OTHER TECHNIQUES

ENCAUSTIC COLLAGE

Guests choosing to work with collage materials have several options for subject matter:

- **Create one of Jessie's signature collage scenes**, such as:
 - Birch tree landscapes
 - Wildflower or botanical compositions using pressed florals

- **Bring your own inspiration**


If there is a tree, floral arrangement, or simple landscape you'd like to reference, you

may send Jessie an image ahead of time so she can gather the appropriate papers and natural materials.

- **Choose an entirely different subject**

Collage is flexible - guests may build abstract, geometric, symbolic, or purely textural works as well. Jessie will prepare a curated selection of collage materials according to your expressed interest.

Sending your reference image or idea in advance ensures that the correct papers, florals, and elements are available for your design.



TONER IMAGE TRANSFERS

Toner transfers allow guests to layer crisp graphic imagery into wax. Jessie's work often features:

- Bird silhouettes in flight
- Tree silhouettes

Guests may choose:

- To work within Jessie's existing themes (birds, trees, silhouettes),
- To explore from Jessie's collection of pre-prepared miscellaneous transfers, **or**
- To send a specific image they would like transferred.

If you would like to use your own imagery, you may send Jessie a photo ahead of time so she can prepare the toner print for you. This ensures the image is sized correctly and ready when you arrive. You may also bring your own toner images.

BUZZ in ART STUDIOS

BEESWAX PAINTINGS BY JESSIE FRITSCH • ENCAUSTIC WORKSHOPS



NATURE RELIEF

Nature relief uses natural materials - pressed into molten wax - to build texture and dimension.

Guests may choose:

- Leaves (maple, oak, coleus, elm)
- Feathers
- Small natural flat objects that can be embedded into wax to leave a texture.

Guests are welcome to bring their own natural items if they have a specific plant or feather they want to use. *For best results, choose hardy, flat leaves with strong veins. Ferns and cedar can be used for this process but is a high level of difficulty.*

Please note that fresh leaves are seasonal.



STUDIO POLICIES



A signed waiver is required to participate in encaustic workshops.

- Safety is our priority—Jessie will review encaustic safety and studio guidelines at the start of each session.
 - Please arrive 15 minutes early to settle in. Workshops start promptly at the scheduled time.
 - All supplies are provided. Guests are welcome to bring personal materials for certain workshops.
 - Wear clothing you don't mind getting wax or paint on; aprons are provided.
 - Closed-toe shoes are required due to the possibility of dripping hot wax.
-

CANCELLATION POLICY

- **No refunds.**
 - Cancellations made in a timely manner may be transferred to a future workshop.
 - **No-shows will not be refunded or transferred.**
-

EXPECTATIONS

These workshops are designed for exploration, learning, and enjoyment—not necessarily for creating a polished masterpiece. The focus is on experiencing the process of working with beeswax, experimenting with techniques, and enjoying the creative journey.

Jessie's teaching approach is the **"try it method"**—guests begin creating immediately rather than observing long demonstrations. You'll be guided, supported, and encouraged as you bring your own vision to life.

WHILE YOU'RE HERE

Guests are welcome to shop original paintings, prints, and mural merchandise while visiting Buzz in Art Studios.



WHERE TO SEE JESSIE'S WORK

If you'd like to explore more of Jessie's encaustic paintings and current projects, you can view her work online:

- **Website Gallery:** www.JessieFritsch.com (Gallery section)
 - **Instagram:** @jessie.fritsch.encaustics
-

After the Workshop

You will learn how to care for your encaustic painting so it lasts for generations. Finished pieces will be wrapped for safe transport home. Share your creations on social media and tag **@buzz.in.art.studios** and **@jessie.fritsch.encaustics!**

Buzz Back Bonus

As a thank-you to returning guests, Buzz in Art Studios offers a Buzz Back Bonus. Guests who attend a workshop will receive a coupon code by email that can be applied toward a future workshop.

- Returning Guest Discount: **\$10 off any 2-hour workshop**
- Returning Guest Discount: **\$20 off any 4-hour workshop**

Coupon codes are sent to the email address used during registration and may be applied when booking your next workshop.

Buzz in Art Studios LLC – Scheduled Workshop Liability Waiver & Assumption of Risk

Jessie's Experience

Jessie has been working with encaustic since 2004, teaching since 2018, and opened her dedicated teaching space, Buzz in Art Studios, in 2022. The studio is a fully functioning encaustic workspace, thoughtfully equipped with ventilation for fumes and safety precautions for handling pigments and hot tools.



1. Acknowledgment of Risk

I understand that participating in an encaustic painting workshop at Buzz in Art Studios involves exposure to hot tools and surfaces (including, but not limited to, heat guns and heated palettes), pigments, beeswax, and fumes that may pose health risks. These risks may include, but are not limited to:

- Burns or injuries from hot equipment
- Allergic reactions or skin irritation from materials
- Respiratory irritation or discomfort from fumes
- Potential long-term health risks from exposure to certain pigments (e.g., those containing heavy metals)

2. Safety Measures

I agree to follow all safety instructions provided by the instructor and to use all tools and materials responsibly. I will inform the instructor before the workshop if I have any medical conditions, respiratory sensitivities, or allergies that may affect my ability to participate safely.

3. Assumption of Risk

I knowingly and voluntarily accept full responsibility for any injury, illness, or damage that may occur during or because of my participation in this workshop. I certify that I am in good health and capable of safely participating in this activity.

4. Release of Liability

I hereby release and hold harmless Buzz in Art Studios LLC, Jessie Fritsch, and any of their agents, volunteers, interns, or employees from all claims, liabilities, or causes of action arising out of any injury, illness, or damage I may sustain while participating in this workshop.

Questions?

Jessie Fritsch – Owner, Buzz in Art Studios LLC
4472 County Road J | Arnott, WI 54482
Jessie@JessieFritsch.com | 715-252-4125
www.BuzzInArtStudios.com