

WAX & MIXED MEDIA WORKSHOP LESSON PLAN

Emphasis on two different techniques.

PAPER COLLAGE | TONER PHOTO TRANSFERS

Supplies: All supplies are provided and are included in the cost of workshop.


Wood Panel Sizes: We will be working on three different sized wood panels.

- Two 4" wood boards (square, circle, hexagon, or heart shaped)
- One 5x7" or 6x6" cradled wood panel.

Materials: Material used in this workshop are different types of paper, string, fabric, and other collage materials. *Optional: You can bring your own collage materials, and/or toner photo copies (not inkjet copies)*


PAPER COLLAGE: Embedding different types of paper, fibers, and string into a wax surface .

- Coloring paper with encaustic paint.
- Using wax to adhere materials. Wax is a natural adhesive and preservative.
- Materials are provided but guests can bring their own paper and fiber materials.



TONER PHOTO TRANSFERS: Taking black and white toner photocopies and transferring the images onto a wax surface with only a spoon and water.

- Bird, tree, and other simple silhouette images will be provided.
- Guests may bring their own toner photocopies (not inkjet copies).
- High contrast images work best. Image sizes between 4-7".





LESSON PLAN: Wax & Mixed Media Workshop

ARRIVAL TIME: GUESTS CAN ARRIVE 15 MINUTES BEFORE WORKSHOP.

Please let Jessie know if you are right or left-handed for workstation set-up.

Signed waiver required before workshop begins.

INTRODUCTION TO ENCAUSTICS - history, safety, and materials.

- 30 mins:

DEMONSTRATION OF DIFFERENT ENCAUSTIC PROCESSES – paper collage, and photo toner transfers.


- 30 minutes: to painting applications and fusing methods.

OPEN ENCAUSTIC STUDIO:

- 3 hours: Art play.
- Each guest will be provided with two 4" panels and one 6x6" or 5X7" cradled wood panel.
- Guests will have access to collage materials and toner photo copies. You may bring your own material.
- Guests can try both process or just focus on one.
- This workshop is more about art play.

COOL DOWN, CLEANUP, AND WRAP UP.

- 30 minutes:



Cancellation Policy: NO RUFUNDS

- Workshops cancelled with proper notification prior to the scheduled workshop will transfer to a future workshop.
- Workshops cancelled without notification will forfeit payment and the workshop will not be transferred to a future workshop.
- Workshops cancelled due to weather will be transferred to a future workshop.
- No discounts or refunds can be given for participant's late arrival or early departure.

REQUIREMENTS:

Reservation Policy: Full payment is required to reserve guest's spot in workshop.

Signed Waiver: A waiver must be signed and completed before the workshop date.
Please email the completed waiver to jessie@jessiefritsch.com or text (715-252-4125) a photo of the complete waiver prior to workshop.

Age: 8+ years and older

Experience: No experience is needed.

Supplies: All supplies are included in the cost of the workshop.

Optional additional supplies: Material used in this workshop are different types of paper, string, fabric, photos, leaves, feathers, and other collage materials. You can bring your own materials if you like.

ADDITIONAL INFORMATION:

Safety: My teaching studio has proper electrical and ventilation to ensure a safe working environment. Slight risk of burns to the hands due to the use of heated tools and palette.

NOT-Handicapped accessible. My teaching studio is in an old tavern. There are two steps to get into the building and the bathroom door is narrow and does not allow wheelchair access.

Workstations: I can host five guests per workshop. Each guest works at two 5' tables. Students can stand or stools are provided. There will be anti-fatigue mats for each guest. Please let me know in waiver if you are right or left-handed for palette set-up.

Food/Drink: You are welcome to bring food and drinks. You may drink at your workstation, but food is not allowed at your workstation. There is a seating area to take breaks if needed.

Attire: Please wear proper clothing. Wax does not come out of your clothes easily. An apron is provided. Please avoid sandals due to possible dripping wax.

Music: Music is played during the workshop. If you have a favorite musician or style, please let me know on your waiver and I will add your music to the workshop playlist.

Shop: Cards, reproduction prints, and paintings will be available during the workshop.

Guest Arrival: Guests may arrive 15 minutes before the workshop begins.

Guest Expectations:

We all learn differently. We all paint differently. We won't all paint the same image. Each guest paints what they like. We do not all work on the same image, subject, or style.

Teaching style: I am there to teach you the basic techniques of encaustics and to show you the different tools and materials that are available to you. My teaching style is learning by doing. I taught myself encaustics with just a book and some supplies. I will demo some techniques, but for the most part I will be asking you to dive into the process and just try it. Each individual painting will have different processes and techniques. Each guest is individually instructed.

Painting Size: We will be working on three different sized panels. We will have two 4" wood boards (square, circle, hexagon, or heart shaped) and one 5x7" or 6x6" wood panel. Most guests will finish the three panels in 3-4 hours. If you finish your piece early you may purchase an additional panel to start another piece.

Two different techniques: This workshop is about art play and focuses on paper collage and toner photo transfers I will be showing you the two different techniques in the first hour of the workshop and the remaining 3 hours will be up to you if you would like to try both techniques or if you would like to focus on just one.

Satisfaction: Please set yourself up for realistic expectations. Painting with hot wax is so much fun, but it is also a difficult process that takes many hours of practice to understand the techniques. This workshop is about learning a new process with endless possibilities.

Examples: Please follow me on Instagram and Facebook to see workshops in action and examples of artwork creating during the workshop. Find me at @Buzz.In.Art.Studios

Directions and Parking:

Location:

Buzz in Art Studios LLC • 4472 County Road J • Arnott, WI • 54482

(Four miles from Plover and seven miles from Stevens Point)

Google Maps: I am working with Google to get my teaching studio into the Maps. If you type in Buzz in Art Studios it won't pop up yet. If you type in the address, it will take you to my location at Buzz in Art Studios.

Other businesses in Arnott: Buzz in Art Studios is next to the Arnott Feed Mill.

- Arnott Feed Mill. They own the building I lease (M-F 8am-4:30pm)
- Tak-Yee Egg Roll Factory (M-F 8am-5pm. Sat. 8-Noon)
- Hitchin Rail Tavern. (Tues-Sun. 4pm-bar close)
- Tomorrow River State Trail goes right through the town.

Parking:

- Please do not park in front of the Arnott Feed Mill or in the driveway.
- Please do not park in front of the mailboxes across the street.
- There is parking along both sides of County Road J.
- County Road J is a busy road. Please be mindful of the fast traffic.

Arrival: Guests may arrive 15 minutes before the workshop begins.

Map: See next page.

Thank you for joining me for a wax workshop!

Please call, text, or email if you have any questions or concerns.
See you soon!

Phone: 715-252-4125

Email: jessie@jessiefritsch.com

Website: BuzzInArtStudios.com & JessieFritsch.com

Bee Well,
Jessie Fritsch
Save the Bees

