


SECRET
By Auth: CO,
14th Ftr. Gp.
Initials:
JCB

Y-6-09



14th FIGHTER GROUP

VOL. I. No. 3

S E C R E T

14TH FIGHTER GROUP (TF)

MONTHLY STATISTICAL SUMMARY

ONE YEAR OF CONTINUOUS OPERATIONS

COVERING THE PERIOD
6 MAY 1943 THROUGH 6 MAY 1944

PREPARED BY
STATISTICAL SECTION

S E C R E T

SECRET

CONFIDENTIAL

6 May 1944 brought to an end one year of continuous operations for the 17th Fighter Group with its composition of the 37th, 48th and 49th Fighter Squadrons. Noteworthy in its length and consistency this record does not, however, begin with the initial date of operations for the Group in an overseas theater. In reality it might be termed the second phase.

Originally this P-38 Group had as its constituents the 48th, 49th and 50th Fighter Squadrons. On the original Atlantic crossing of the air echelon in July and August 1942, the 50th Fighter Squadron was retained in Iceland on patrol duty while the remaining two squadrons proceeded to England. This squadron was never again reorganized. After a period of additional operational training in England, the Group, operating as two squadrons, made its debut in European operations by flying their first mission from Ford, England on the 13th of October 1942 escorting A-20's to Le Havre, France. With the invasion of North Africa in November 1942 intensive operations for the group began. The first mission assigned the group from this portion of the theater was flown by the 49th Fighter Squadron on the 17th of November 1942. During the month of November, 257 sorties were flown; December showed 271, and January, 315. On 28 January 1943 due to adverse operating conditions and the strength of enemy opposition reflected in the losses sustained in both personnel and aircraft, operations were suspended, and a return from the combat zone to Casablanca was brought about where reorganization and reequipment took place. It was at this stage that the 37th Fighter Squadron took the berth vacated by the 50th Fighter Squadron. After a period of well over three months during which time additional operational training was taken a return to the combat zone was made to see the end of the Tunisian campaign. This took place on the 6th of May 1943.

S E C R E T

It is the purpose of this presentation to portray the results of this subsequent year period not only in operations, but also in the functions of other departments whose activities contributed directly or indirectly to the record established. Unfortunately, in some cases it is impossible to portray their achievements in any graphic or numerical listings, for their efforts can only be recorded in the results of the overall picture.

Due to the lack of detailed records in many cases, and the loss of files in various organizational moves it became impossible to give as complete a picture on the work of the various sections as would have been desired. Various sources of material were introduced at later dates with the introduction of new reports.

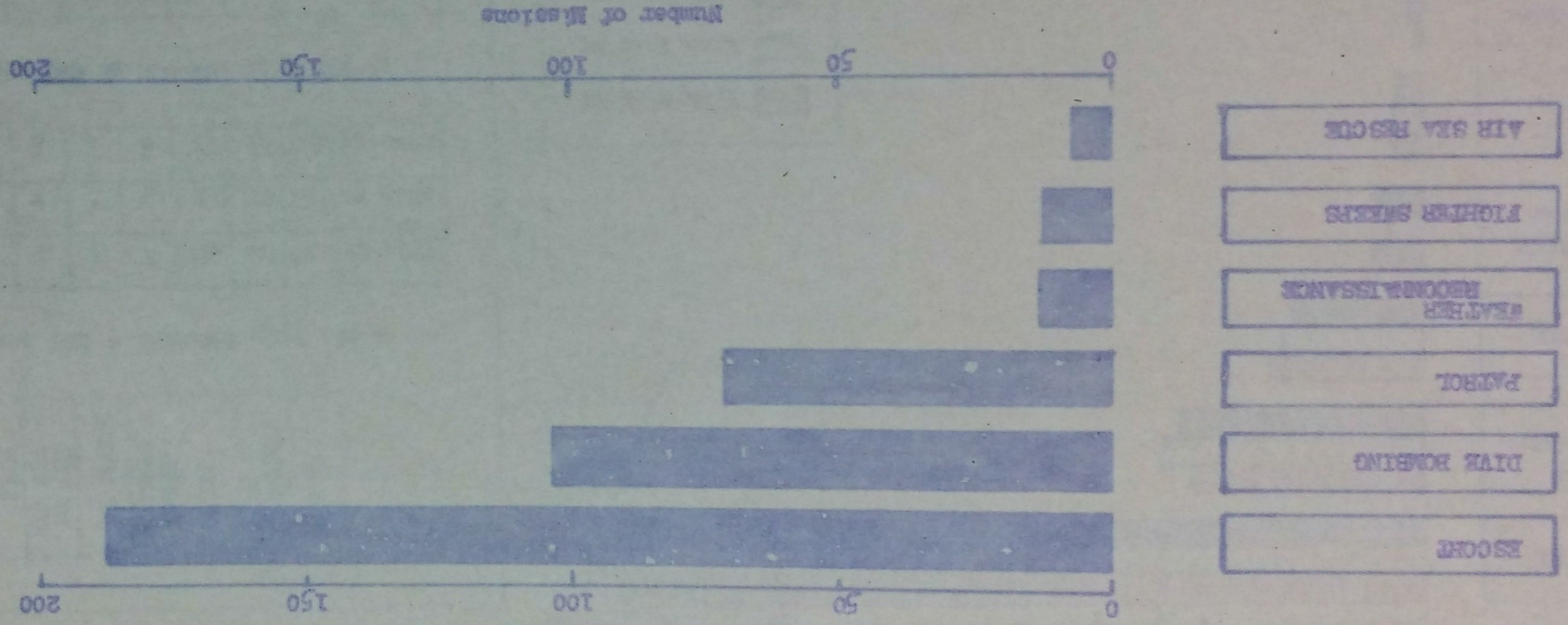
Joseph E. Boehm
JOSEPH E. BOEHM
Captain, Air Corps.
Statistical Officer

S E C R E T

TYPES OF MISSIONS FLOWN

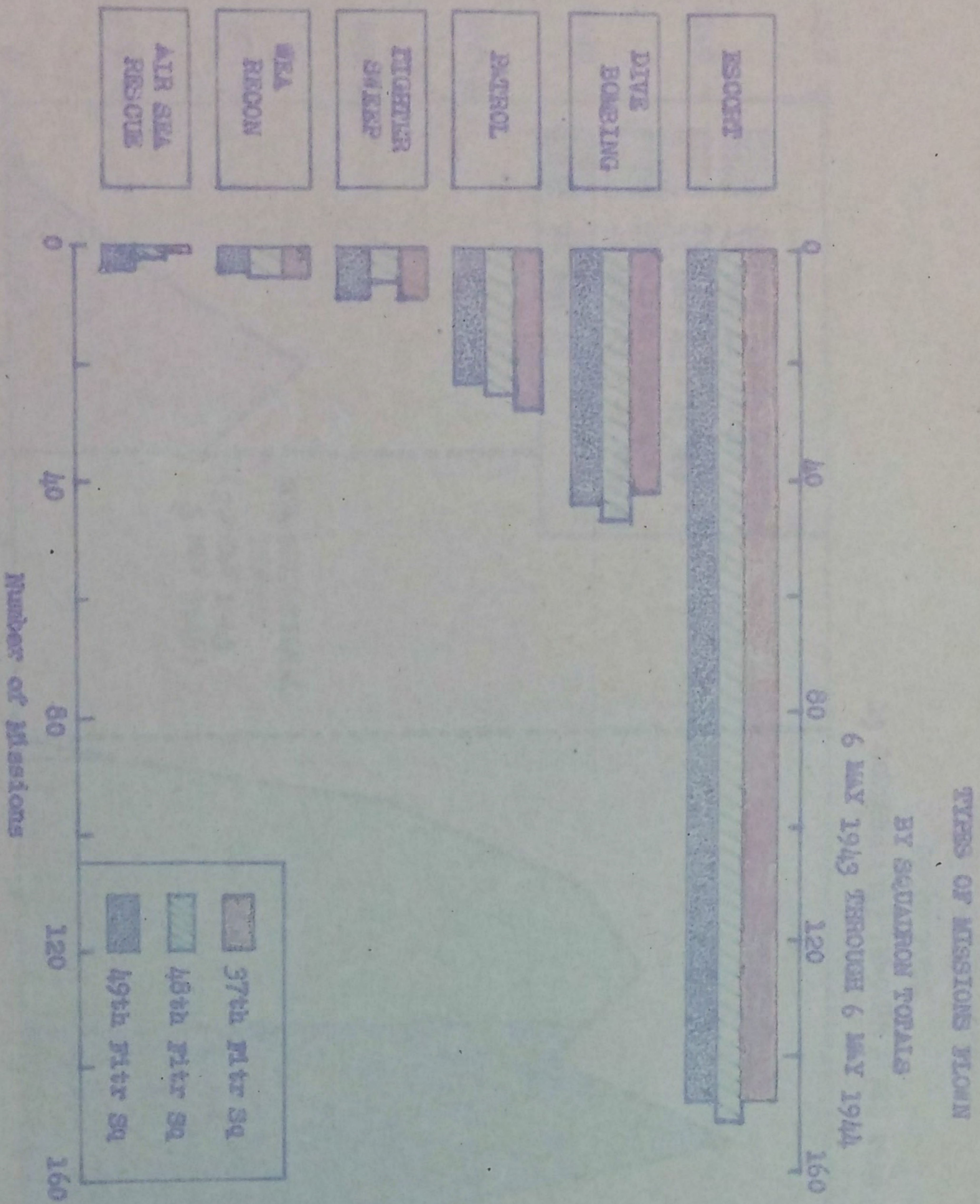
GROUP TOTAL

6 MAY 1943 THROUGH 6 MAY 1944



MISSION TYPE	6 MAY 1943-6 MAY 1944	13 Oct 1942-28 Jan 1943	Total
ESCORT	188	61	249
DIVE BOMBING	71	-	71
PATROL	26	23	49
WEATHER REPORT/ISSUANCE	7	-	7
FIGHTER SWEEPS	5	5	10
AIR SEA RESCUE	5	-	5
TOTAL	395	179	568

SOURCE: Group Intelligence Reports, Operational Form 34.



SOURCE: Squadron & Group Intelligence Records; Opsrep; Form 34

MISSION TYPE	TOTAL
ESCOPT	1
DIVE BOMBING	1
PATROL	1
FIGHTER SWEEP	1
SEA RECON	1
AIR SEA RESCUE	1
TOTAL	6

6 MAY 1943 THROUGH 6 MAY 1944

37th BS	147	42	27	0	5	1	-	230
48th BS	151	47	25	6	5	2	-	296
49th BS	147	43	23	8	4	4	-	229

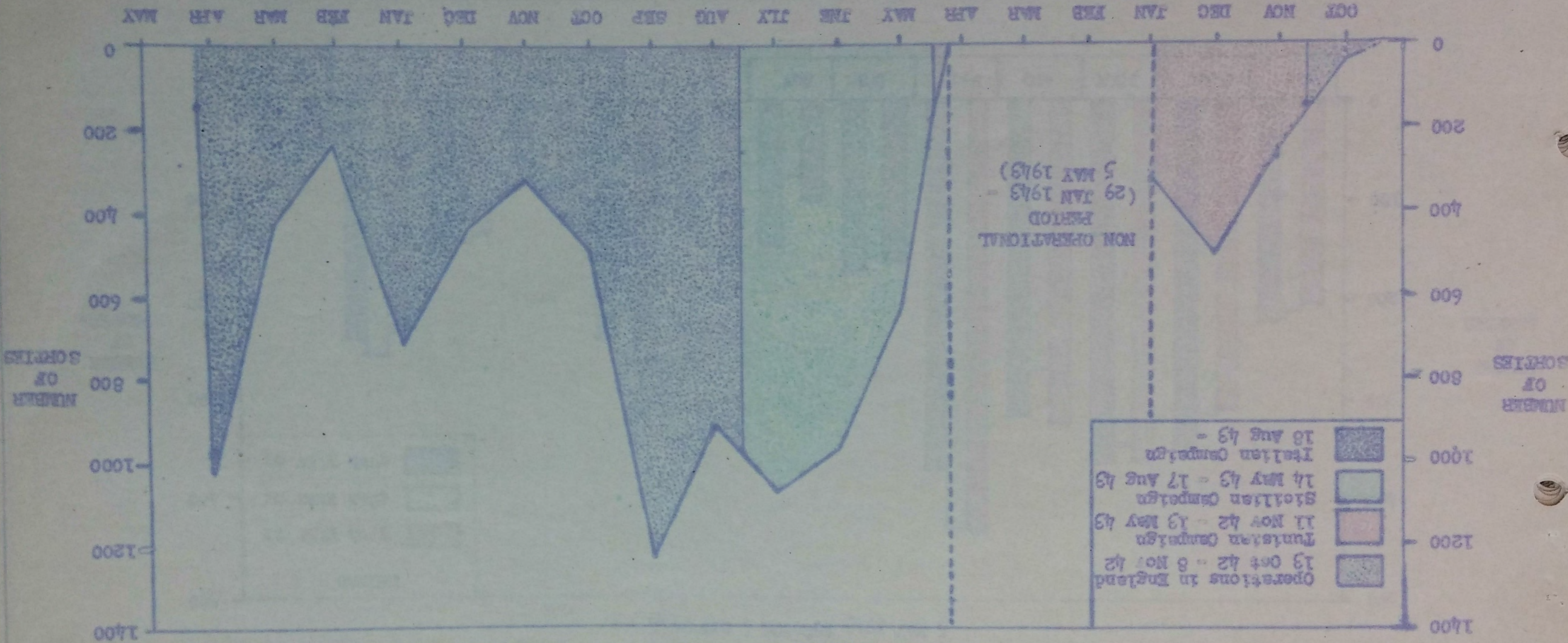
13 OCT 1942 THROUGH 6 MAY 1944

37th BS	147	42	27	8	5	1	-	230
48th BS	193	47	66	19	9	2	3	339
49th BS	174	43	56	24	19	4	2	316

PILOT SORTIES PLANN

GROUP TOTAL

13 OCTOBER 1942 THROUGH 6 MAY 1944



13 Oct 42 - 8 Nov 42
 Operations in England

11 Nov 42 - 13 May 43
 Tunisian Campaign

14 May 43 - 17 Aug 43
 Sicilian Campaign

18 Aug 43 -
 Italian Campaign

NON OPERATIONAL PERIOD
 (29 JAN 1943 - 5 MAY 1943)

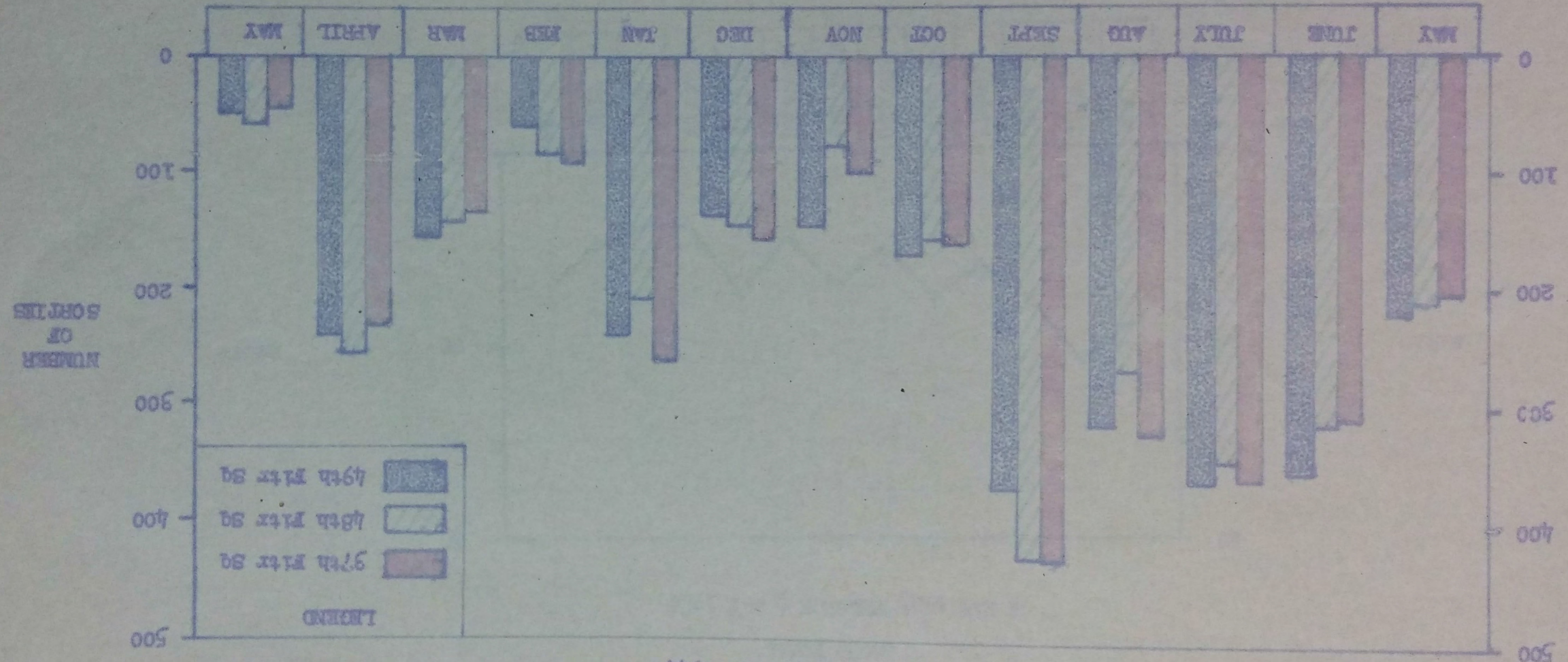
PERIOD	England Tunisian Campaign: 11 Nov 42 - 13 May 43												Sicilian Campaign: 14 May 43 - 17 Aug 43					Italian Campaign: 18 Aug 43 -				
	OCT	NOV	DEC	JAN	FEB	MAR	APR	MAY	JUNE	JULY	AUG	SEP	OCT	NOV	DEC	JAN	FEB	MAR	APR	MAY	Total	
SORTIES	178	257	502	915	-	-	-	691	982	1075	914	1233	495	327	446	719	243	441	1040	159	9821	

SOURCE: Group and Squadron Intelligence Reports; Orops; Form 34

FLYING SORTIES PLANN

BY SQUADRONS

6 MAY 1943 THROUGH 6 MAY 1944



SOURCE: Squadron Intelligence Reports; Squadron Form 34

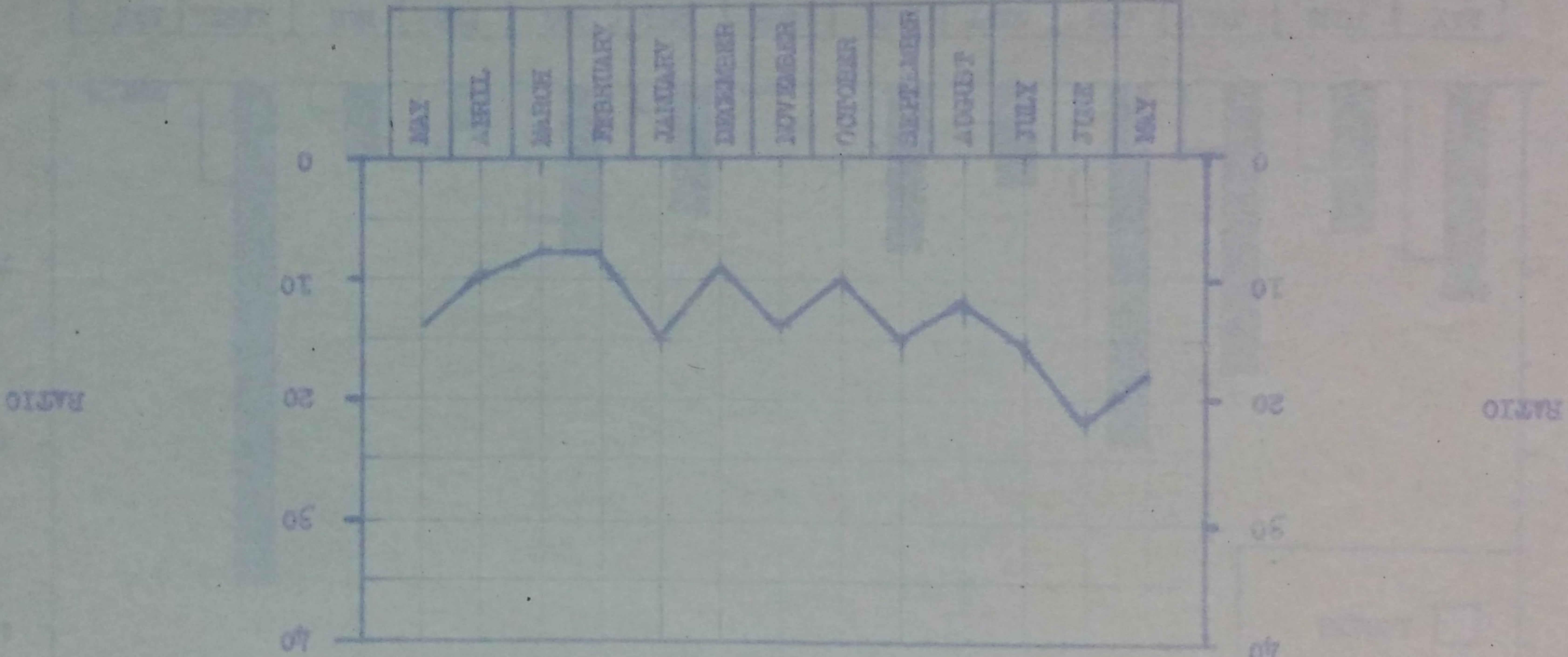
Month	49th Ptx Sq	48th Ptx Sq	37th Ptx Sq	TOTAL
MAY	221	208	202	691
JUNE	355	316	311	982
JULY	365	347	363	1075
AUG	317	273	324	914
SEPT	370	430	433	1233
OCT	172	161	162	495
NOV	147	79	101	327
DEC	140	148	158	446
JAN	243	211	265	719
FEB	64	86	93	243
MAR	157	146	138	441
APR	343	361	336	1040
MAY	294	2823	2932	8699
TOTAL	2944	2823	2932	8699

RATIO OF AIRCRAFT AIRBORNE

TO EARLY REPORTS

GROUP TOTAL

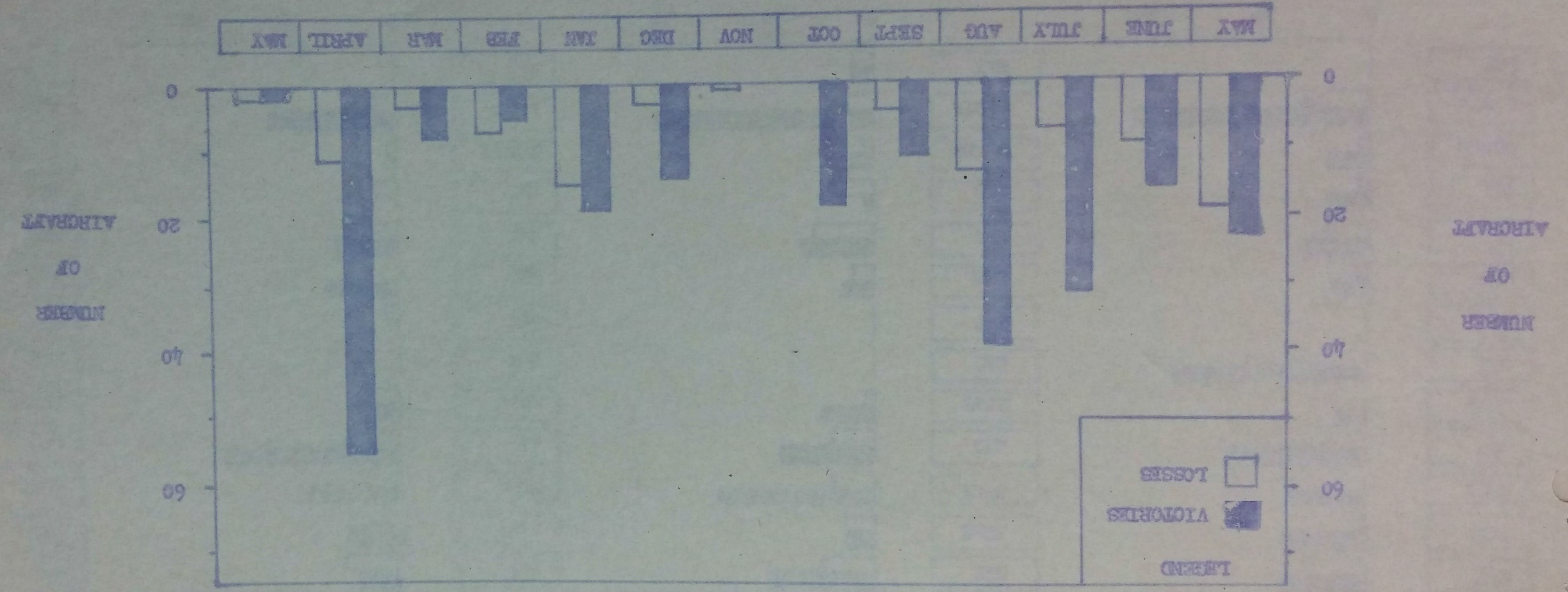
6 MAY 1949 THROUGH 6 MAY 1944



MONTH	MAY	JUNE	JULY	AUG	SEPT	OCT	NOV	DEC	JAN	FEB	MAR	APRIL	MAY	TOTAL
AIRCRAFT AIRBORNE	679	1018	1219	1078	1388	593	367	509	777	209	421	992	179	9395
EARLY REPORTS	38	47	78	88	88	59	26	59	59	26	57	109	13	295
RATIO	18	22	16	12	15	10	14	9	13	8	8	10	14	13

Note: Early Return figures include only reported failures.
 SOURCE: Group Mission Reports, Operational Form 34



MONTH	MAY	JUNE	JULY	AUG	SEPT	OCT	NOV	DEC	JAN	FEB	MAR	APRIL	MAY	TOTAL
VICTORIES	23	36	31	39	11	18	-	14	19	5	8	55	2	211
LOSSES	19	9	7	13	4	-	1	3	15	7	9	11	2	94
RATIO	1.21	1.78	4.43	3.00	2.75	-	-	4.67	1.27	0.71	2.67	5.00	1.00	2.56

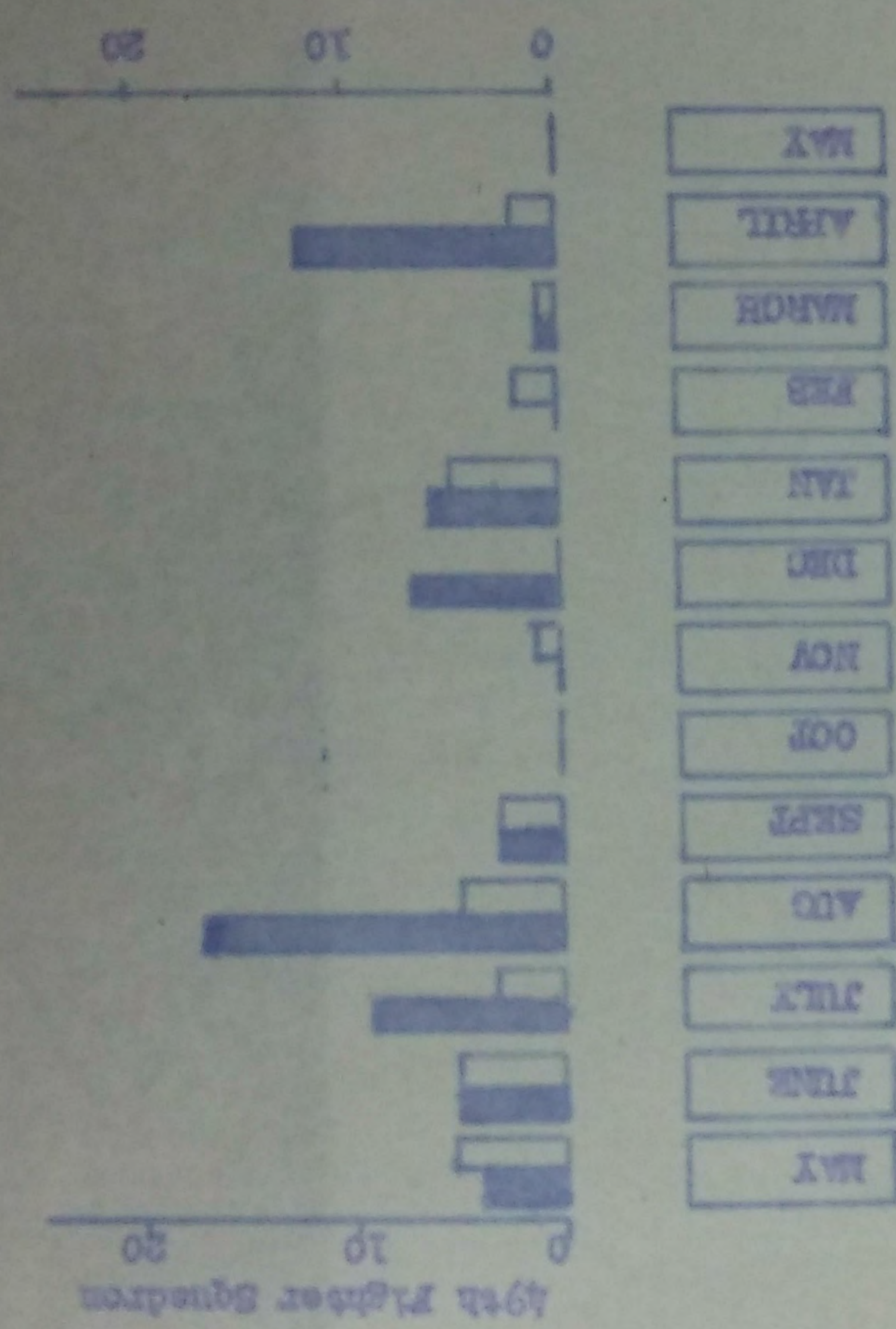
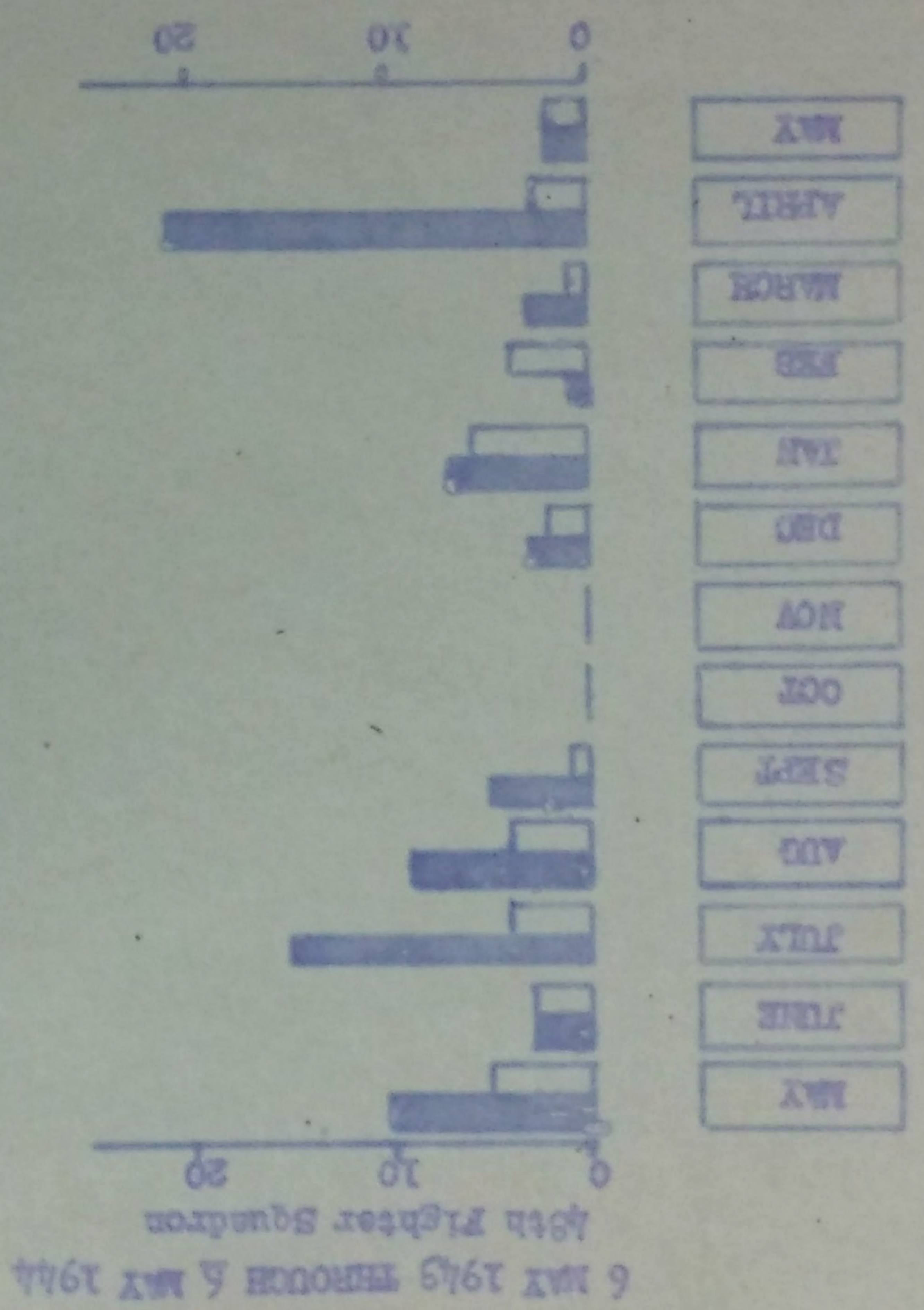



6 MAY 1943 THROUGH 6 MAY 1944

VICTORIES VS LOSSES
GROUP TOTAL

DECLASSIFIED
 Authority NND 745005

VICTORIES 
 LOSSES 



VICTORIES VS LOSSES
 BY SQUADRON TOTALS

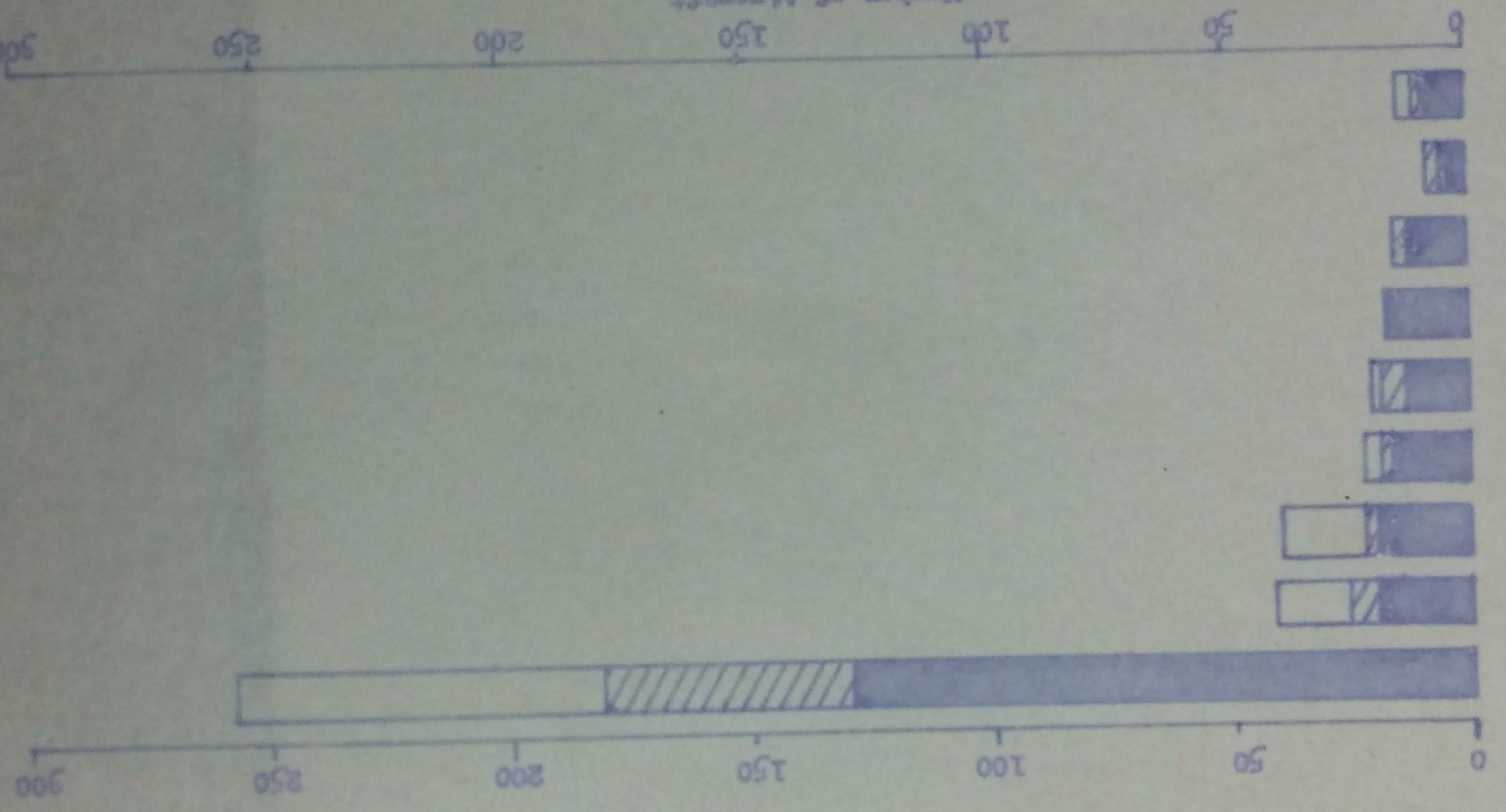
6 MAY 1945 THROUGH 6 MAY 1944

Month	97th FS	49th FS	Group Total
MAY	8	5	13
JUNE	6	5	11
JULY	17	9	26
AUG	19	15	34
SEPT	3	5	8
OCT	18	3	21
NOV	0	0	0
DEC	4	7	11
JAN	6	2	8
FEB	4	6	10
MARCH	4	7	11
APRIL	22	12	34
MAY	22	12	34
TOTAL	97	79	176

SOURCE: Group and Squadron Intelligence Reports and Claims; Form 94.

DECLASSIFIED
 Authority NND 745005

THIRDS OF ENEMY AIRCRAFT CLAIMS
 GROUP TOTAL
 6 MAY 1943 THROUGH 6 MAY 1944



Destroyed

Probably Destroyed

Damaged

- ME 109
- ME 190
- ME 202
- JU 87
- ME 110
- JU 52
- ME 210
- G 50
- Miscel

THIRDS
 OF
 AIRCRAFT

-8-

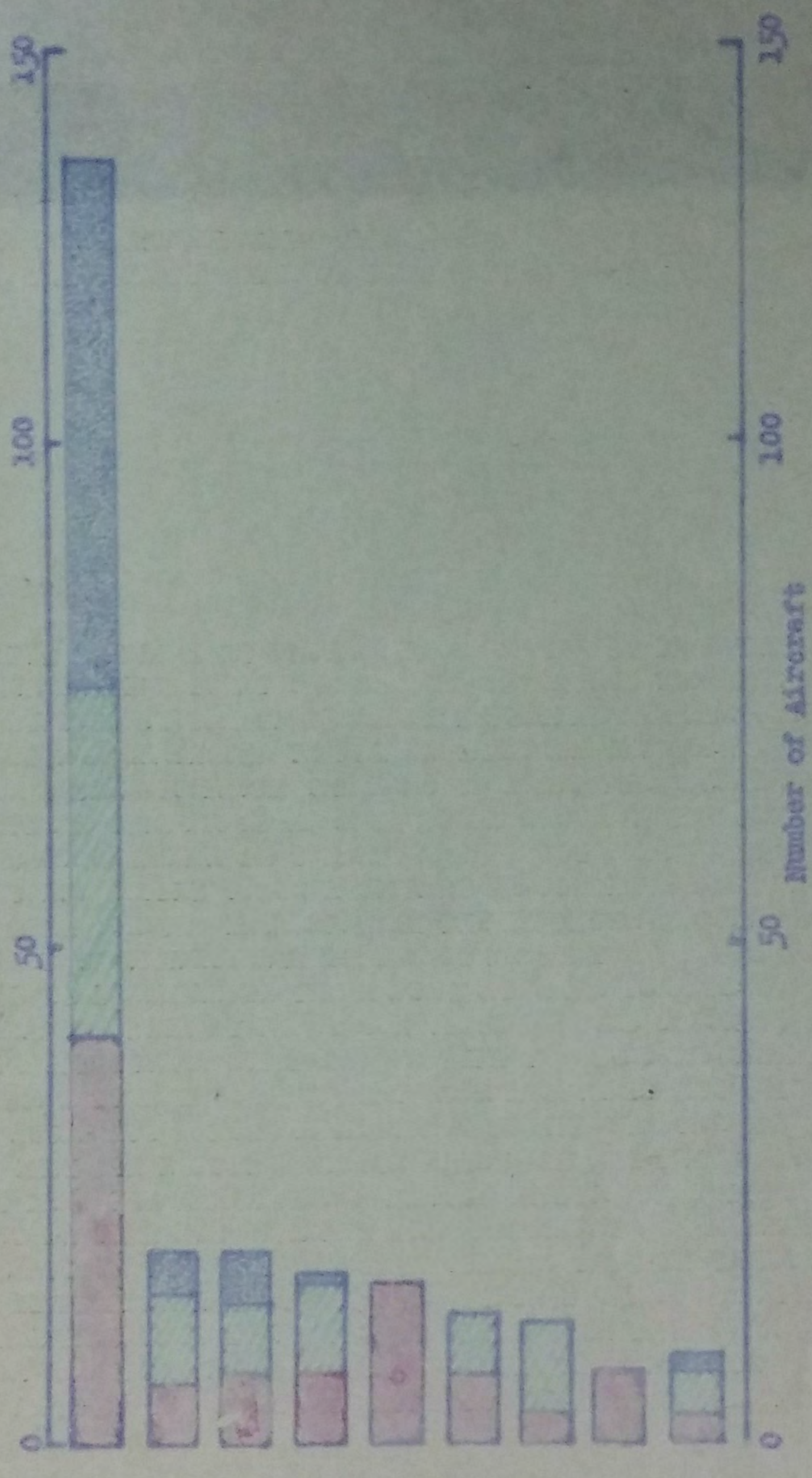
SOURCE: Squadron Record of Claims; Groups; Form 34

Group	6 MAY 1943	70	6 MAY 1944	13 OCT 1942	70	6 MAY 1944
ME 109	129	17	19	19	16	16
ME 190	19	2	16	20	6	16
ME 202	18	2	16	19	2	16
JU 87	16	4	14	14	2	16
ME 110	16	2	14	14	2	16
JU 52	16	2	14	14	2	16
ME 210	14	2	14	14	2	16
G 50	13	1	14	14	2	16
SM 79	7	1	14	14	2	16
ME 200L	1	1	14	14	2	16
ME 200	1	1	14	14	2	16
Total	259	5	172	142	58	172

ENEMY AIRCRAFT DESTROYED
BY SQUADRON TOTALS

6 MAY 1943 THROUGH 6 MAY 1944

37th Fitr Sq	48th Fitr Sq	49th Fitr Sq
--------------	--------------	--------------



ME 109	FW 190	MA 202	JU 52	JU 87	ME 110	ME 210	G 50	Miscel
--------	--------	--------	-------	-------	--------	--------	------	--------

TYPE OF AIRCRAFT

Period	37th Fitr Sq	48th Fitr Sq	49th Fitr Sq	ME 109	JU 52	FW 190	MA 202	ME 110	JU 87	JU 88	ME 210	G 50	SM 79	RE 200	MISC	TOTAL
6 MAY 1943 TO	41	35	35	7	9	7	7	6	16	1	9	7	2	1	1	97
6 MAY 1944	53	43	43	5	4	4	5	7	16	2	3	7	1	1	1	65
13 OCT 1942 TO	43	43	43	7	6	6	7	7	16	2	3	7	1	1	1	97
6 MAY 1944	43	43	43	19	10	10	7	7	11	4	11	1	3	1	2	107
6 MAY 1944	58	58	58	6	4	4	5	2	9	9	2	2	9	2	2	95

SOURCE: Squadron Records of Claims

DECLASSIFIED
Authority NND 745005

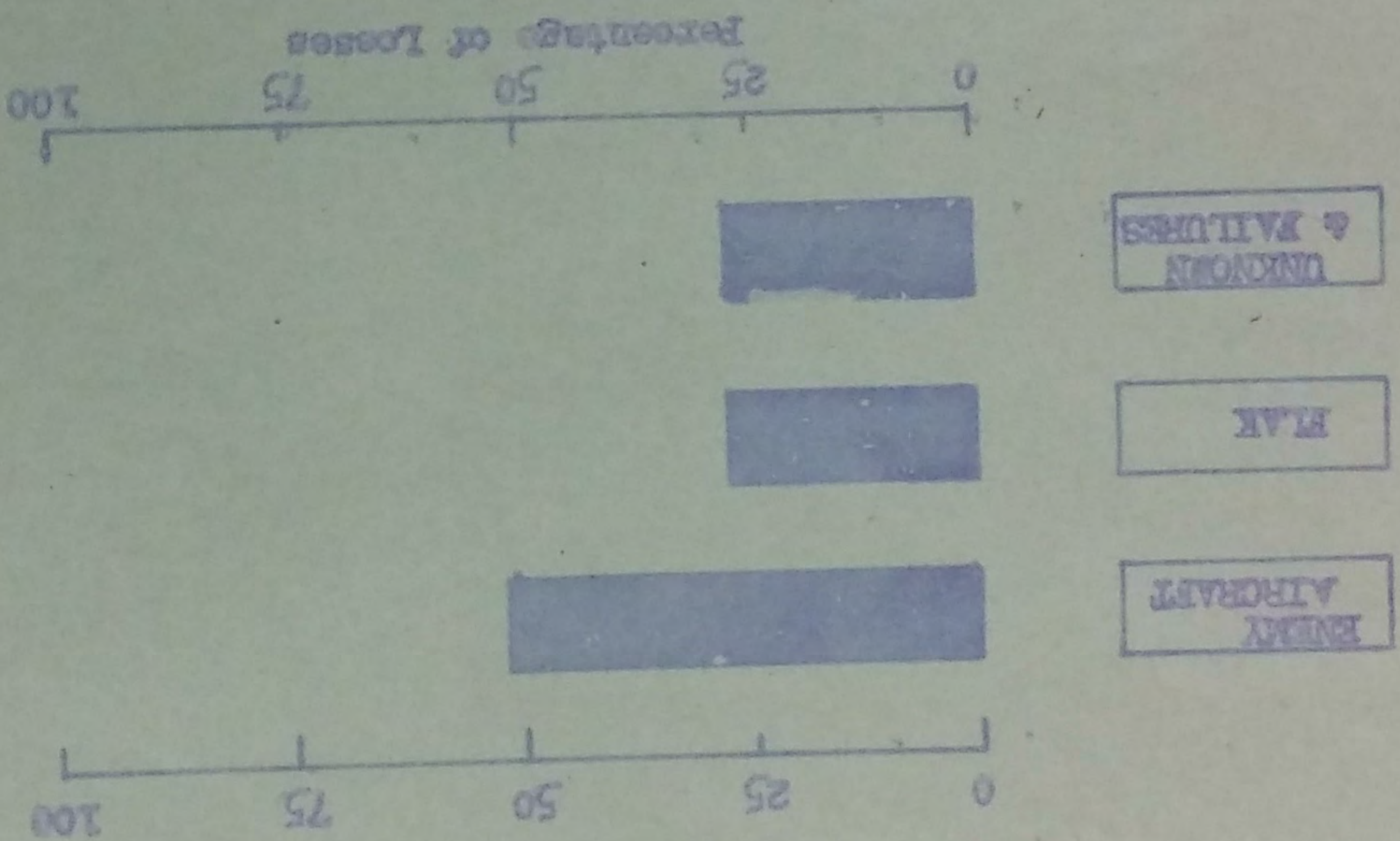
11112 FG Monthly Statistical Summary

DECLASSIFIED
 Authority NND 745005

LOSSES BY CAUSE

GROUP TOTAL

6 MAY 1943 THROUGH 6 MAY 1944




Cause	6 MAY 43-6 MAY 44		19008 42-6 MAY 44	
	No.	%	No.	%
ENEMY AIRCRAFT	44	46%	29	51%
FLAK	27	27%	21	21%
UNKNOWN & FAILURES	24	24%	129	24%

SOURCES: Group and Squadron Mission Reports; Reports; Form 34

DECLASSIFIED
 Authority: NND 745005

Note: There were no Fighter-Bomber sorties flown during the period 1 May 1944 through 6 May 1944.
 SOURCE: Squadron and Group Intelligence Reports; Reports; Form 34

MONTH	EFFECTIVE TONNAGE	LOST OR JETTISONED	FTR-BMP SORTIES	AV RTY TON PER SORT
MAY	62	3	157	.390
JUNE	167	10	427	.390
JULY	80	3	338	.240
AUG	18	-	96	.600
SEPT	166	14	421	.390
OCT	-	-	11	.630
NOV	6	1	-	-
DEC	-	-	-	-
JAN	22	5	92	.690
FEB	12	1	24	.500
MAR	-	-	-	-
APR	533	37	1446	.870
TOTAL				



DECLASSIFIED
Authority AND 745005

SECRET

AIRBORNE AND PILOTS STATIONS

SECRET

SECRET

DECLASSIFIED
Authority: NND 745005

PERCENTAGE OF AIRCRAFT OPERATIONAL
PERCENTAGE OF PILOTS OPERATIONAL

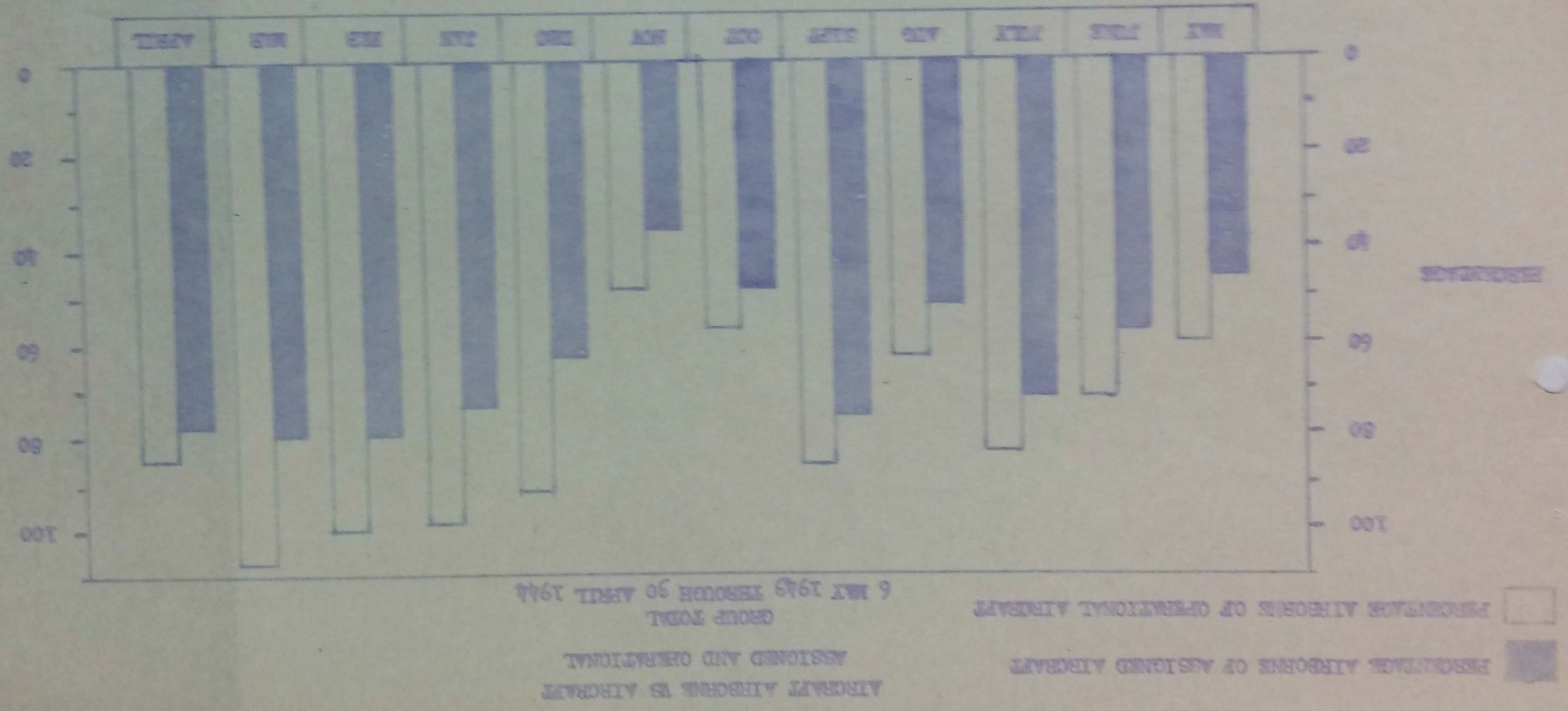
PERCENTAGE OPERATIONAL OF ASSIGNED AIRCRAFT
AND ASSIGNED PILOTS
GROUP TOTAL
6 MAY 1943 THROUGH 30 APRIL 1944



SOURCE: Ganson Reports; SGR Form 111 and 112A; SGR Form 110

Month	Average Assigned	Average A/C Operational	Average Pilots Assigned	Average Pilots Op
MAY	83	63	94	88
JUNE	90	73	100	84
JULY	83	70	94	83
AUG	88	73	106	95
SEPT	81	71	110	94
OCT	79	61	90	75
NOV	68	50	105	82
DEC	63	43	107	78
JAN	47	34	92	75
FEB	36	27	109	73
MAR	46	33	98	76
APRIL	89	66	98	80

DECLASSIFIED
Authority AND 745005



Month	Aircraft Assigned *	% Assigned to Airborne	Aircraft Operational *	% Operational to Airborne
MAY	1018	57%	1194	60%
JUNE	1219	71%	1498	71%
JULY	1469	75%	1667	83%
AUG	1390	86%	1599	86%
SEP	597	96%	1046	97%
OCT	597	96%	747	98%
NOV	777	100%	560	98%
DEC	209	100%	792	100%
JAN	171	107%	441	107%
FEB	998	68%	1469	68%

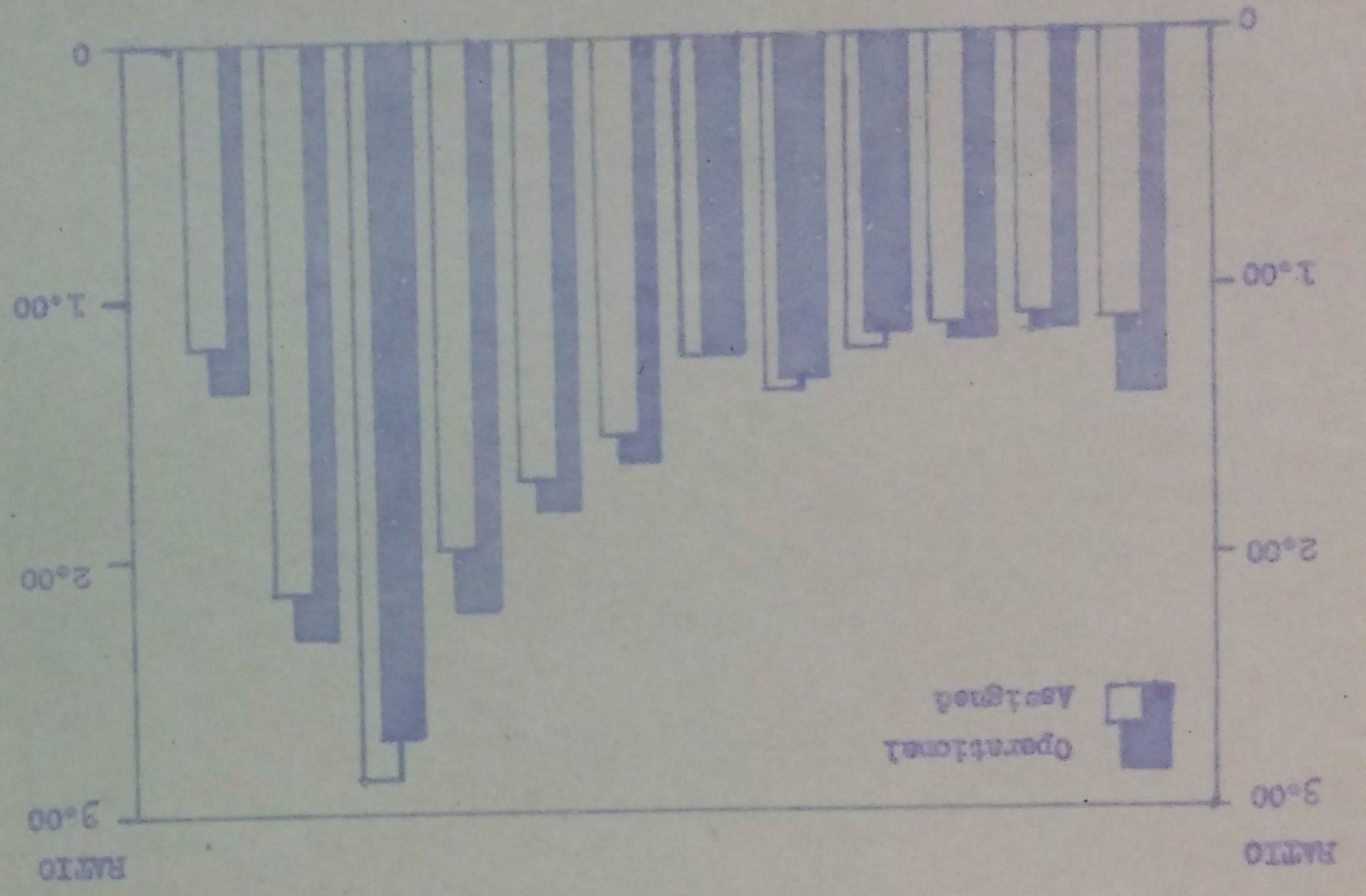
* Includes only total of daily reported aircraft assigned and operational on those days missions were flown. SOURCE: Group Reports; FORM 110, Form 941 Group; Group 52 Mission Reports

DECLASSIFIED
 Authority: NND 745005

RATIO OF PILOTS TO AIRCRAFT

GROUP TOTAL

6 MAY 1943 THROUGH 30 APRIL 1944



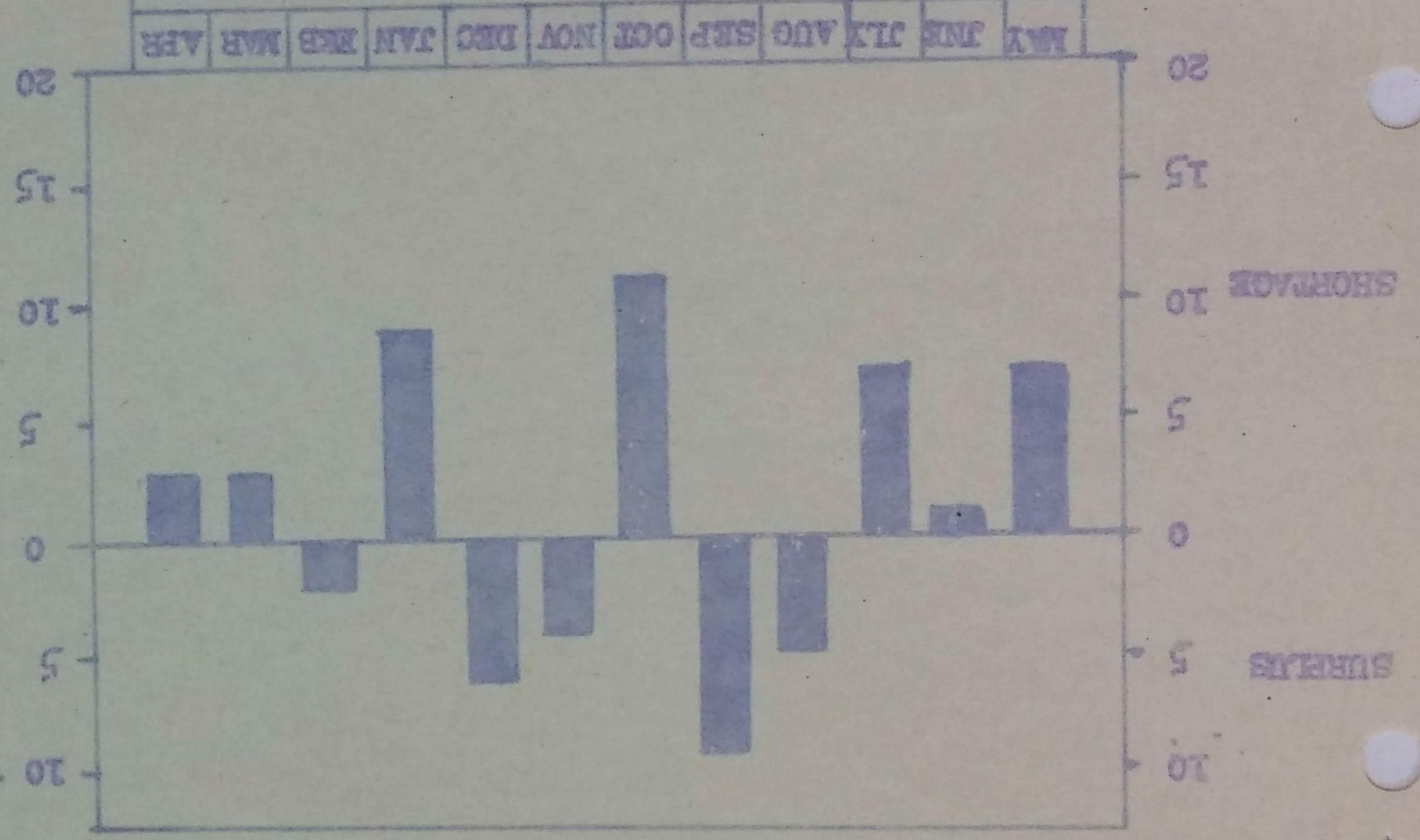
SOURCE: Sources Report 1st; SCGRU 110; SCGR 111 & 111A; SCU 110

Month	Average A/C Assigned	Average Pilots Assigned	Ratio	Average A/C Operational	Average Pilots Operational	Ratio
MAY	93	94	1.13	69	68	1.40
JUNE	90	100	1.11	73	84	1.15
JULY	89	94	1.13	70	83	1.19
AUGUST	88	106	1.20	73	95	1.16
SEPTEMBER	81	110	1.36	71	94	1.32
OCTOBER	79	90	1.23	61	75	1.23
NOVEMBER	68	105	1.54	50	82	1.64
DECEMBER	69	107	1.70	49	78	1.81
JANUARY	47	92	1.96	34	75	2.21
FEBRUARY	96	103	2.86	27	73	2.70
MARCH	46	98	2.43	33	76	2.50
APRIL	98	98	1.10	66	80	1.96

DECLASSIFIED
 Authority NND 745005

* Surplus
 SOURCE: Gerson Reports; SCOR 110; SCOR 111 & 111A; SOD 110.

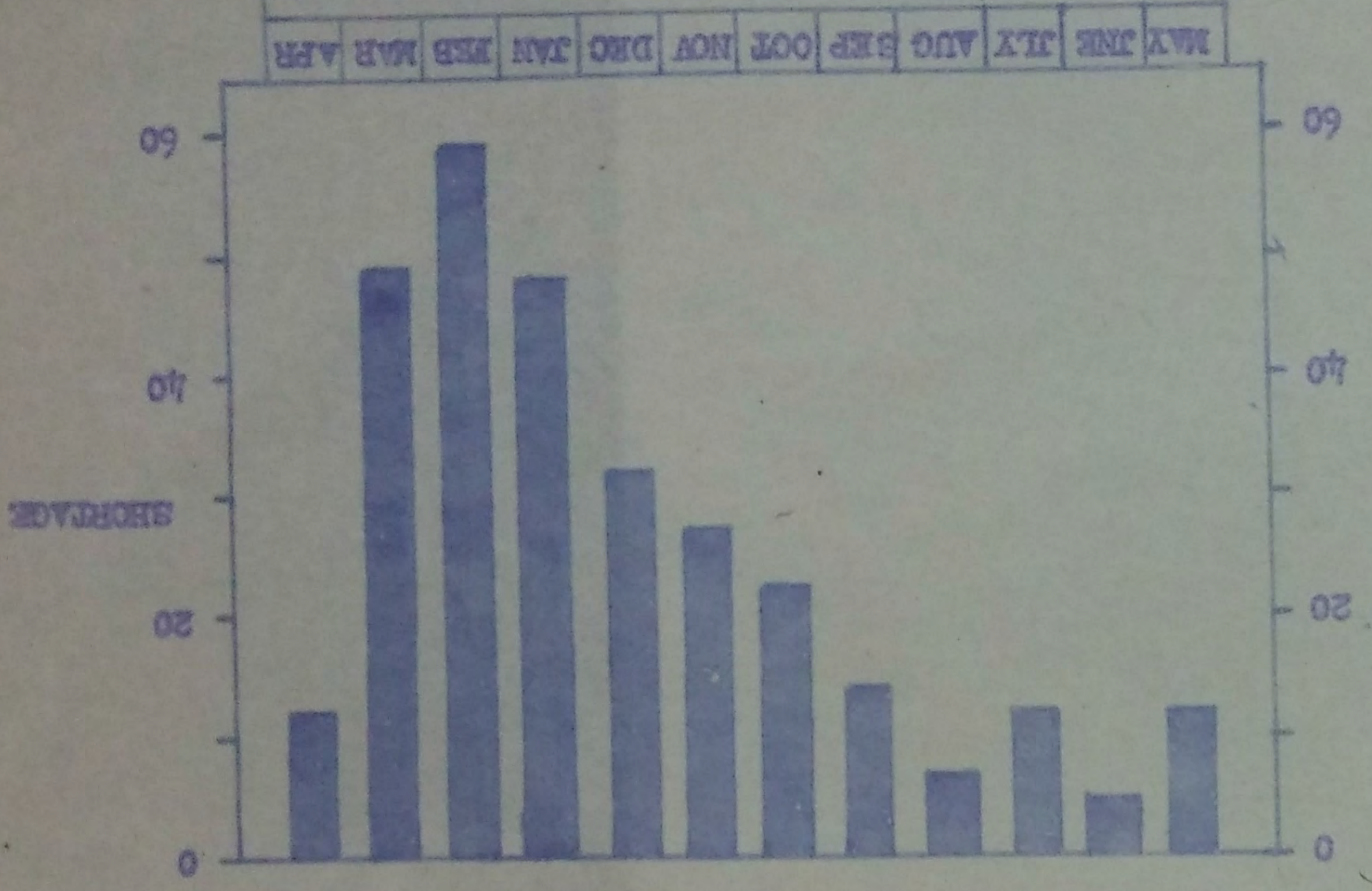
Authorized	101	101	101	101	101	101	101	101	101	101	101	101	101	101	101	101	101	101	101	101
Average Ag	94	100	94	106	110	90	105	107	92	109	98	98	98	98	98	98	98	98	98	98
Status	7	1	7	5*	9*	11	4*	6*	9	2*	9	9	9	9	9	9	9	9	9	9



SHORAGE AND SURPLUS
 OF FILMS
 GROUP TOTAL

6 MAY 1949 THROUGH 30 APRIL 1944

Authorized	95	95	95	95	95	95	95	95	95	95	95	95	95	95	95	95	95	95	95	95
Average Ag	83	90	83	88	81	73	68	63	47	36	46	83	83	83	83	83	83	83	83	83
Shortage	12	5	12	7	14	22	27	32	48	59	49	12	12	12	12	12	12	12	12	12

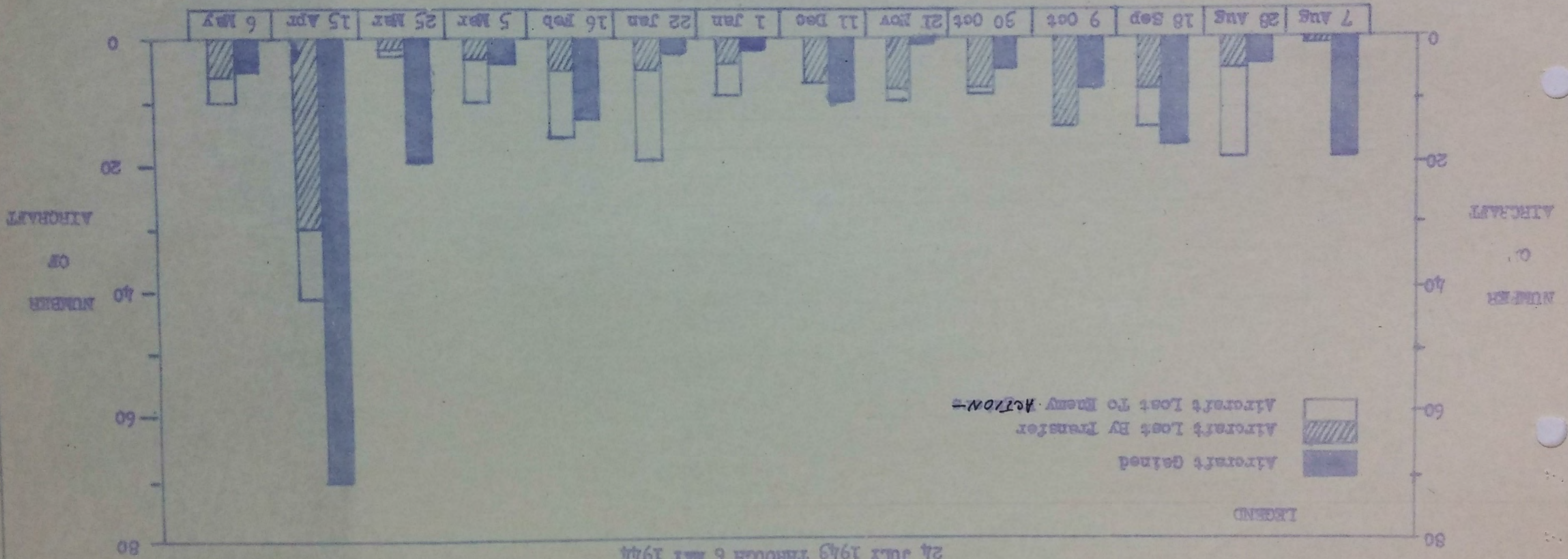


SHORAGE OF AIRCRAFT
 GROUP TOTAL

DECLASSIFIED
 Authority NND 745005

LOSSES VS REPLACEMENTS
 OF AIRCRAFT

GROUP TOTAL
 24 JULY 1949 THROUGH 6 MAY 1944



Governing periods of three weeks

Losses: By Transfer	Losses: By Enemy Act	Total Losses	Total Gains
1	-	1	19
5	14	19	4
8	6	14	17
14	-	14	8
8	1	9	5
8	2	10	1
7	-	7	10
4	5	9	2
5	14	19	2
5	11	16	13
3	7	10	4
2	1	3	20
30	11	41	70
6	4	10	5

SOURCE: SGRD 110; SGR 111A; SGR 110

SECRET

ENGINEERING AND ARMAMENT SECTIONS

PARIS 1947

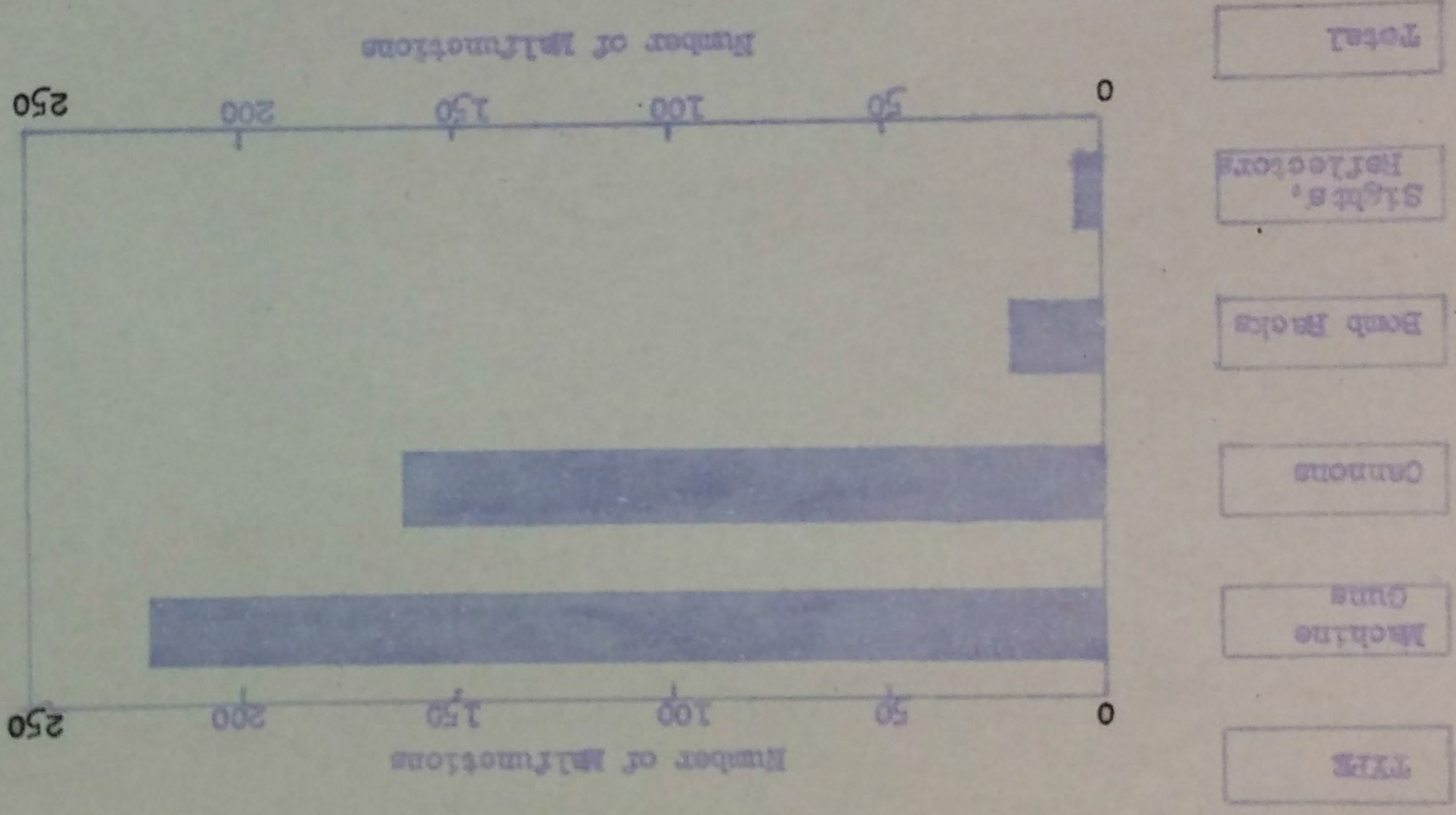
SECRET

DECLASSIFIED
Authority NND 745005

ARMAMENT MALFUNCTIONS

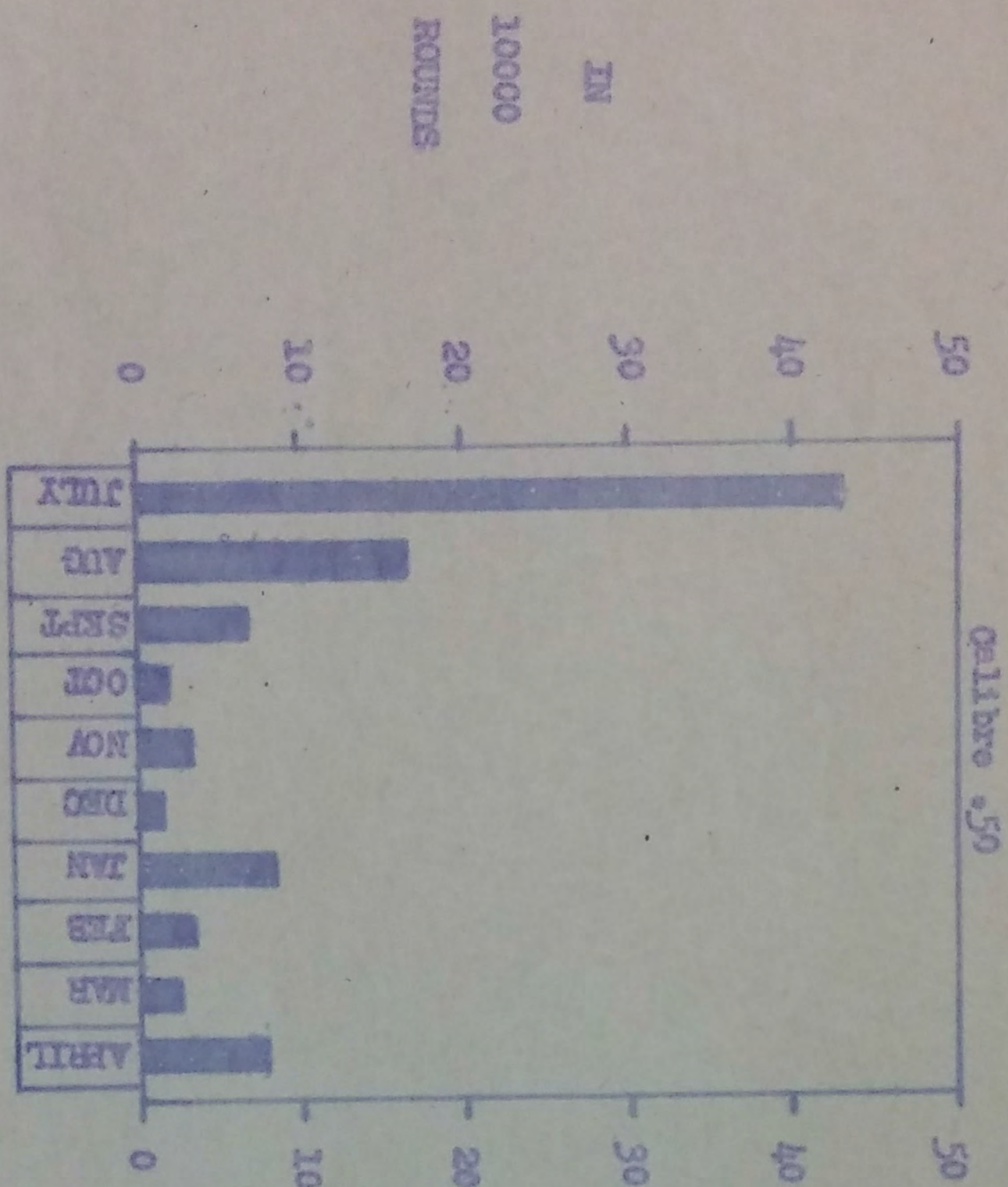
GROUP TOTAL

1 NOVEMBER 1949 THROUGH 30 APRIL 1974




SOURCE: Operational Aircraft Daily Armament Status Report.

DECLASSIFIED
 Authority NND 745005



1 JULY 1943 THROUGH 30 APRIL 1944

AMMUNITION EXPENDITURE
 COMBAT AND NON-COMBAT



Calibre	JULY	AUG	SEPT	OCT	NOV	DEC	JAN	FEB	MAR	APRIL	TOTAL
0.50	430988	140926	68441	23494	36723	18193	85471	35508	26022	83149	943927
20 mm	30689	13440	7344	2248	2959	2059	8464	4348	2827	10867	89623

SOURCE: Oprept Form 34; Ammunition Expenditure Reports.

DECLASSIFIED
Authority: NND 745005

SECRET

SECRET

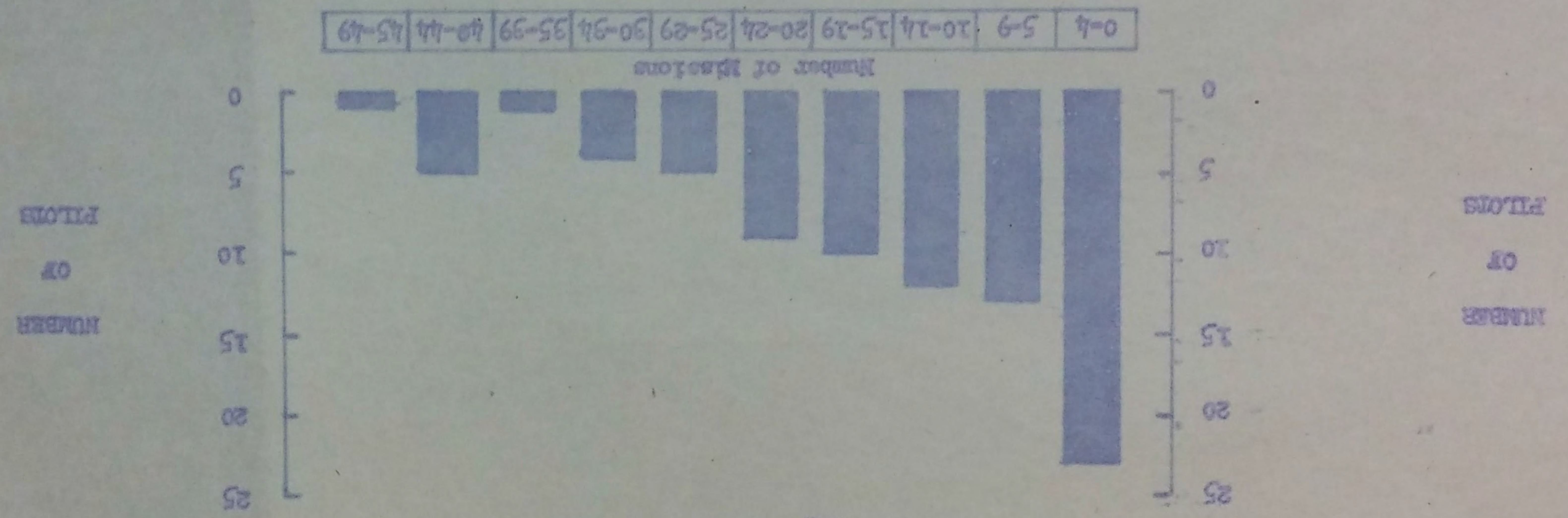
SECRET

SECRET

DECLASSIFIED
 Authority NND 745005

NUMBER OF MISSIONS PLANNED
 BY PILOTS REPORTED
 MISSING IN ACTION

GROUP TOTAL
 6 MAY 1943 THROUGH 6 MAY 1944



SOURCE: Group Intelligence Records

Number of Missions	Losses	Percentage of Total Losses
0-4	23	26%
5-9	13	16%
10-14	12	14%
15-19	10	12%
20-24	9	11%
25-29	5	6%
30-34	4	5%
35-39	1	1%
40-44	5	6%
45-49	1	1%
Total	89	100%

DECLASSIFIED
Authority NND 745005

SECRET

PART TWO

AIRBORNE AND FILTH STAFFS

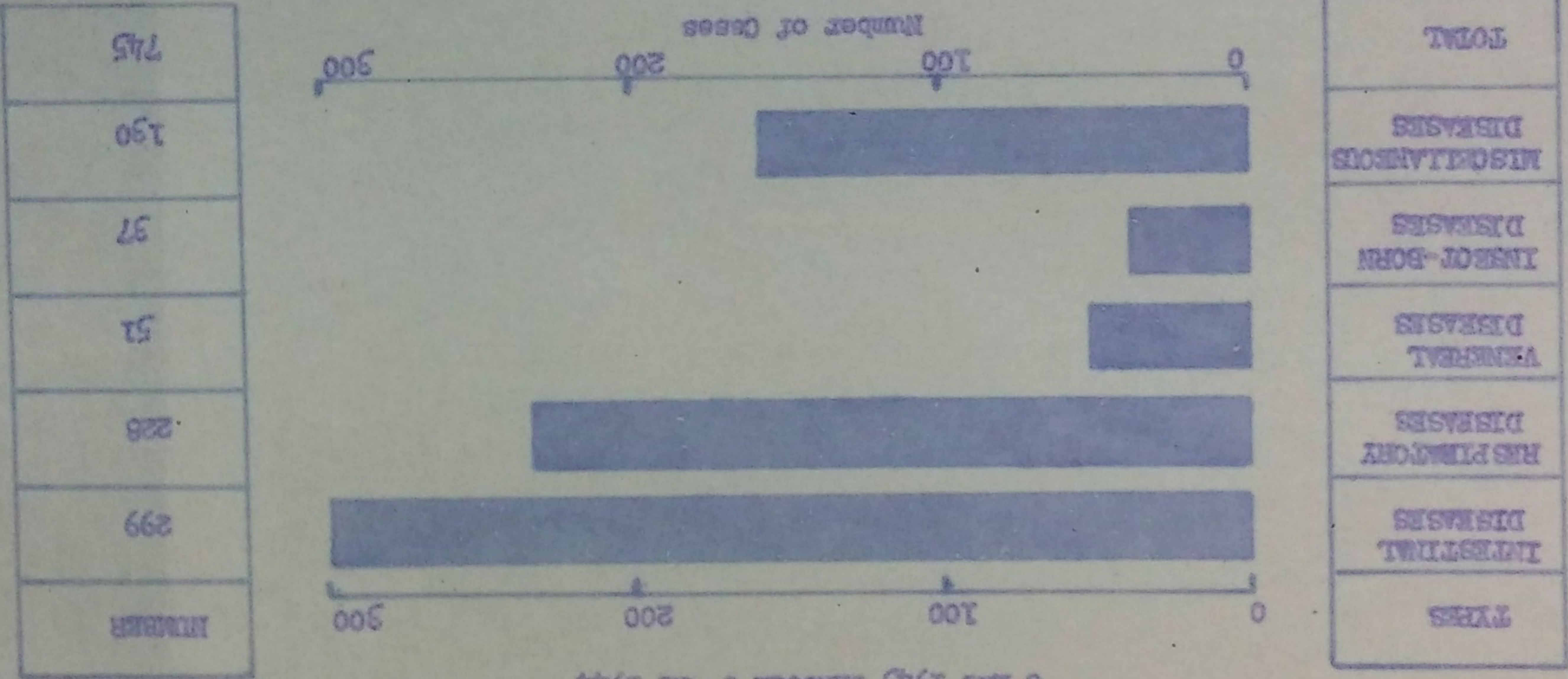
SECRET

DECLASSIFIED
 Authority: NND 745005

CASES OF COMMUNICABLE DISEASES

GROUP TOTAL

6 MAY 1949 THROUGH 6 MAY 1974



Covering Four Week Periods

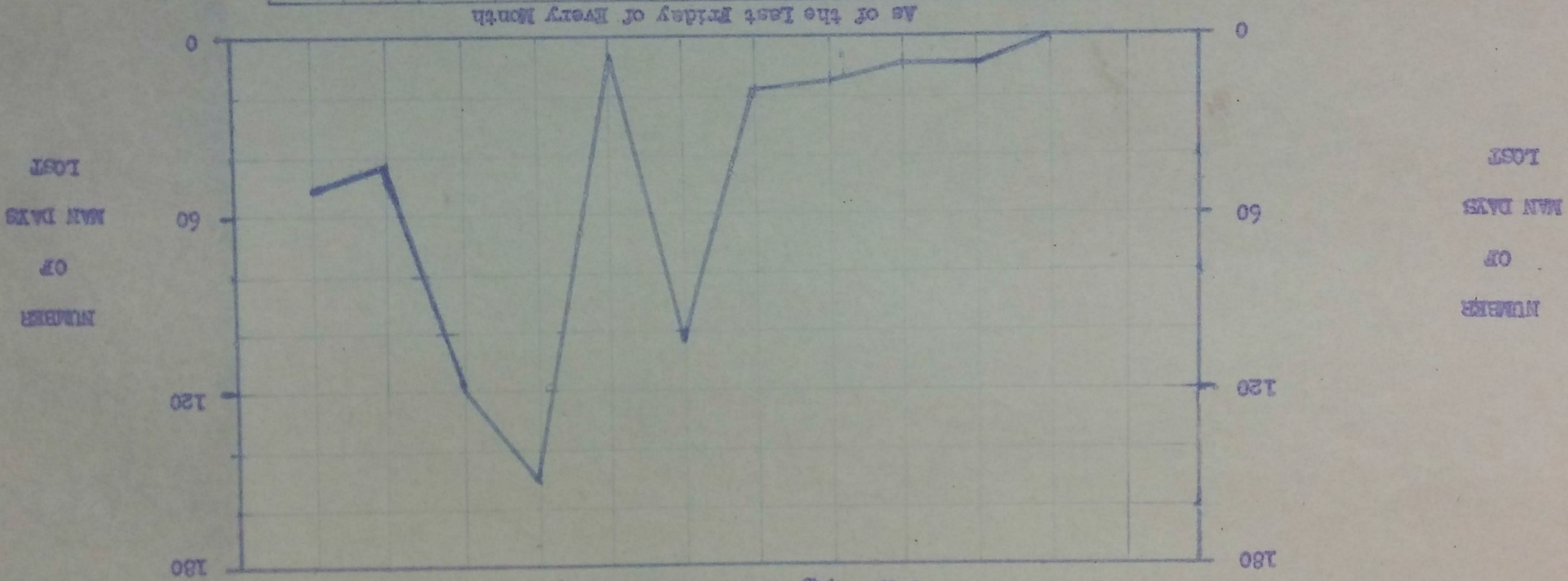
Period Ending	Intestinal Diseases	Respiratory Diseases	Venerael Diseases	Insect-born Diseases	Miscellaneous Dis	Total
14 May 11 June	51	-	-	-	-	51
9 July	49	-	2	-	-	51
6 Aug	85	-	3	1	2	91
3 Sept	49	-	3	6	-	50
1 Oct	39	-	3	3	17	62
29 Oct	9	13	3	3	27	55
26 Nov	6	1	2	-	98	107
31 Dec	3	20	3	-	8	32
28 Jan	5	24	3	3	5	56
25 Feb	8	57	-	3	10	78
31 Mar	-	84	7	6	6	109
28 Apr	1	29	7	10	19	54
6 May • Total	-	6	-	2	4	12
Total	299	228	51	37	190	745

* One Week Period
 SOURCE: Statistical Health Report - 864b

DECLASSIFIED
 Authority NND 745005

MAN DAYS LOST FROM DUTY DUE
 TO VENEREAL DISEASES

GROUP TOTAL
 1 MAY 1943 THROUGH 28 APRIL 1944



As of the Last Friday of Every Month

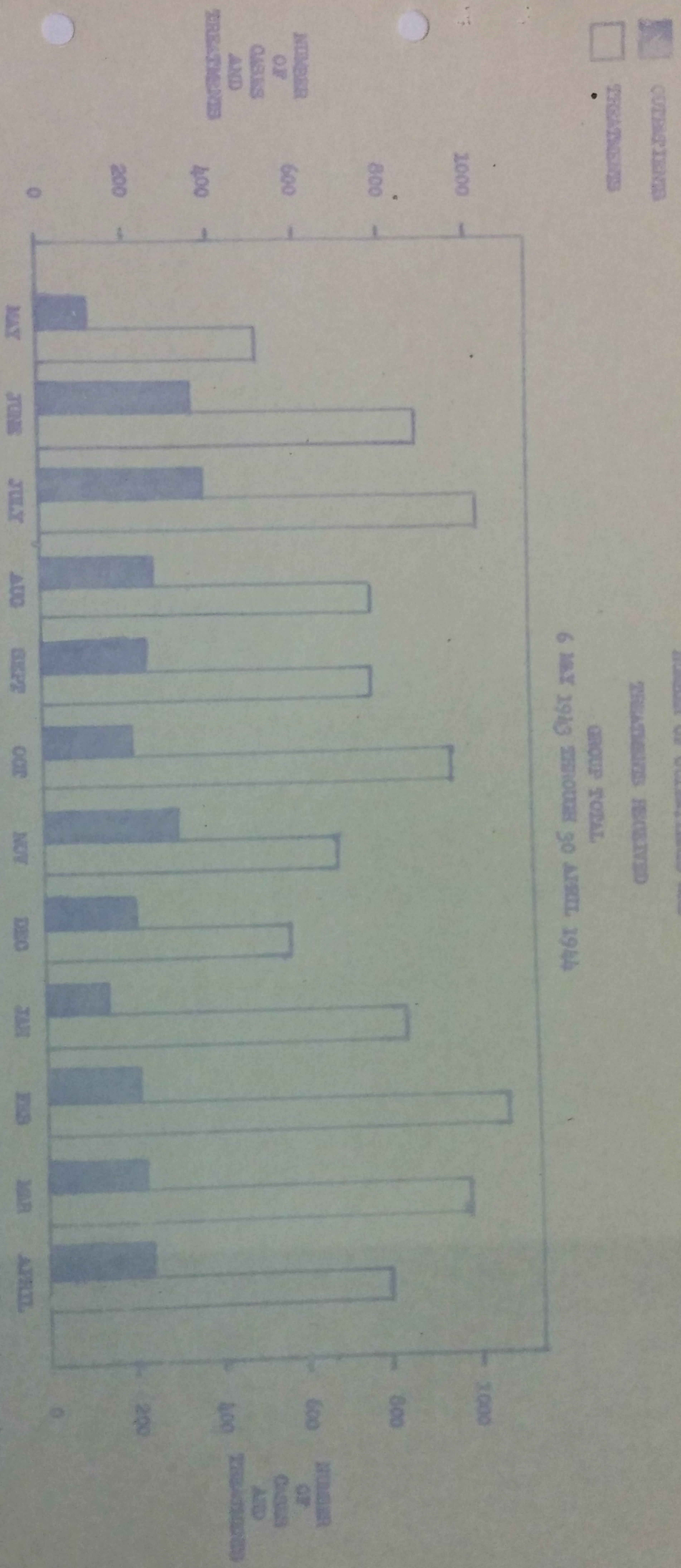
28 April	31 March	25 Feb	28 Jan	31 Dec	26 Nov	29 Oct	24 Sept	27 Aug	30 July	25 June	28 May
----------	----------	--------	--------	--------	--------	--------	---------	--------	---------	---------	--------

MAN DAYS LOST	-	-	9	9	15	17	102	5	150	120	49	51
---------------	---	---	---	---	----	----	-----	---	-----	-----	----	----

SOURCE: Monthly Report of Venereal Disease Occurring in Organizations.

DECLASSIFIED
 Authority NND 745005

NUMBER OF OUTPATIENTS AND
 TREATMENTS RECEIVED
 GROUP TOTAL
 6 MAY 1943 THROUGH 30 APRIL 1944



An Outpatient can be defined as a patient who receives treatments but is not confined in a hospital or in quarters and is present for duty.


	MAY	JUNE	JULY	AUG	SEPT	OCT	NOV	DEC	JAN	FEB	MAR	APR	TOTAL
No. of Outpatients	124	355	286	265	247	210	318	215	174	227	226	241	2833
No. of Treatments	510	988	1026	776	775	960	690	581	852	1075	982	796	10010
Average treatments per patient	4	3	4	3	3	5	2	3	5	5	4	3	3

SOURCE: Medical Form 51

DECLASSIFIED
 Authority: NND 745005

DAYS LOST BY PATIENTS
 IN QUARTERS
 GROUP TOTAL

6 MAY 1943 THROUGH 6 MAY 1944



Period	For Disease	For Injury	Total
14 May - 11 June	17	2	19
9 July - 6 Aug	184	15	206
3 Sept - 1 Oct	227	16	200
1 Oct - 29 Oct	179	1	228
29 Oct - 26 Nov	190	23	202
26 Nov - 31 Dec	154	7	161
31 Dec - 29 Jan	206	10	216
29 Jan - 25 Feb	174	3	177
25 Feb - 31 Mar	362	12	424
31 Mar - 28 Apr	311	68	379
28 Apr - 6 May	349	57	406
	130	68	198
	33		43

Governing Four Week Periods

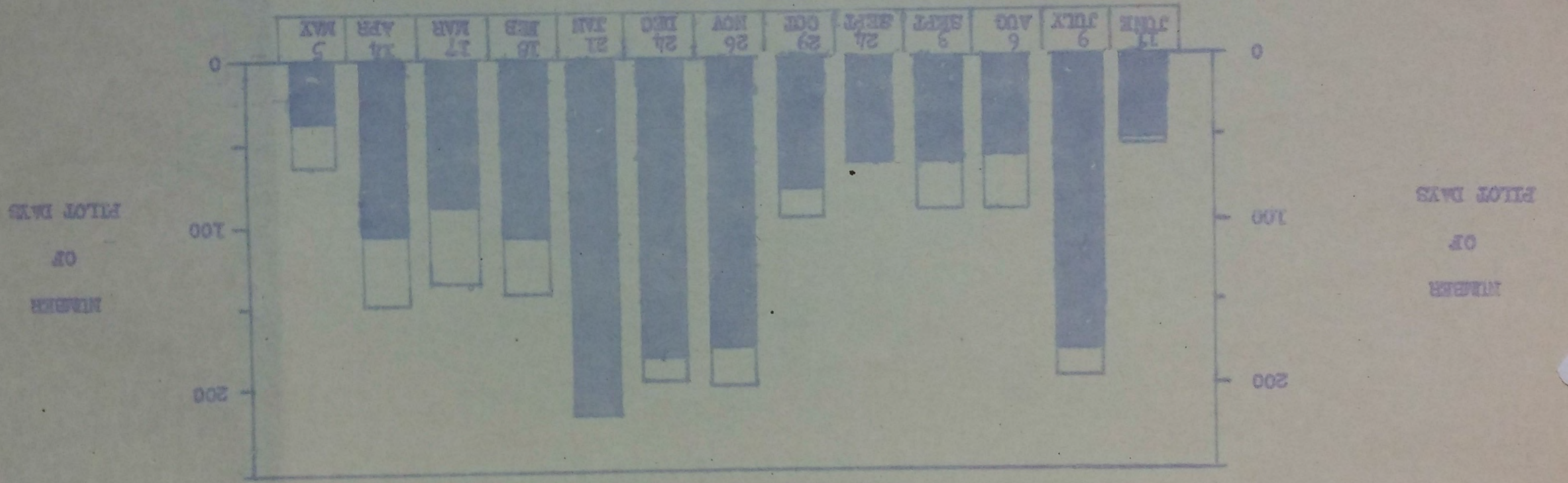
* One Week Period
 SOURCE: Statistical Health Report - 86ap

DECLASSIFIED
 Authority: NND 745005

SOURCE: Care of Pilot Report
 e Three Week Period

11 June 9 July 6 Aug	9	15	53	30	-	14	21	14	26 Nov	21 Dec	21 Jan	16 Feb	17 Mar	14 Apr	5 May
Disorders due to flying	9	15	53	30	-	14	21	14	26 Nov	21 Dec	21 Jan	16 Feb	17 Mar	14 Apr	5 May
Disorders not due to flying	45	181	47	64	64	81	179	165	199	202	202	111	90	109	39
Total Days Lost	54	196	94	94	64	95	200	199	200	202	202	114	199	152	65

Covering four week periods



14 MAY 1943 THROUGH 5 MAY 1944
 GROUP TOTAL
 ON SICK REPORT

DISORDERS DUE TO FLYING
 DISORDERS NOT DUE TO FLYING

NUMBER OF PILOT DAYS LOST