

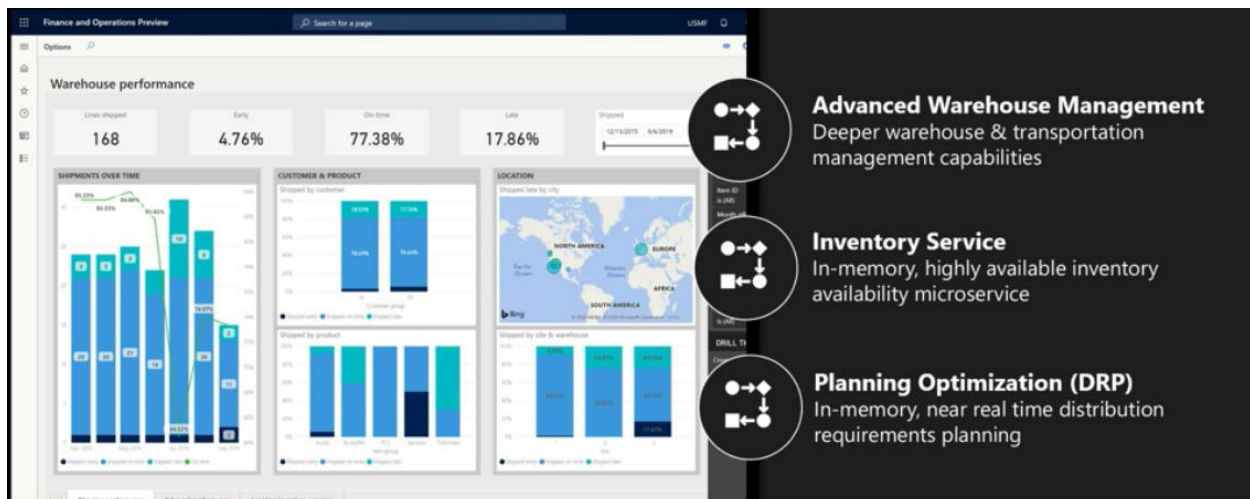
## Warehouse Management with Microsoft Dynamics 365 for Operations

Warehouse Management in Microsoft Dynamics 365 for Operations gives you the ability to automate your pick, pack, ship warehouse operations so you can achieve optimum warehouse efficiency.

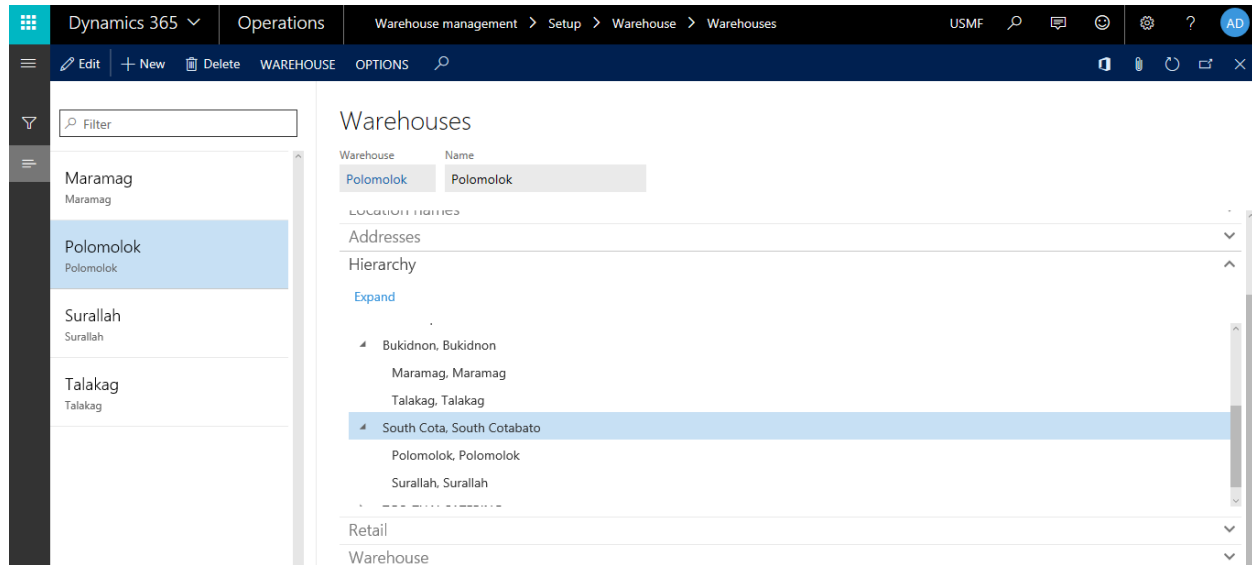
The Warehouse management module lets you manage warehouse processes in manufacturing, distribution, consumer goods, logistics retail and eCommerce companies. This module has a wide range of features to support the warehouse facility at an optimal level, at any time. Warehouse management is fully integrated with other business processes such as transportation, manufacturing, quality control, purchase, transfer, sales, and returns.

Warehouse Management in Microsoft Dynamics 365 includes

- Advanced Warehouse Management
- Inventory Management
- Inventory Optimization
- Location Control
- Inventory Allocation to Orders



**Warehouse Zoning:** Establish high- and low-priority storage areas for optimum placement of goods and block locations to restrict movement of goods. Divide your warehouse into zones to accommodate different storage needs such as temperature requirements or the rate of turnover of your inventory.



*Warehouse Setup in Microsoft Dynamics 365 ERP Software*

The Warehouse Management module within Microsoft Dynamics 365 software includes the following components:

**Placement and Storage** provide improved accuracy with RFID capabilities and allow for the specification of locations and storage policies at both the warehouse level and item level.

**Inventory Dimensions** allow inventory items to be identified by physical location (warehouse, location, and pallet); item origin (serial number and batch number); and characteristics (configuration, size, and color).

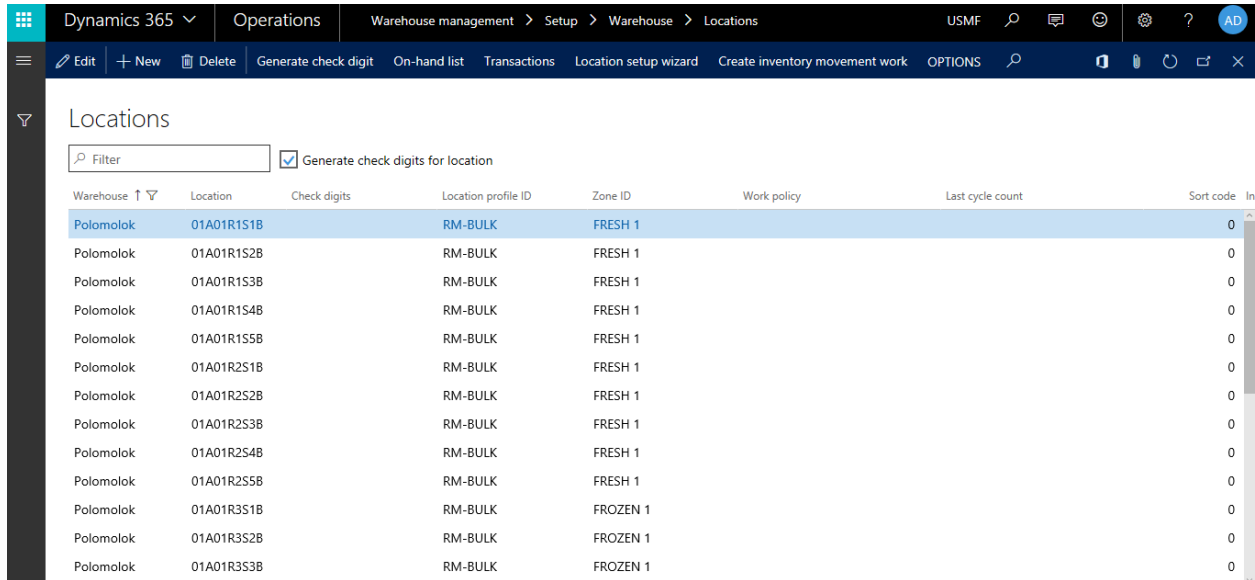
**Serial and Batch Number Control** stamps a single item or group of items with a unique tracking number.

**Random Location Storage** determines storage location based on rules such as size and volume. Storage is allocated based on the priority of picking locations first, then buffer locations.

**Arrival Journals** simplify item registration with the options of either manual or automatic put-away location suggestions. Items become available immediately after posting in Arrival Journals.

**RFID and Barcoding** register and monitor pallets and inventory items throughout the supply chain. Offers the ability to print barcoded pallet labels, location labels, and bill of lading labels. Register goods as they arrive at the warehouse, so that they are visible throughout the system before they have been placed in inventory. You can reserve items for customers, including items from a specific location or batch, while entering a sales order. This reservation is recognized by all functions in Microsoft Dynamics AX, such as inventory counts, planning of production and others, to help ensure that customer demands are satisfied.

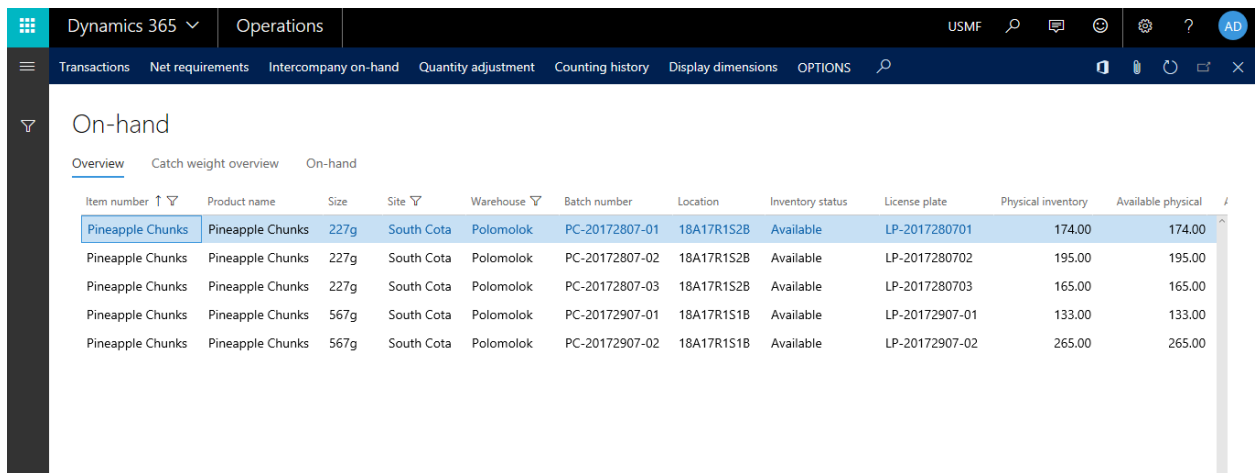
You can specify warehouse locations on multiple levels: warehouse, aisle, rack, shelf and bin. And define each location based on parameters such as space and pallet type. In addition, you can either control how items are stored based on predefined location rules, or have the flexibility to randomly manage item storage.



Warehouse	Location	Check digits	Location profile ID	Zone ID	Work policy	Last cycle count	Sort code
Polomolok	01A01R1S1B		RM-BULK	FRESH 1			0
Polomolok	01A01R1S2B		RM-BULK	FRESH 1			0
Polomolok	01A01R1S3B		RM-BULK	FRESH 1			0
Polomolok	01A01R1S4B		RM-BULK	FRESH 1			0
Polomolok	01A01R1S5B		RM-BULK	FRESH 1			0
Polomolok	01A01R2S1B		RM-BULK	FRESH 1			0
Polomolok	01A01R2S2B		RM-BULK	FRESH 1			0
Polomolok	01A01R2S3B		RM-BULK	FRESH 1			0
Polomolok	01A01R2S4B		RM-BULK	FRESH 1			0
Polomolok	01A01R2S5B		RM-BULK	FRESH 1			0
Polomolok	01A01R3S1B		RM-BULK	FROZEN 1			0
Polomolok	01A01R3S2B		RM-BULK	FROZEN 1			0
Polomolok	01A01R3S3B		RM-BULK	FROZEN 1			0

WMS supports Aisle, Bin, Rack Locations in Microsoft Dynamics 365 for Operations

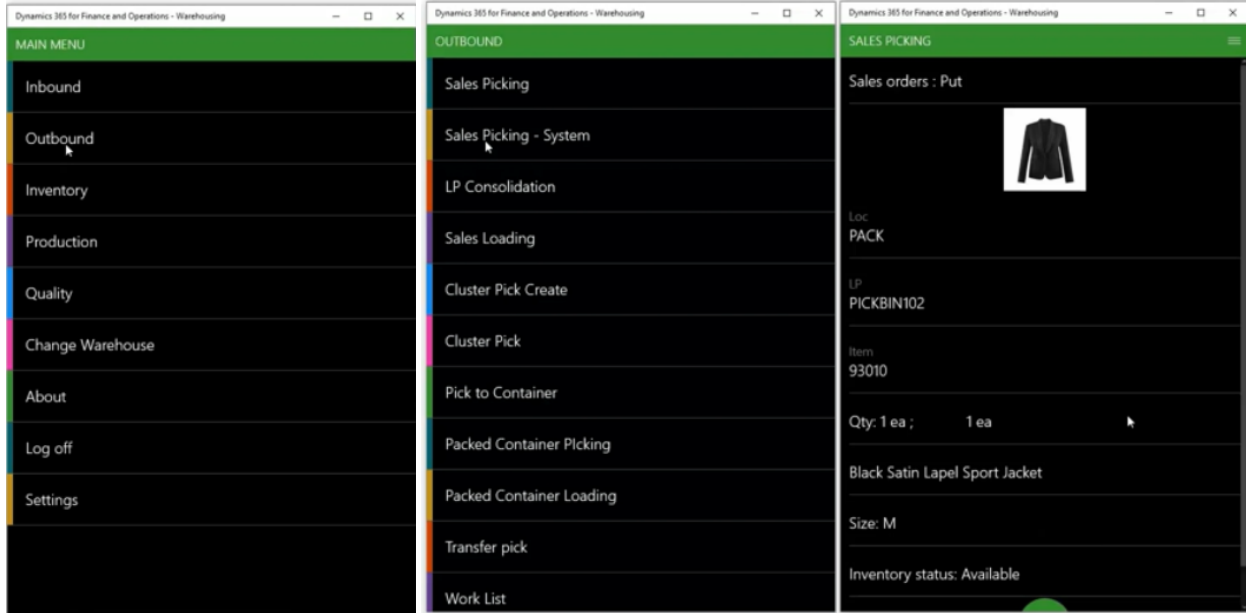
**Traceability:** In order, to track items internally and throughout the supply chain, you can automatically have inventory stamped with an inventory dimension number linked to shipments and deliveries. For improved traceability, Warehouse Management in Microsoft Dynamics 365 lets you create as many serial or batch numbers for the automatic numbering of items as you require. Determine the exact location of a specific item in your warehouse by using inventory dimensions, which can include information regarding warehouse batch number, location, pallet ID, serial number and RFID tags. Inventory dimensions, are also a powerful tool to track serial and batch numbers and can be used to get a clear overview of items in your warehouse.



Item number	Product name	Size	Site	Warehouse	Batch number	Location	Inventory status	License plate	Physical inventory	Available physical
Pineapple Chunks	Pineapple Chunks	227g	South Cota	Polomolok	PC-20172807-01	18A17R1S2B	Available	LP-2017280701	174.00	174.00
Pineapple Chunks	Pineapple Chunks	227g	South Cota	Polomolok	PC-20172807-02	18A17R1S2B	Available	LP-2017280702	195.00	195.00
Pineapple Chunks	Pineapple Chunks	227g	South Cota	Polomolok	PC-20172807-03	18A17R1S2B	Available	LP-2017280703	165.00	165.00
Pineapple Chunks	Pineapple Chunks	567g	South Cota	Polomolok	PC-20172907-01	18A17R1S1B	Available	LP-20172907-01	133.00	133.00
Pineapple Chunks	Pineapple Chunks	567g	South Cota	Polomolok	PC-20172907-02	18A17R1S1B	Available	LP-20172907-02	265.00	265.00

Inventory Traceability with Lot number and Location in Microsoft Dynamics 365 Warehouse Management Software

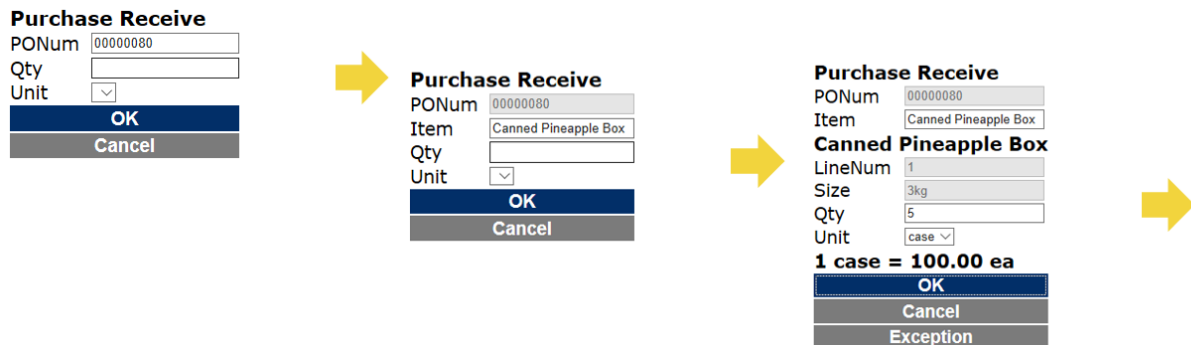
**RF and Mobile Device Support:** Full Mobile Device support for RF Guns with ability to scan bar codes and license plates.



RF Wireless Mobile Device support for WMS devices

Warehouse Management in Microsoft Dynamics 365 gives you the flexibility and control to help you optimize your warehouse processes according to your individual requirements. By improving your insight into your inventory and warehouse management tools, you are better equipped to increase customer satisfaction and reduce your costs. Flexibly manage storage of items according to different location parameters including location types, space and pallet heights. Increase your warehouse efficiency and accuracy

Warehouse Management in Microsoft Dynamics 365 helps you allocate warehouse space efficiently by automatically identifying optimal storage locations for items, based on the characteristics of items and warehouse zones. All warehouse activities are recorded in journals, so you can recreate a complete history of actions and item identifiers using an audit trail. Either Bar-coding or RFID can be used to increase the speed and accuracy of picking and putting away of items.



Receiving and Directed Put Away in a Warehouse using Microsoft Dynamics 365 ERP Software

**Assign dimensions to LP**

Item

**Canned Pineapple Box**

LP

Batch

Exp M/d/yyyy

**Qty left to receive: 500.00 ea**

Qty

Unit

**OK**  
Cancel



**Work Completed**

**Purchase Receive**

PONum

Item

Qty

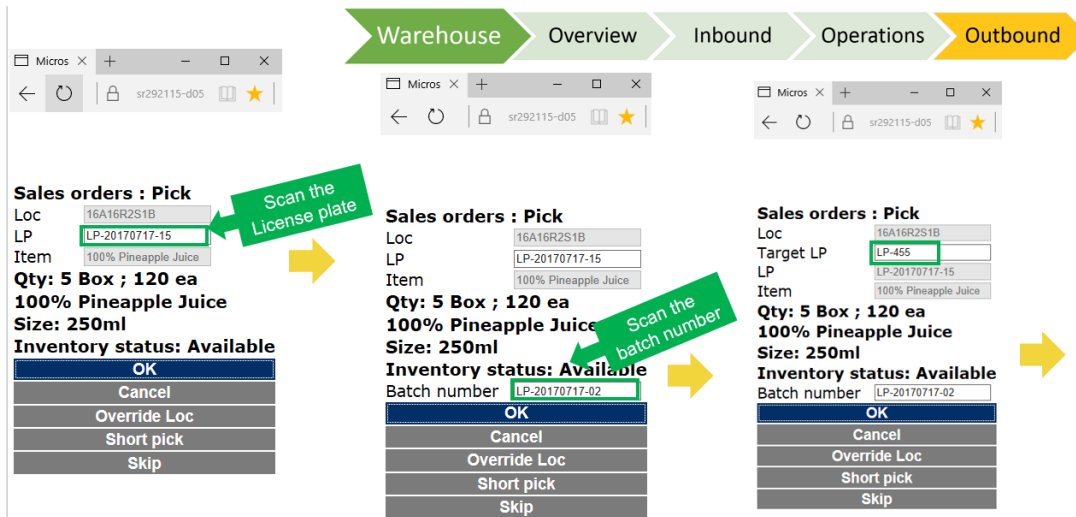
Unit

**OK**  
Cancel



License Plate Support in Microsoft Dynamics 365 Warehouse Management

Warehouse Management in Microsoft Dynamics 365 also helps you determine the most logical sequence of picking locations to optimize your picking routes and speed up order fulfillment to your customers. Picking routes are allocated by the system based on parameters such as zones, and height of locations. Several orders can be included in one route to enable better use of pallet loads and further increase warehouse efficiency. You can achieve faster picking and packing with good visibility into possible pick locations from the shipment. Advanced shipping notices help you to send information to the receiver to let them know what they are going to receive in advance. And you can improve overall efficiency with transfers, using lead time and item tracking, even including bills of lading, when moving items between warehouses.



Pick, Pack and Ship with Microsoft Dynamics 365 Warehouse Management Functionality

## About Unify Dots

UNIFY Dots helps you connect the Dots by providing solutions that enable digital transformation. Unify Dots specializes in Ecommerce, ERP, CRM, Customer Engagement, Field Service, Project Operations and Point of Sale solutions.



UNIFY Dots has local presence in Asia Pacific, Australia, New Zealand, Europe, North America and operate in a global scale with a local touch. UNIFY Dots is also committed to improving the world and has pledged donating at least 25% of its profit towards the case of helping educate children from low-income families in developing countries.

## Contact Unify Dots

Email us at [info@unifydots.com](mailto:info@unifydots.com) to get more information on implementing Microsoft Dynamics 365 Supply Chain Management or contact us by calling one of our office locations or visit us at <https://unifydots.com>

**Australia:** +61 2 4504-8307

**Malaysia:** +60 3 9212 6121

**New Zealand:** +64 9801-1069

**Philippines:** +63 2 8271 2458

**Singapore:** +65 3165-0911

**United States of America:** +1 206 452-7498