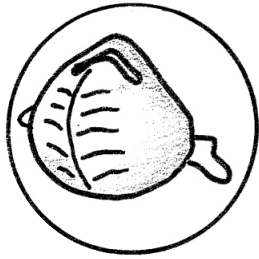
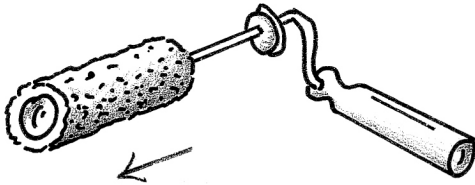


4


TOOL CLEANING & DISPOSAL / TOPCOAT PREPARATION



Roller frames and paddle rollers can be kept clean in a sealed container of acetone as long as they are put in before the material cures.



Roller sleeves can be disposed of once cured and the frame can be reused.




Do not go back on to the roof while the resin is still wet. It is ok to walk on the laminate while 'tacky' but not wet. The resin should be cured within an hour, but may take longer in very cold conditions.

To prepare the laminate for topcoating lightly sand the main laminate with 40 grit sandpaper.

Carefully sand corners and bandage joints as these will be visible from the ground.

Trim any strands from corners or trim joints with a stanley knife.

Use lead sealant to seal the C100 flashing ends to the wall and any sections of edge trim abutting wall sections.



Warning! Acetone is highly flammable and should only be stored in sealed containers! Follow handling and storage guidance.

Remove dust and debris and wipe with acetone to remove contaminants.

