


☐

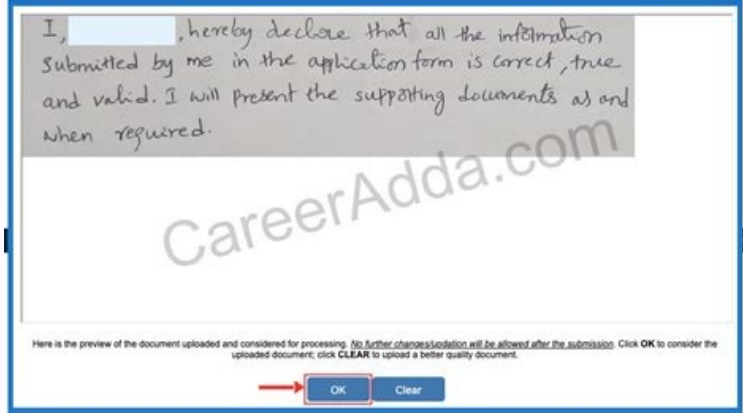
I'm not robot


reCAPTCHA


Continue

Ibps clerk handwritten declaration format pdf

IBPS Clerk Handwritten Declaration 2022: The Institute of Banking Personnel Selection has announced the IBPS Clerk 2022 recruitment notification for Office assistants. IBPS has released a total of 5830 Vacancies for IBPS Clerk 2022. Interested and eligible candidates can fill out the online application form before 1st August 2022. The candidates who are applying for IBPS Clerk Recruitment 2022, must upload a Handwritten declaration of IBPS Clerk. In this article we have given the handwriting declaration format, so keep reading. IBPS Clerk Handwritten Declaration 2022 Before getting into the details of the IBPS Clerk application form, let's have an overview of the application process: Exam Conducting AuthorityInstitute of Banking Personnel Selection (IBPS)IBPS Clerk Application StagesRegistration, Application Form Fill Up and Fee PaymentMode of ApplicationOnlineMode of Fee PaymentOnlineOfficial Websiteibps.in The text for the handwritten declaration for IBPS Clerk 2022 is as follows - "I, _____ (Name of the candidate)_____, hereby declare that all the information submitted by me in the application form is correct, true, and valid. I will present the supporting documents as and when required." The above-mentioned handwritten declaration is mandatory to be written by the candidates in their own handwriting and in the English language only. If it is written by anybody else or in any other language, the application will be not be considered valid. If the candidates are Visually Impaired who cannot write, they can get the text of the declaration typed and put their left-hand thumb impression below the typed declaration, and upload the document as per specifications. The details regarding the IBPS Clerk Handwritten declaration size 2022 are provided here with dimensions and file size. DocumentFile TypeDimensionFile SizeIBPS Clerk Hand Written Declaration 2022jpg/peg800 x 400 pixels in 200 DPI (Preferred for required quality) i.e. 10 cm x 5 cm (Width x Height)50 KB – 10 Set the scanner resolution to a minimum of 200 dpi (dots per inch).Set Colour to True Colour.File Size as specified above.Crop the image in the scanner to the edge of the photograph/signature/ left thumb impression / handwritten declaration, then use the upload editor to crop the image to the final size (as specified above).The image file should be JPG or JPEG format.



An example file name is: image01.jpg or image01.jpeg.Image dimensions can be checked by listing the folder files or moving the mouse over the file image icon.Candidates using MS Windows/MOffice can easily obtain documents in .jpeg format by using MSPaint or MS Office Picture Manager. Scanned documents in any format can be saved in .jpg /jpeg format by using 'Save As' option in the File menu. Size can be adjusted by using crop and then resize option. While filling in the Online Application Form the candidate will be provided with separate links for uploading Photograph, signature, left thumb impression and handwritten declarationClick on the respective link "Upload Photograph / signature / Upload left thumb impression / hand written declaration"Browse and Select the location where the Scanned Photograph / signature / left thumb impression / hand written declaration file has been saved.Select the file by clicking on itClick the 'Open/Upload'If the file size and format are not as prescribed, an error message will be displayed.Preview of the uploaded image will help to see the quality of the image. In case of unclear/smudged, the same may be re-uploaded to the expected clarity /quality. Check the most important points of IBPS Clerk 2022 issued by the Institute of Banking Personnel Selection for IBPS Clerk CRP XII in the table given below: Conducting AuthorityInstitute of Banking Personnel Selection (IBPS)Name of the examIBPS Clerk CRP XIIPostClerical CadreExam LevelNationalApplication ModeOnlineVacanciesTo be notifiedCategoryBank JobsLanguage of Questions13 languages including English & HindiNature of QuestionsMultiple Choice Questions (MCQ's)Exam ModeOnlineStage of IBPS Clerk ExamPrelims & Mains ExamEducation QualificationGraduateAge Limit20 years – 28 yearsOfficial Websitewww.ibps.in Candidates can check out the important dates regarding the IBPS Clerk 2022 exam here. Events of IBPS Clerk Notification 2022Expected DateIBPS Clerk Notification 2022 date30th of June 2022IBPS Clerk Application Starts on1st July 2022IBPS Clerk Application Ends on21st July 2022Admit Card for Preliminary ExamAugust 2022IBPS Clerk Prelims Exam Date 202228.08.202203.09.202204.09.2022IBPS Clerk Preliminary Exam ResultSeptember 2022Admit Card for Mains ExamSeptember 2022IBPS Clerk Mains Exam Date 202208.10.2022Provisional AllotmentApril 2023 As we all know, the IBPS has started the online application process, and all the candidates who will apply for the IBPS Clerk 2022 will be required to fill in certain details. We have provided the list of details that are to be filled in the IBPS Clerk 2022 application form. The details are: Applicant NameApplicant Father's NameApplicant Mothers NameApplicant Date of BirthStateCircleLanguageNationalityExamination CentreNationalityGenderPermanent AddressResidential AddressEducational detailsContact details The candidates will have to upload the following documents in the required size in JPEG format in the IBPS Clerk Apply Online 2022 Form. DocumentsDimensionsFile SizePassport Size Photograph200 x 230 Pixels20 – 50 KbsSignature140 x 60 Pixels10 – 20 KbsLeft Thumb Impression240 x 240 Pixels20 – 50 KbsHand Written Declaration800 x 400 Pixels50 – 100 KBs The prerequisites to fill up the IBPS Clerk Application Form are given below: Valid Mobile NumberA Valid Email AddressScanned Copy of Photograph, Signature, Left Thumb Impression, and Handwritten DeclarationA Scanned Copy of Category Certificate (if applicable)Marksheets of Class X, XII, Graduation, or Other Equivalent Exams (to fill up the form)Debit Card/Credit Card or Net Banking Details (for the Online Fee Payment) The IBPS Clerk applications will be accepted only through the online mode. Check out the steps to apply for IBPS Clerk 2020 (IBPS Clerk apply online) as under; – 1st Step: Visit the official website – ibps.in.– 2nd Step: Click on the online application link provided to apply for IBPS CRP Clerk X.– 3rd Step: A new page will open. Click on the link "Click Here to Apply Online for Supplementary Common Recruitment Process for Clerk – X".– 4th Step: A new page will open. Now click on the link that says 'Click here for New Registration'. You can find this link at the top right corner of the page.– 5th Step: Enter the basic details such as name, mobile number, email ID, etc., and submit the details. Once submitted, a 'Registration Number' and 'Password' will be generated and will be sent to the registered 'email ID' and 'mobile number'.– 6th Step: Login to your account using your 'Registration Number' and 'Password'. Now, enter your personal details, educational details, work experiences, exam center preference, etc. The IBPS Clerk Application Form filling is in three sub-sections.



So, click on the 'Save and Next button to save and move forward to the next section.– 7th Step: Upload the scanned copies of your photo, signature, thumb impression, and declaration in the prescribed format (given below). Candidates will now have to check the preview of the IBPS Clerk Application Form to validate the details entered. Candidates can edit the IBPS Clerk Application Form to make the necessary changes if needed. No further changes will be allowed once the application form is submitted. So, make sure the details are correct.– 8th Step: Now select the preferred online payment mode, such as Debit Card/Credit Card or Net Banking for the IBPS Clerk fee payment. Make the payment. An e-receipt will be generated after the successful payment of the application fee.– 9th Step: Now click on the "Submit" button for the final submission of your IBPS Clerk Application Form.–10th Step: Take a few hard copies of the IBPS Clerk Application Form and e- receipt for future reference Ans. By signing the handwritten declaration of the IBPS Clerk, candidates declare that the information submitted by them in the application form is correct, true, and valid. Ans. The handwritten declaration should be written in English. Ans. The instructions to upload the handwritten declaration are explained above. Ans. Candidates need to fill out the application form online. Ans. The file size of the handwritten declaration should be between 50 kb to 100 kb. Ans. The format of the IBPS Clerk handwritten declaration should be in jpg/jpeg format. Dream Big Institution App Banner Related IBPS RRB Handwritten Declaration 2021: As we all know, the Institute of Banking Personnel Selection has released the notification for the recruitment of IBPS RRB 2021. A total number of 12,810 vacancies are revised again for the IBPS RRB 2021 recruitment on 24 June 2021 of IBPS RRB Officers Scale-I, II, III and office Assistants. All the candidate who are willing to appear in the IBPS RRB 2021 can apply for the recruitment till 28 June 2021 i.e. today. While filling the application, many students facing and having doubts relating to the IBPS RRB declaration sample. Hence, the Bankersadda team is providing you all the necessary details regarding the Handwritten declaration in this article. IBPS RRB 2021 Notification Out- Click here to Download PDF IBPS RRB Handwritten Declaration 2021 Format Form PDF While applying online for IBPS RRB Office Assistant and Officer Scale-I, II & III, all the candidates have to submit the IBPS RRB handwritten declaration sample. The format is given below, which all the candidates have to write in English on their own. If anyone else writes it, it will be considered invalid. IBPS RRB Handwritten Declaration Sample "I, _____ (Name of the candidate), hereby declare that all the information submitted by me in the application form is correct, true, and valid. I will present the supporting documents as and when required." Guidelines for Scanning IBPS RRB Handwritten Declaration 2021 Candidates need to know about the guidelines before uploading the IBPS RRB declaration sample, which is given below: 1. The candidate has to write the declaration on plain white paper in English. 2. The declaration should be written with a black pen. 3. The file should be in JPG/JPEG format. 4. The file size should be between 50 – 100 kb. 5. The dimension of the IBPS RRB declaration sample should be 800 x 400 pixels Click Here to Apply Online for IBPS RRB Recruitment 2021 IBPS RRB Exam 2021: Important Dates IBPS RRB Exam 2021 Important Dates S. No. Important Events Dates 1 IBPS RRB Online Application Starts 8th June 2021 2 Last Date to Apply 28th June 2021 3 IBPS RRB PO Prelims Exam 1st, 7th & 8th August 2021 4 IBPS RRB Clerk Prelims Exam 14th & 21st August 2021 5 IBPS RRB PO MainsExam 25th September 2021 6 IBPS RRB Clerk Mains Exam 3rd October 2021 7 IBPS RRB Officer Scale-II, III Single Exam 25th September 2021 IBPS RRB 2021 Application Fees The application fees of IBPS RRB 2021 is given below for different category. General/EWS – Rs. 850/- SC/ST/PWD – Rs. 175/- Also Check: IBPS RRB Salary 2021- Click Here Mission IBPS RRB PO/Clerk 2021: Study Plan How To Fill Bank Preference in IBPS RRB Application Form 2021 for Clerk/PO FAQs: IBPS RRB IBPS RRB Declaration 2021 Q1. What is the Handwritten Declaration form? Ans. The Handwritten Declaration form is the document required at the time of form filling. Candidates have to write this form in English on White paper. Q2. Is the IBPS RRB Handwritten Declaration Sample mandatory? Ans. Yes, the IBPS RRB Declaration Sample is mandatory while applying online. Q3. What should be the file size of the IBPS RRB declaration sample? Ans. The IBPS RRB declaration sample should 50 – 100 kb. Q4. What is the format of the IBPS RRB declaration sample? Ans. The IBPS RRB declaration sample is in JPG/JPEG format. Q5. What is the dimension of the IBPS RRB handwritten declaration sample? Ans. The dimension of the IBPS RRB declaration sample should be 800 x 400 pixels.