

1 Ground Plan
Scale: 1/8" = 1'-0"



2 Left Isometric View
Scale: 1/4" = 1'-0"

| | |
|-------------------------------|--------|
| Movie Prop 3D Model | |
| Ground Plan | |
| Scale: AS NOTED | |
| Date of Drawing: 02.10.22 | |
| Drawn By: Stephanie Bernardin | |
| PLATE | 1 OF 3 |



1 Structure
Scale: 1/4" = 1'-0"



2 Roof Detail
Scale: 1/2" = 1'-0"



3 Roof Top
Scale: 1/2" = 1'-0"



4 Right Isometric
Scale: 1/2" = 1'-0"

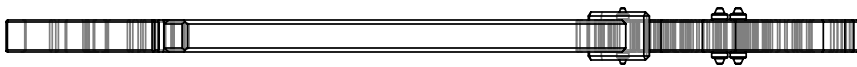
Movie Prop 3D Model

Structure Details

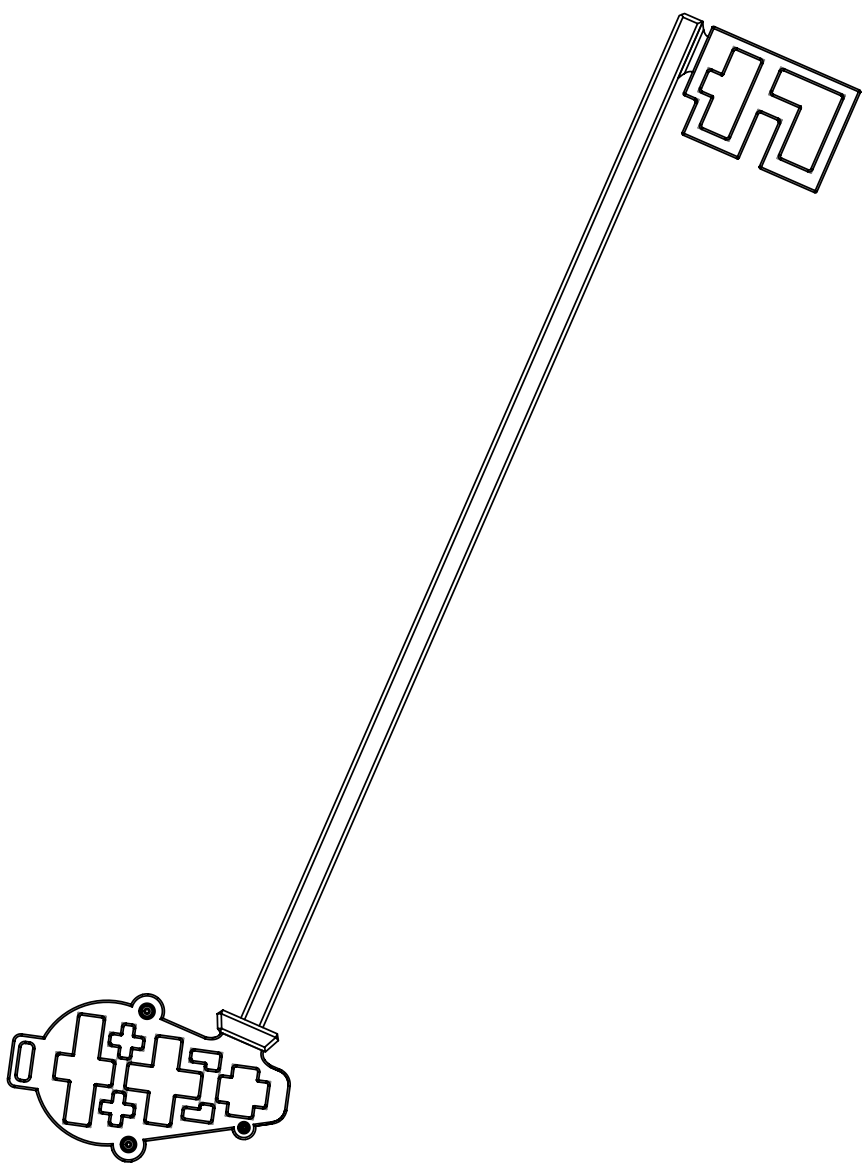
Scale: AS NOTED
Date of Drawing: 02.10.22
Drawn By: Stephanie Bernardini

PLATE

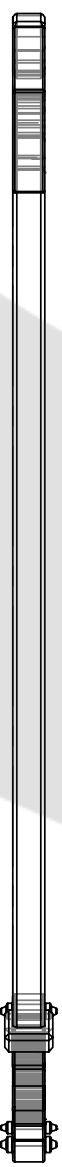
2 OF 3




1 Top
Scale: 1/2" = 1'-0"



2 Rear
Scale: 1/2" = 1'-0"



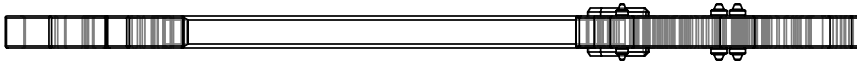
3 Left
Scale: 1/2" = 1'-0"



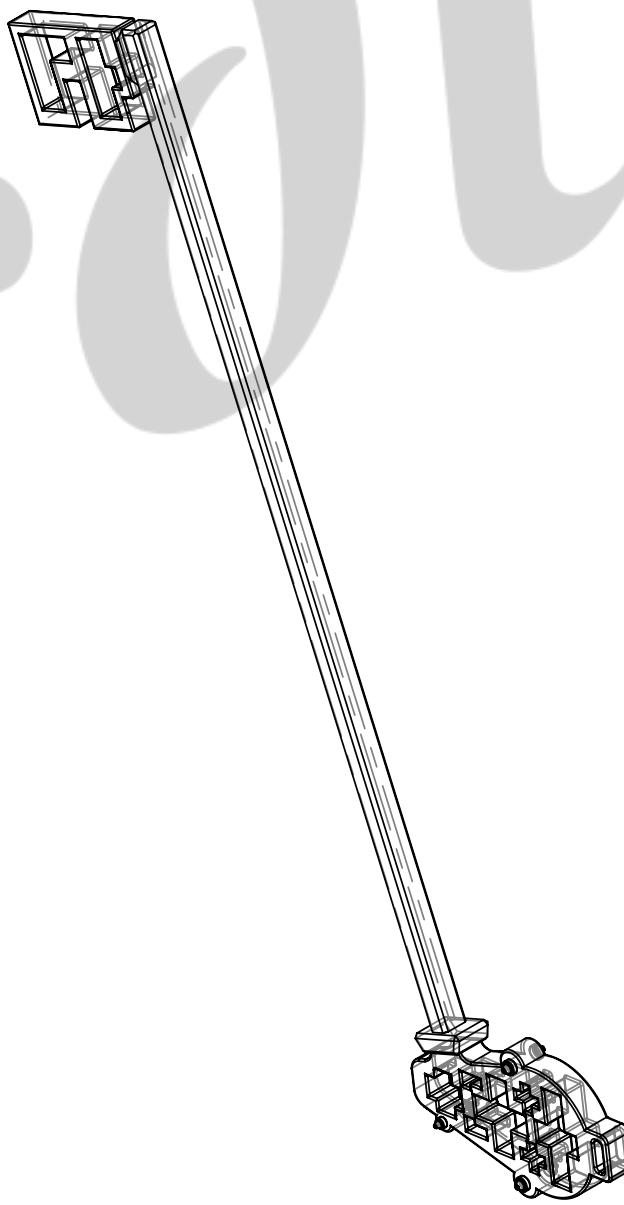
4 Front
Scale: 1/2" = 1'-0"



5 Right
Scale: 1/2" = 1'-0"



6 Bottom
Scale: 1/2" = 1'-0"



7 Iso Hidden
Scale: 1/2" = 1'-0"



8 Final Quality
Scale: 1/2" = 1'-0"



Movie Prop 3D Model

Prop Orthographic

Scale: 1:1
Date of Drawing: 02.10.22
Drawn By: Stephanie Bernardini

PLATE

3 OF 3