



NC 2-1-1

Jun 21, 2017 to Jun 20, 2018

TOTAL CALLS **120,603**

TOTAL REQUESTS **138,043**

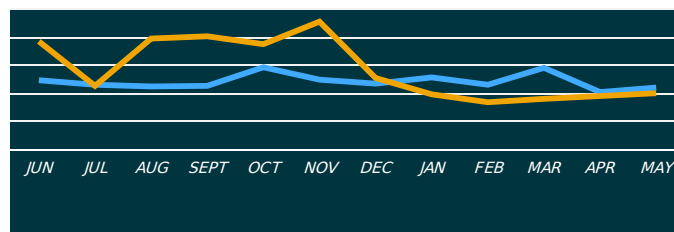
FOR COUNTIES: Alamance, NC



Top Request Categories

Housing & Shelter	401
Food	98
Utilities	427
Healthcare	84
Mental Health & Addictions	57
Employment & Income	79
Clothing & Household	54
Child Care & Parenting	7
Government & Legal	48
Transportation Assistance	33
Education	8
Disaster	1
Other	165
Total for top requests	1,462

ALL TOP REQUESTS IN THE LAST YEAR AND PRIOR YEAR





NC 2-1-1

Jun 21, 2017 to Jun 20, 2018

TOTAL CALLS **120,603**

TOTAL REQUESTS **138,043**

FOR COUNTIES: Alamance, NC




Housing & Shelter

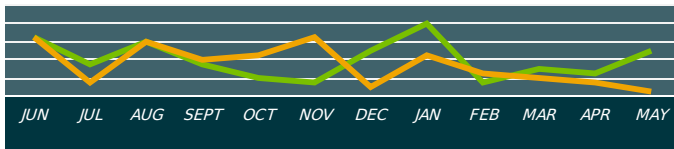
401

Shelters	96
Low-cost housing	55
Home repair/ maintenance	34
Rent assistance	203
Mortgage assistance	10
Landlord/ tenant issues	1
Contacts	1
Other housing & shelter	0

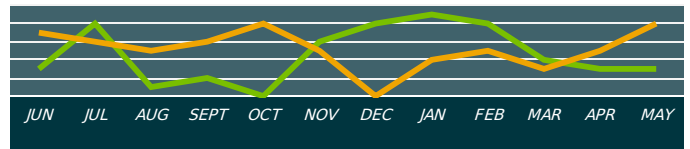
Housing & Shelter requests in the last year and prior year



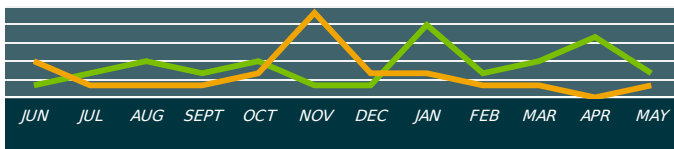
Shelters requests in the last year and prior year



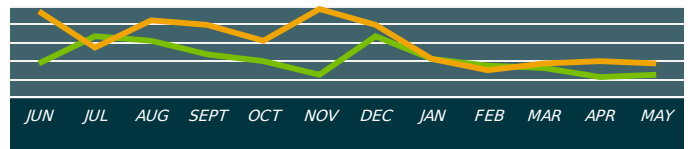
Low-cost housing requests in the last year and prior year



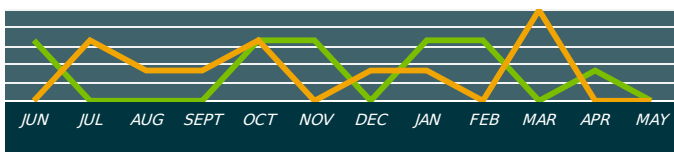
Home repair/ maintenance requests in the last year and prior year



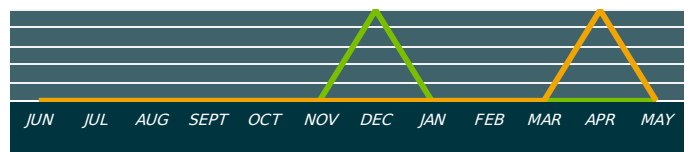
Rent assistance requests in the last year and prior year




Mortgage assistance requests in the last year and prior year



Landlord/ tenant issues requests in the last year and prior year



Contacts requests in the last year and prior year



Other housing & shelter requests in the last year and prior year

