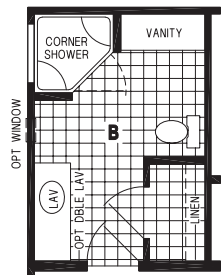


RAMADA VALUE

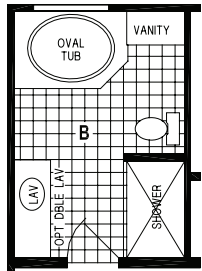
SKYLINE HOMES OF McMinnville, OREGON

9231CT/5628

OPTION SLIDING
GLASS DOOR



OPTION CORNER
SHOWER BATH



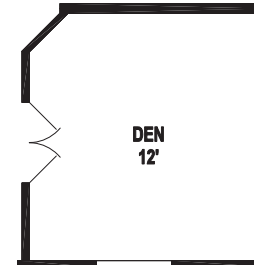
OPTION DELUXE
BATH



1,512 SQ. FT. • 4 BEDROOM • 2 BATH • CATHEDRAL THRU-OUT

ALTERNATE DOOR
LOCATION

OPTION DEN



SKYLINE
BRINGING AMERICA HOME. BRINGING AMERICA FUN.
WWW.SKYLINEHOMES.COM



RAMADA VALUE

SKYLINE HOMES OF McMinnville, OREGON

9231CT/5628

STANDARD FEATURES

LIVING AREAS

- Carpet and Rebond Pad in Bedrooms, Living Room and Hall
- 2-Panel Beaded Interior Passage Doors
- Entry Linoleum

KITCHEN

- Choice of (2) Natural Hardwood Cabinets (Butternut or Espresso)
- White or Black Whirlpool Appliances
- Residential Hidden Cabinet Door Hinges
- Full Extended Drawer System with Ball Bearing Guides
- Lined Overhead Cabinets with Adjustable Shelves
- Bank of Drawers
- 6" Formica Backsplash with Formica Edge
- Stainless Steel Sink with Single Lever Faucet
- 18 Cu. Ft. Double Door Frost-Free Refrigerator
- 30" Deluxe Electric Range with Glass, Clock and Timer

BATHROOMS

- 60" Fiberglass Tub/Shower Combo
- Single Lever Tub/Shower Faucet
- 6" Formica Backsplash with Formica Edge
- China Lav Sinks
- Dual Handle Lav Faucet
- Power Vent Fan with Light
- Elongated China Commode
- Residential Height Countertop

ADDITIONAL FEATURES

- 30# Roof Load
- 30-Year Fiberglass Class "A" Fire Rate Shingles
- Nominal 3/12 Roof Pitch
- 90" Sidewall Height
- Cathedral Ceilings Throughout
- Residential Finished Drywall Throughout
- 2 x 6 Sidewalls, 16" O. C.
- 2 x 6 Floor Joists, 16" O. C.
- Tongue and Groove Floor Decking

- Energy Star Rated Low "E" Vinyl Windows
- 36" 6-Panel In-Swing Fiberglass Front and Rear Doors with Deadbolts (per model specific)
- Fiber Cement Siding
- 30 Gallon Electric Water Heater with Dual Element
- 200 AMP Service
- Electric Forced Air Furnace
- Insulated Fiberglass Heat Ducts
- Plumb for Washer; Wire for Dryer
- Residential PEX Water Lines
- Whole House Water Shut-Off
- Copper Wiring
- Smoke Detectors
- Exterior Receptacle with GFI Breaker
- Exterior Light at All Exterior Doors
- Insulation (R-14 Floor, R-19 Walls, R-25 Ceilings)

All Skyline homes are covered by our no-nonsense 15-month warranty, the **A**very best in the industry. It's our way of showing our customers how much we believe in the quality we build into every Skyline home. Our warranty gives new homeowners the assurance that comes from working with a company with more than six decades of building.

SKYLINE®

For your comfort and safety, Skyline home designs are approved and inspected for conformance to federal standards.

**Dimensions stated to industry standards. Width and length dimensions are nominal and are not to be used for setup of home on site; consult selling retailers for exact specifications.*

Overall length does not include approximately four foot hitch. The square footage is approximate and based upon nominal exterior floor size. Room sizes are measured from floor ends and wall centers.

Because of progressive product improvement, all prices and specifications are subject to change without prior notice or obligation to Skyline Corporation. Your retailer, an independent contractor, who is not an agent of Skyline Corporation, is the party responsible for your purchase contract and any additions, deletions, alterations, or attachments made to or in your home.