

## 3D MAPS (MOVEMENT ANALYSIS PERFORMANCE SYSTEM SCREENING)

**MAXIMIZING OUTCOMES, OPTIMIZING GENETIC POTENTIAL, and CUSTOMIZING human movement performance by:**







- Investigating human movement performance with advanced total body (Kinetic Chain) **BIOMECHANICAL ANALYSIS** and **DIFFERENTIAL DIAGNOSTICS**.
- Blueprinting strategically **CUSTOMIZED MAPS** for **ADVANCED ATHLETIC SUCCESS**.
- Implementing integrated, technically tactical **SPORT SPECIFIC** movement progression techniques and periodization prescriptions.

<b>3D MAPS ATHLETE SCREENING DETAILS:</b> <ul style="list-style-type: none"> <li>• High School</li> <li>• College</li> <li>• Professional</li> </ul>	<b>3D MAPS PACKAGE</b>
<b>3 ATHLETES/15 minutes (12 athletes analyzed/hour)</b>	<b>X</b>
<b>FUNCTIONAL BIOMECHANICAL ANALYSIS:</b> <ul style="list-style-type: none"> <li>• <b>MOVEMENT FOOTPRINT</b> captured for <b>EACH ATHLETE</b>.</li> </ul>	<b>X</b>
<b>CUSTOMIZED for each ATHLETE:</b> <ul style="list-style-type: none"> <li>• <b>MOVEMENT PERFORMANCE Rx VIDEO MENU</b> with Movement Progressions (MOSTRANCE: Mobility + Stability (Power) + Strength + Balance).</li> <li>• <b>MOVEMENT PERFORMANCE CALENDAR</b>.</li> </ul>	<b>X</b>
<b>HOME GROWN MOVEMENT PERFORMANCE APP accessibility.</b>	<b>X</b>
<b>BIOMECHANICAL EVALUATION ANALYSIS BLUEPRINT MAPPING &amp; PLANNING (MENU and CALENDAR) for ENTIRE TEAM)</b>  <b>3 – 11 ATHLETES: \$350</b> <b>12 – 24 ATHLETES: \$500</b> <b>25 – 36 ATHLETES: \$700</b> <b>37 – 48 ATHLETES: \$800</b> <b>49 – 60 ATHLETES: \$900</b>	<b>X</b>

- **Payment due upon scheduling Analysis.**



### 3D MAPS (MOVEMENT ANALYSIS PERFORMANCE SYSTEM SCREENING)

ATHLETES	PRICE
<u>1 ATHLETE</u> 	\$200
<u>3 – 11 ATHLETES</u> 	\$350
<u>12 - 24 ATHLETES</u> 	\$500
<u>25 – 36 ATHLETES</u> 	\$700
<u>37 – 48 ATHLETES</u> 	\$800
<u>49 - 60 ATHLETES: \$900</u> 	\$900