


The PBIS Adventure

*At
Dean Leaman
Junior High School*





PBIS MATRIX

Matrix Stakeholders:

- Principal
- Assistant Principal
- Counselors
- Secretaries
- Teachers
- Custodians
- Cafeteria Workers
- Parents
- Crossing/Security Guards
- Site Based Committee



Dean Leaman Junior High School Expected Behavior Matrix

Area/Setting/ Domain	Peace	Respect	Integrity	Discipline	Excellence
Assembly/ Performance/ Speaker	<ul style="list-style-type: none"> • Come in and exit quietly • No talking during the assembly/performance. 	<ul style="list-style-type: none"> • Use appropriate applause • Eyes on the speaker at all times. • No food or drinks in the auditorium. 	<ul style="list-style-type: none"> • Listen to learn • Stop what you are doing • Put away electronic devices. 	<ul style="list-style-type: none"> • Stay in one spot 	<ul style="list-style-type: none"> • Sit with your feet on the floor and your hands in your lap.
Bathroom/ Locker room/ Campus Lockers	<ul style="list-style-type: none"> • Report problems to an adult • Lock up all valuables • No locker sharing 	<ul style="list-style-type: none"> • Respect others' privacy • Use manners • No photography/ cell phones 	<ul style="list-style-type: none"> • Avoid hanging out • Avoid sharing stalls • No graffiti/spit balls or any other vandalism • No fighting 	<ul style="list-style-type: none"> • Go, flush, wash • Wait your turn • Throw away trash in the appropriate cans 	<ul style="list-style-type: none"> • Use time wisely • Have a pass when necessary
Advisory	<ul style="list-style-type: none"> • Work quietly • Phones are put away unless your teacher says they are allowed. 	<ul style="list-style-type: none"> • Respect privacy • Use manners • Respect others' property 	<ul style="list-style-type: none"> • Honor other students' work time. 	<ul style="list-style-type: none"> • Check into your advisory teacher before you go to a different class. • You must have a pass to go to another teacher's advisory. 	<ul style="list-style-type: none"> • Use time wisely • Stay in the same advisory class the entire time.
Bus	<ul style="list-style-type: none"> • Listen to the bus driver • Report Problems • No photography • Be mindful of others. 	<ul style="list-style-type: none"> • No eating or drinking • Use kind words 	<ul style="list-style-type: none"> • Be mindful of bus cameras monitoring your behavior at all times. 	<ul style="list-style-type: none"> • Stay seated when bus is moving • Stay seated with back against the seat. 	<ul style="list-style-type: none"> • Keep your hands, feet, and property to yourself • Obey all posted bus rules. • Go directly to assigned areas. • No car drop-offs

PBIS- Positive Behavior, Intervention, and Supports



BEHAVIOR CONTRACTS



Why do we need behavior contracts?:

- They give more detail.
- They can be used for restorative situations.
- Each teacher can keep copies.
- Behavior Rtl
- Behavior Intervention Plans
- Individualized for Content Areas



Cellular Phone Expected Behaviors

*Peace * Respect * Integrity * Discipline * Excellence*

- Keep your phone in your possession at all times.
- Do not take pictures of other individuals with your phone to use on Social Media without their permission.
- Put your phone away in your backpack or pocket when you are in the hallway.
- Phones can only be used in the cafeteria or classroom if the Cell. Phone Yes sign is showing.
- Do not text or make phone calls during instructional time without the teacher's permission.
- Do not use ear buds without the teacher's permission.
- Sharing Snapchat, Instagram, and Facebook account information is not allowed.
- Do not use another student's phone.
- There is a \$15.00 fee for phones that are taken up.
- Turn your phone over promptly to a staff member when requested.

*I understand the cellular phone expected behaviors for /
DLJHS, and I will honor them.*

Student Name: _____

ID Number: _____

Student Signature: _____



DOMAIN POSTERS



Why do we need posters?:

- Continuous reminders of expected behaviors.
- Decreases anxiety.
- Orients visitors/substitutes/new students
- Consistency management





Cafeteria



Peace

- Walk slowly, face forward, and stay in line.
- Sit correctly and use an inside voice.
- No seat saving/moving other student's items
- Only 8 students per table.

Respect

- Throw away your trash.
- Only use technology when permitted by the staff member.
- Put your technology away before you leave the area.

Integrity

- Leave a clean table, chair, and floor.
- Do not take food from other students.
- Clear water bottles (no Yetis, Teq's...)

Discipline

- Listen to and follow directions.
- No throwing food.
- Don't get up without permission.
- No bottle flipping.
- No microwave popcorn.

Excellence

- Use table manners.
- Do not leave the cafeteria with food or drinks (except water bottles)
- Push your chair in when getting up from the table.
- Get what you need the first time through the line (no 2nd trips).
- Raise your hand for assistance.



BOLT CAMP



Why do we need a summer camp?:

- Decreases anxiety.
- Sets a tone with kids prior to the first day.
- Builds rapport between students and staff.
- Intensive detailed instruction/tour.



2 day camp for incoming 6th graders






BOLT CAMP

Leaman Junior High School
2017-2018

Student Name: _____



Students should use the following procedure when operating the combination lock:

1. Give the dial two or more turns to the **RIGHT**. 
 2. On the third turn to the **RIGHT**, stop at the first number of the combination.
 3. Next, turn **LEFT** one whole turn **past** the first number and stop at the second number in the combination. 
 4. Now, turn **RIGHT** and stop at the last number in the combination. 
- Pull down on the lock. It should open. If not, return to Step One and take your time.
5. Pull down on your lock again and open the door.




**BEGINNING OF THE YEAR
LESSON FOCUS**



The First Week of School 6th Grade Lesson Focus:



Week of:	Topic:	Video:	Activity/Discussion:
August 28	Expected Behaviors		Reading: Cell Phone Expectations Math: Hallway Science: Cafeteria Social Studies: Bus Electives: Elective based P.E. Bathroom/Locker room Advisory: Bullying
August 29	Expected Behaviors Part 2		Reading: Computer Lab/Library Math: Classroom Science: Choice Day/Outside Day/Recess Social Studies: Assembly/Performance Electives: Elective based P.E. After School Event Advisory: Cyberbullying
August 30	Social Contracts		Reading: Social Contracts Math: Social Contracts Science: Social Contracts Social Studies: Social Contracts Electives: Social Contracts P.E. Social Contracts Advisory: Social Contracts

RESTORATIVE DISCIPLINE



What RD is:

- *Cultivating kindness*
- *Creating a safe environment*
- *Everyone counts*
- *Compromise*
- *Conflict resolution*
- *Repairing harm*
- *Circles*




Why Incorporate Restorative Discipline and PBIS?

- Increases cooperation and helpfulness
- Shifts from control to connection
- Uses daily conflicts to teach life skills
- Increases resiliency for at risk students
- Showcases a healthy family model
- Creates a bully proof culture


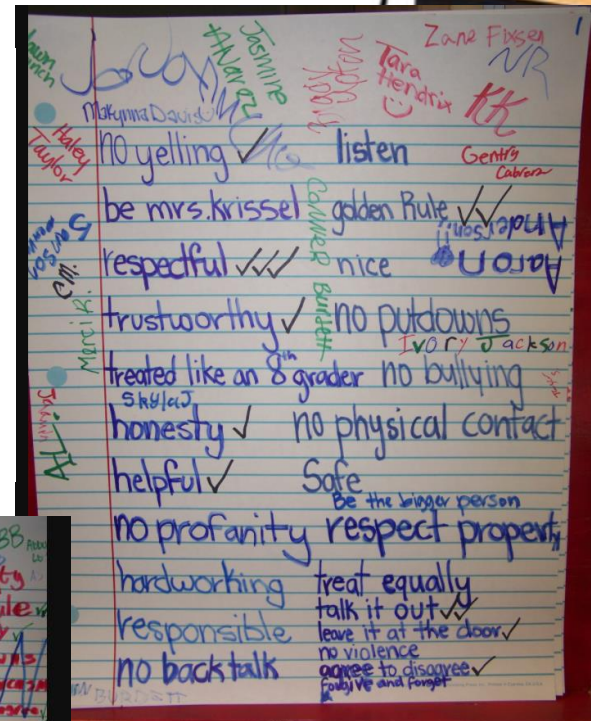
Restorative Discipline Scope and Sequence

			Circle Up: If you could kill a word, what word would you kill?
October 2	Responsibility		Do what you are supposed to do Even when no one is looking: Don't blame others for your poor choices. What are your responsibilities at your home, school, for yourself, and your environment?
October 9	Caring		Be compassionate What is racist? Kindness Chains: Give each student in the class a link of the chain. Ask them to think of something kind someone has done for them this week and write the act of kindness on the link. Make all of the links into a chain. Allow students to share what they have written. Encourage students to continue to add links to the chain throughout the school year.
October 16	Fairness		Take turns Is this fair? Play the game paper, rock, scissors. Player A will get a point if all players show the same sign. Player B gets a point if only two players show the same sign. Player C gets a point if all players show different signs. Tally the winning points. Have a discussion: Is this game fair? Why do you think people change the rules to be in their favor?
October 23	Citizenship		Cooperate Work together: In teams, encourage students to create a new club for <u>Leaman</u> Junior High. What will it be called, when are the meetings, what will the club do, etc.
October 30	Trustworthiness		Don't deceive, cheat, or steal



How to create a social contract:

1. How do you want to be treated by Mrs. Krissel?
2. How do you think Mrs. Krissel wants to be treated by you?
3. How do you want to treat each other in this classroom?
4. When there is conflict in our classroom, how do you want to treat each other.





Any Questions?

Contact information:

Amber Barbee

abarbee@lcisd.org

Michael Semmler

msemmler@lcisd.org