

CHARGED UP LEADERSHIP

PRESENTED BY:

DEAN LEAMAN JUNIOR HIGH
FULSHEAR, TX

- MICHAEL SEMMLER (PRINCIPAL)
- EUGENIA ANTOINE (ASST. PRINCIPAL)
- KARL CARLTON (ASST. PRINCIPAL)
- SHARYN KITTO (ASST. PRINCIPAL)
- AMBER BARBEE (COUNSELOR)

TASSP PRESENTATION
WEDNESDAY, JUNE 15TH
4:10 PM - 5:00 PM



CHARGERS

CHARGERS

Part #1 – Hiring Practices & Setting Teacher Expectations (Charger Playbook)

Karl Carlton – 7th Grade Assistant Principal

B. Todor	Honesty – Can we trust this applicant at a high level?	2. Has there been anything in your life that you feel you could go back and change? Follow-Up: Anything in your professional career? <hr/> <hr/> <hr/>
D. Startz	Honesty – Can we trust this applicant at a high level?	3. Have you ever missed a deadline? Follow-Up: If so, what was the impact of the missed deadline, if any at all? Follow-Up: What is your organizational system to ensure you meet all of your deadlines? <hr/> <hr/> <hr/>
E. Antoine	Honesty – Can we trust this applicant at a high level?	4. Tell me about a time you encountered a conflict or challenge in working to reach a goal with others? Follow-Up: What was the ultimate outcome? <hr/> <hr/> <hr/>

M. Semmler	Honesty – Can we trust this applicant at a high level?	5. Have you ever had a time in your life that you considered quitting something? Ultimately, did you quit or not? Why? <hr/> <hr/> <hr/>
-------------------	--	---

B. Todor	Values	6. Tell me two different ways in which you have considered yourself to demonstrate qualities of an upstanding citizen. Follow-Up: Think of someone in your life whom you consider upstanding. What qualities do they have that made you think of them? <hr/> <hr/> <hr/>
-----------------	--------	--



SETTING
EXPECTATIONS

CHARGER PLAYBOOK
2017-2018





Bell Schedule 2017-2018

Period	Time	Duration
1 st	8:15 – 9:03	48 minutes
2 nd	*9:07 – 9:58	51 minutes
3 rd	10:02 – 10:50	48 minutes
4 th Period	10:54 – 12:54	120 minutes
5 th	12:58 – 1:46	48 minutes
6 th	1:50 – 2:38	48 minutes
7 th	2:42 – 3:30	48 minutes

* Announcements will be held during the first 5 minutes.

4 th Period Schedule			
10:54 – 11:24	11:24 – 11:54	11:54 – 12:24	12:24 – 12:54
Lunch A	Class	Class	Charger Champions
Class	Lunch C	Charger Champions	Class
Charger Champions	Lunch B	Class	Class
Charger Champions	Class	Class	Lunch D

NOTE: Car riders are released at the 3:30 PM bell. Bus riders will remain in their classroom until either their bus number is called via the intercom or remaining bus riders are called to the cafeteria to wait for their bus to arrive.

Revised 7/25/17

LAMAR CISD

A PROUD TRADITION | A BRIGHT FUTURE
3911 Avenue I, Rosenberg, Texas 77471
832.223.0000 • 832.223.0002 (Fax) • www.lcisd.org

INSTRUCTIONAL CALENDAR

- Student and Staff Holiday
- Staff Development and Student Holiday
- Workday/Student Holiday
- Ⓜ Six/Nine Weeks Begins/Ends
- ▲ New Teacher Staff Development Day
- Teacher DMA Day and Student Holiday
- Bad Weather Make-Up Day (if needed)
- ◆ Workday Make-Up Day (if needed)
- ▲ Early Release Day (K-5) - 11:30 a.m.
- ▲ Early Release Day (6-12) - 12:15 p.m.

STUDENT & STAFF HOLIDAYS

- Sept. 4 - Labor Day
- Sept. 29 - Fort Bend Fair Day
- Nov. 20-24 - Thanksgiving Break
- Dec. 25 - Jan. 5 - Winter Break
- Jan. 15 - MLK Day
- Mar. 12-16 - Spring Break
- March 29 - Easter Break
- May 28 - Memorial Day

STAFF DEVELOPMENT & STUDENT HOLIDAYS

- August 14 -16 (New Teachers)
- August 17-18, 21-24, January 8, February 19, March 30

GRADING PERIODS

() ELEMENTARY (K-5) GRADING PERIODS

- First Semester: 86 Instructional Days
- 1st - August 28 - October 27: 43 days
- 2nd - October 30 - January 19: 43 days

- Second Semester: 90 Instructional Days
- 3rd - January 22 - April 2: 43 days
- 4th - April 3 - June 7: 47 days

() SECONDARY (6-12) GRADING PERIODS

- First Semester: 78 Instructional Days
- 1st - August 28 - October 6: 28 days
- 2nd - October 9 - November 10: 25 days
- 3rd - November 13 - December 22: 25 days






- Second Semester: 98 Instructional Days
- 4th - January 8 - February 23: 32 days
- 5th - February 26 - April 20: 33 days
- 6th - April 23 - June 7: 33 days

TOTAL INSTRUCTIONAL DAYS - 176

2017-2018

Month	S	M	T	W	T	F	S
JULY							1
	2	3	4	5	6	7	8
	9	10	11	12	13	14	15
	16	17	18	19	20	21	22
	23	24	25	26	27	28	29
	30	31					
AUGUST							
	1	2	3	4	5		
	6	7	8	9	10	11	12
	13	14	15	16	17	18	19
	20	21	22	23	24	25	26
	27	28	29	30	31		
SEPTEMBER							
						1	2
	3	4	5	6	7	8	9
	10	11	12	13	14	15	16
	17	18	19	20	21	22	23
	24	25	26	27	28	29	30
OCTOBER							
	1	2	3	4	5	6	7
	8	9	10	11	12	13	14
	15	16	17	18	19	20	21
	22	23	24	25	26	27	28
	29	30	31				
NOVEMBER							
				1	2	3	4
	5	6	7	8	9	10	11
	12	13	14	15	16	17	18
	19	20	21	22	23	24	25
	26	27	28	29	30		
DECEMBER							
					1	2	
	3	4	5	6	7	8	9
	10	11	12	13	14	15	16
	17	18	19	20	21	22	23
	24	25	26	27	28	29	30
	31						

Week of May 14, 2018 - Week 4/6th 6-Weeks

Monday, May 14 STAAR 6 & 7 Math STAAR 8 Math 2nd Admin Progress Reports Printed	Tuesday, May 15 STAAR 6 & 7 Reading STAAR 8 Reading 2nd Admin Progress Reports Go Home
	
Wednesday, May 16 STAAR 8 Science	Thursday, May 17 STAAR 8 Social Studies
	
Friday, May 18	Saturday, May 19  Ryan Frazier
	Sunday, May 20

Leaman Junior High

Staff Handbook, Policies and Procedures

2017-2018

“Once a Charger, Always a Charger!”



9320 Charger Way

Fulshear, Texas 77441

Office 832-223-5200 Fax 832-223-5201

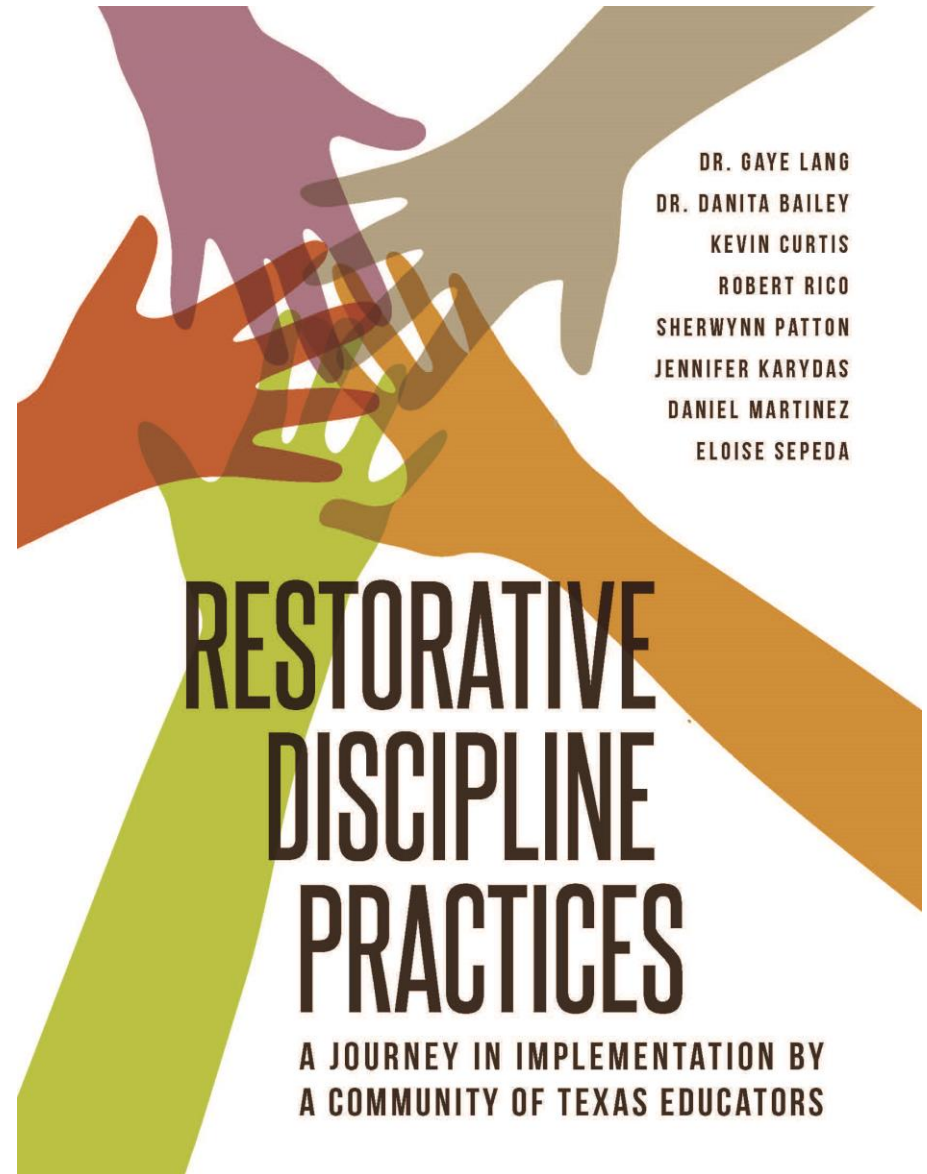
<http://www.lcisd.org/campuses/Leamanjh/home>

Part #2 – Student Expectations (PBIS), Restorative Discipline, Curbside Service, and Making Rounds.

Amber Barbee – 8th Grade Counselor



P B I S
POSITIVE BEHAVIOR
INTERVENTION AND SUPPORT



DR. GAYE LANG
DR. DANITA BAILEY
KEVIN CURTIS
ROBERT RICO
SHERWYNN PATTON
JENNIFER KARYDAS
DANIEL MARTINEZ
ELOISE SEPEDA

**RESTORATIVE
DISCIPLINE
PRACTICES**

A JOURNEY IN IMPLEMENTATION BY
A COMMUNITY OF TEXAS EDUCATORS

Curbside Service







Making Rounds

Part #3 – Creating a “Charged Up Teacher”, PLC reminders, Data analysis for Part #1 and #2 of Accountability.

Sharyn Kitto – 8th Grade Assistant Principal



CHARGED LIP

TEACHERS





- Be totally engaged with the group.
 - Silence Cell Phone
 - Put away Laptop
 - Shut off school radio
- Be part of the team, but not directive with the team.
- Do PLC's for other groups.
 - Secretaries
 - MS/JH Principals
 - Counselors
 - Coaches

DATA ANALYSIS



Accountability System

Local Accountability Plan



Student Achievement



School Progress



Closing The Gaps

Local Accountability

*Example



Extra-Curricular Activities

*Example



Local Assessments

LEF	H	SUBPOP	SPE	50	AR	MTEAC	MPERIC	M6*	SW2	Differenc	Differen	Differen	BM	SW5
N	N	3	N	N	N	Adami	1	55%	59.00%	21.33%	-15.38%	-57.14%	35.00%	82.00%
N	N	2	N	N	N	Adami	2	63%	88.00%	-2.33%	-13.16%	37.00%	100.00%	65.00%
N	N	3	Y	N	Y	Adami	3	45%	71.00%	-42.00%	-42.86%	-36.36%	33.00%	41.00%
N	Y	1	N	N	N	Adami	3	50%	88.00%	-17.33%	-27.12%	-25.00%	40.00%	47.00%
N	N	3	Y	N	N	Adami	3	45%	76.00%	-52.00%	-6.38%	-80.00%	25.00%	47.00%
Y	N	3	Y	N	Y	Adami	3	39%		100.00%	-21.95%	-18.18%	33.00%	29.00%
N	N	5	Y	N	Y	Baker	5	26%	6.00%	#DIV/0!	#DIV/0!	#DIV/0!		
N	N	3	N	YD	Y	Torres	5	58%	76.00%	17.39%	-73.58%	-65.71%	35.00%	65.00%
N	Y	5	N	N	N	Torres	5	63%	71.00%	26.04%	-104.26%	-40.00%	45.00%	59.00%
N	N	5	N	N	Y	Torres	5	53%	76.00%	-46.15%	1.89%	-32.50%	40.00%	53.00%
N	N	5	N	N	N	Torres	5	58%	88.00%	-22.22%	5.26%	0.00%	58.00%	53.00%
N	N	5	N	N	N	Torres	5	58%	94.00%	#DIV/0!	100.00%	20.55%	73.00%	82.00%
N	N	3	N	N	N	Torres	5	63%	65.00%	#VALUE!	#VALUE!	-8.62%	58.00%	71.00%
N	N	5	N	N	N	Torres	5		82.00%	-13.89%	12.20%	100.00%	50.00%	88.00%
N	N	2	N	N	N	Torres	5	71%	71.00%	#VALUE!	#VALUE!	-12.70%	63.00%	76.00%
N	N	5	N	N	N	Torres	5	61%	82.00%	#VALUE!	#VALUE!	-1.67%	60.00%	94.00%
N	N	5	N	N	Y	Torres	5	68%	94.00%	#VALUE!	#VALUE!	6.85%	73.00%	71.00%
N	N	5	Y	N	N	Torres	5	47%	76.00%	-18.75%	15.79%	25.40%	63.00%	76.00%
N	N	5	N	N	N	Torres	5		47.00%	#VALUE!	#VALUE!	100.00%	23.00%	53.00%
N	Y	3	N	Y	Y	Torres	5	47%	65.00%	-25.00%	20.00%	-9.30%	43.00%	47.00%
N	Y	5	N	N	N	Torres	5	87%	94.00%	2.08%	4.00%	-2.35%	85.00%	100.00%
N	N	5	N	N	Y	Torres	5	34%	35.00%	-9.37%	31.91%	-21.43%	28.00%	24.00%
N	N	3	N	N	Y	Torres	5	71%	53.00%	#VALUE!	#VALUE!	-9.23%	65.00%	88.00%
N	N	5	N	N	Y	Torres	5	76%	82.00%	10.87%	-41.54%	-11.76%	68.00%	82.00%

LEP	ESL	H	SUBPO	ED	SPEC	504	AR	H Teach	H Period	W7*	R7*	SW2		SW4		BM
N	N	N	5	N	N	N	N	Obrien	6	78%	81%	92.00%	37.35%	83.00%	-7.75%	77.00%
N	N	N	5	N	N	N	Y	Obrien	6	65%	57%	57.00%	18.57%	70.00%	0.00%	70.00%
N	N	N	2	N	N	N	N	Obrien	6	96%	93%	91.00%	5.21%	96.00%	2.04%	98.00%
N	N	N	5	N	N	N	N	Obrien	6	78%	93%	74.00%	-5.71%	70.00%	9.09%	77.00%
N	N	N	5	N	N	Y	N	Obrien	6	80%	93%		100.00%	74.00%	#DIV/0!	
N	N	Y	5	N	N	N	N	Obrien	6	72%	88%	70.00%	5.41%	74.00%	-8.82%	68.00%
N	N	Y	3	N	N	N	N	Obrien	6			78.00%	-27.87%	61.00%	7.58%	66.00%
N	N	N	3	N	N	N	N	Obrien	6	87%	90%	83.00%	-27.69%	65.00%	13.33%	75.00%
N	N	N	3	N	N	N	Y	Obrien	6	67%	88%	83.00%	-18.57%	70.00%	-2.94%	68.00%
N	N	Y	5	N	N	N	N	Obrien	6	78%	76%	87.00%	-4.82%	83.00%	1.19%	84.00%
N	Y	Y	5	N	Y	N	Y	Obrien	6	72%	81%	74.00%	10.84%	83.00%	#DIV/0!	
N	N	N	5	N	N	N	N	Obrien	6	87%	90%		100.00%	78.00%	#DIV/0!	
N	N	N	2	N	N	N	N	Obrien	6	85%	90%	87.00%	9.38%	96.00%	-17.07%	82.00%
N	N	N	5	N	N	N	N	Obrien	6	80%	98%	96.00%	0.00%	96.00%	-7.87%	89.00%
N	Y	N	2	N	N	N	Y	Obrien	6	72%	81%	91.00%	5.21%	96.00%	-17.07%	82.00%
N	N	Y	1	Y	N	N	N	Obrien	6	52%	67%	65.00%	7.14%	70.00%	6.67%	75.00%
N	N	N	3	N	N	N	Y	Obrien	6	78%	83%	48.00%	26.15%	65.00%	-1.56%	64.00%
N	N	Y	5	N	N	N	N	Obrien	6	80%	86%	57.00%	22.97%	74.00%	-12.12%	66.00%
N	N	N	3	N	N	N	N	Walters	2	87%	93%	91%	-22.97%	74.00%	13.95%	86.00%
N	N	N	5	N	Y	N	N	Walters	2	59%	57%	78%	-36.84%	57.00%	-3.64%	55.00%
Y	Y	N	5	Y	N	N	Y	Walters	2	76%	74%	57%	6.56%	61.00%	-3.39%	59.00%
N	N	Y	5	Y	N	N	N	Walters	2			83%	-27.69%	65.00%	22.62%	84.00%
N	N	Y	5	Y	N	N	Y	Walters	2			78%	-5.41%	74.00%	-72.09%	43.00%
N	N	N	5	N	N	N	Y	Walters	2	72%	67%	61%	-41.86%	43.00%	21.82%	55.00%
N	N	N	5	N	N	N	N	Walters	2	65%	74%	61%	-7.02%	57.00%	10.94%	64.00%
N	N	N	5	N	N	N	N	Walters	2	54%	74%	78%	0.00%	78.00%	7.14%	84.00%
N	N	N	5	N	N	Y	Y	Walters	2	70%	62%	48%	21.31%	61.00%	-3.39%	59.00%
N	N	N	5	N	N	N	N	Walters	2	80%	98%	74%	-5.71%	70.00%	12.50%	80.00%
N	N	Y	3	N	N	N	N	Walters	2	67%	81%	52%	-8.33%	48.00%	#DIV/0!	

Part #4 – Data for Accountability, Extracurricular opportunities, Staff Meeting philosophy.

Eugenia Antoine – 6th Grade Assistant Principal

DATA ANALYSIS



Accountability System


Local Accountability Plan



Student
Achievement



School
Progress



Closing
The Gaps


Local Accountability

*Example



Extra-
Curricular
Activities

*Example



Local
Assessments

Data

- 5 Core Areas (Reading, Writing, Math, Science, History)
- STAAR
- Six Weeks Test
- Benchmarks
- Classroom Tests
- Quizzes

2nd Six Weeks Test

Grade 6 Social Studies 2nd Six Weeks 2018										
	Total Students	Raw Score	Percent Score	Difference	Approaches	Difference	Meets	Difference	Masters	Date Taken
Leaman Junior High	341	16.9	73.55%	0.74%	66.86%	2.84%	43.40%	2.55%	18.77%	10/31/17
Economic Disadvantage	56	16.34	71.14%	-1.67%	64.29%	0.27%	33.93%	-6.92%	10.71%	10/31/17
Asian	27	18.74	81.52%	8.71%	81.48%	17.46%	62.96%	22.11%	25.93%	10/31/17
Black/African American	58	16.98	73.93%	1.12%	70.69%	6.67%	43.78%	2.25%	18.97%	10/31/17
Hispanic	80	16.36	71.18%	-1.63%	62.50%	-1.52%	38.75%	-2.10%	16.25%	10/31/17
Two or More Races	11	18.55	80.73%	7.92%	81.82%	17.80%	72.73%	31.88%	27.27%	10/31/17
White	164	16.73	72.81%	0.00%	64.02%	0.00%	40.85%	0.00%	18.29%	10/31/17
LEP	14	13	56.43%	-16.38%	35.71%	-28.31%	21.43%	-19.42%	7.14%	10/31/17
Special Ed Indicator	16	11.5	49.94%	-22.87%	12.50%	-51.52%	0%	-40.85%	0%	10/31/17
Grade 7 Social Studies 2nd Six Weeks 2018										
Leaman Junior High	315	17.96	78.11%	-1.86%	78.41%	-3.94%	54.60%	-4.22%	30.16%	11/01/17
Economic Disadvantage	65	17.05	74.14%	-5.83%	67.69%	-14.66%	44.62%	-14.20%	27.69%	11/01/17
Asian	28	19.43	84.54%	4.57%	92.86%	10.51%	67.86%	9.04%	42.86%	11/01/17
Black/African American	60	16.53	71.93%	-8.04%	70%	-12.35%	41.67%	-17.15%	15%	11/01/17
Hispanic	63	17.56	76.35%	-3.62%	71.43%	-10.92%	47.62%	-11.20%	26.98%	11/01/17
Two or More Races	9	17.78	77.33%	-2.64%	66.67%	-15.68%	66.67%	7.85%	33.33%	11/01/17
White	153	18.38	79.97%	0.00%	82.35%	0.00%	58.82%	0.00%	33.99%	11/01/17
LEP	9	12.56	54.67%	-25.30%	33.33%	-49.02%	0%	-58.82%	0%	11/01/17
Special Ed Indicator	18	11.94	51.83%	-28.14%	16.67%	-65.68%	5.56%	-53.26%	5.56%	11/01/17
Grade 8 Social Studies 2nd Six Weeks 2018										
Leaman Junior High	281	15.87	69.07%	-2.20%	86.12%	-4.18%	49.11%	-7.61%	28.83%	11/02/17
Economic Disadvantage	39	14.54	63.26%	-8.01%	74.36%	-15.94%	35.90%	-20.82%	23.08%	11/02/17
Asian	27	16.63	72.30%	1.03%	85.19%	-5.11%	55.56%	-1.16%	37.04%	11/02/17
Black/African American	46	14.48	63%	-8.27%	76.09%	-14.21%	30.43%	-26.29%	13.04%	11/02/17
Hispanic	64	15.52	67.56%	-3.71%	84.38%	-5.92%	42.19%	-14.53%	28.12%	11/02/17
Two or More Races	9	17.22	75.11%	3.84%	100%	9.70%	66.67%	9.95%	44.44%	11/02/17
White	134	16.38	71.27%	0.00%	90.30%	0.00%	56.72%	0.00%	32.09%	11/02/17
LEP	14	14.07	61.14%	-10.13%	71.43%	-18.87%	28.57%	-28.15%	7.14%	11/02/17
Special Ed Indicator	15	9.33	40.53%	-30.74%	33.33%	-56.97%	6.67%	-50.05%	0%	11/02/17

LEAMAN JUNIOR HIGH



Campus Phone: (832)223-5200

Menu

[Extracurricular Clubs](#)

[Academic UIL](#)

[Book Club](#)

[Box Tops for Education](#)

[Charger Care Committee](#)

[Cheerleading](#)

[Dance & Color Guard](#)

[Fellowship of Christian Students](#)

[Friends of Rachel \(FOR Club\)](#)

[Future Business Leaders of America](#)

[International Students Club](#)

[Junior FFA](#)

[Lightning Squad](#)

[Junior VASE](#)

[National Junior Honor Society](#)

[Recycling Program](#)

[Robotics Club](#)

[Spanish Club](#)

[Student Council](#)

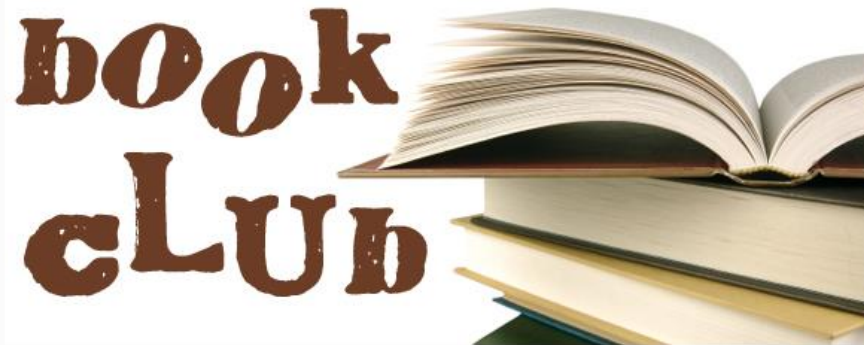
[Technology Student Association](#)

[Washington D.C. Trip](#)

Book Club

Ms. Poland & Ms. Alvarez

[Home](#) / [Campuses](#) / [Leaman Junior High](#) / [Extracurricular](#) / [Book Club](#)



We know how much our students love to read, and we want to encourage this passion! The Book Club meets two times a month to discuss our chosen book and explore how reading affects our lives. Students choose the books that we read; our goal is to read books that none of us have ever read before. We will be do fun activities to enhance the reading experience.

7th and 8th Grade will meet in the Fall

6th Grade will meet in the Spring.

Times and Dates are Pending.....Stay Tuned



- Make then a standard time.
 - Every Wednesday.
- Give two options.
 - AM & PM
- Make then short but efficient.
 - 7:30 AM – 8:00 AM
 - 3:45 PM – 4:15 PM
- Present in different teacher's classrooms.
- Always share a new idea.
- Get outside businesses to present and bring breakfast or afternoon snacks.
- Presentation Materials must always be top notch.
- Use OneNote or other tool for organization so teachers can always go back and find the information.
- Involve EVERYONE.
 - Secretaries, Coaches, Bus Driving teachers, etc.


Part #5 – Academic Pep Rally, Connected
Principal, Dad's Club, Meet In the Middle.

Michael Semmler - Principal



Academic
PEP RALLY

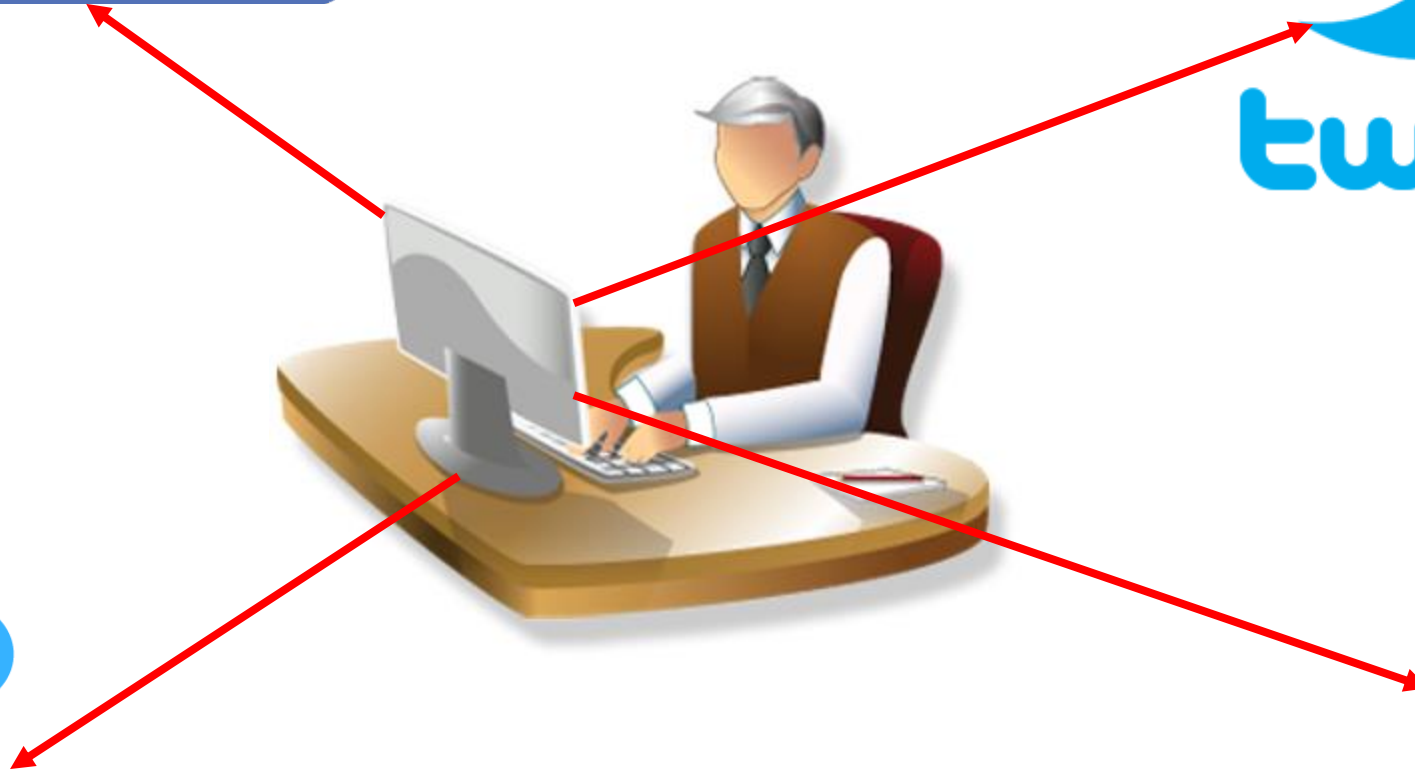
The logo is a stylized, multi-pointed star shape. The top and bottom points are yellow and orange, while the left and right points are red. The star is outlined in blue with a border of yellow lights. The word "Academic" is written in a black, italicized, serif font with a white outline, and "PEP RALLY" is written in a white, bold, sans-serif font on a black background.



remind



Instagram



LEAMAN JUNIOR HIGH

Follow Us On...



Text 810-10 with the words "join leaman2017" to get updates from Mr. Semmler via text message.



Enter this number

Text this message



@LeamanJH



leamanjh



@LeamanJuniorHighSchool



When posting photos, remember to use the hashtag

#CHARGEDUP





LAMARCISD
A PROUD TRADITION | A BRIGHT FUTURE

2ND ANNUAL

MEET IN THE MIDDLE CONFERENCE



Michael Semmler – Principal

msemmler@lcisd.org

Eugenia Antoine – 6th Grade Assistant Principal

eantoine@lcisd.org

Karl Carlton – 7th Grade Assistant Principal

kcarlton@lcisd.org

Sharyn Kitto – 8th Grade Assistant Principal

skitto@lcisd.org

Amber Barbee – 8th Grade Counselor

abarbee@lcisd.org