

Show Chair Message  
Best in Show  
Machine Embroidery  
First Entry in Show  
Youth  
Pieced One Person  
Pieced One Person Lg  
Pieced Two + People LG  
Pieced Two+ People SM  
Pieced Wall Hanging LG  
Pieced Wall Hanging SM  
Applique  
Mixed Technique LG  
Mixed Technique SM  
Group Quilt  
T-Shirt Quilt  
Miniatures  
Art Quilt Original Design  
Art Quilt from Pattern  
Modern Quilting  
Juvenile Themed  
Quilts from Kits  
Dimensional Work  
Embellished  
Sponsors  
Joy of Quilts Committee  
Volunteers  
2023 QGGH Board  
2023 QGGH Board

# *The Patch Dispatch*

Quilt Guild of Greater Houston

January 2023

## Joy of Quilts Special Edition

Nearly 1,400 people attended the **2023 Joy of Quilts** show sponsored by the Quilt Guild of Greater Houston on January 27<sup>th</sup> and 28<sup>th</sup> at the Stafford Centre. At the show they were able to view a collection of quilts many felt was the best ever assembled by a local guild. Whether true or not, it was definitely an impressive display. There were 210 judged quilts entered in 24 different categories. In addition to those quilts, there were those submitted for display in special exhibitions – 15 Texas themed quilts, and nearly 30 items created for the Guild's 45<sup>th</sup> Anniversary Challenge.



Visitors to the show were also able to spend time over its two days with thirty one vendors exhibiting a wide array of quality fabrics, quilts, machines, notions, and clothing. These vendors and sponsors are the ones who really support our show financially and allow us to profitably display our creations to the public.

“FUN”draisers sponsored by QGGH and organized by its members, included two widely successful ventures this year. It was the first time the show Boutique of handmade items created and donated by QGGH members sold \$2500 in brightly colored table runners, placemats, bags for every purpose, coasters, etc.

The “Tin Can” Basket Raffle, a hit for many years, was especially profitable in 2023! Over \$5,000 in tickets were purchased as attendees tried to win one of the 40 beautiful baskets and individual items available. All items had been donated to the Guild, making this a tremendously profitable event this year.

Another thing first attempted this year was the online auction we held in conjunction with the show. Fifteen quilts, donated by members, were on display at the show and could be bid upon online. Although we were at least glad to realize another \$3500 profit, it was less than we had anticipated. Speculation is that the January date which so positively impacted attendance, was not a good time for non-essential purchases. Much was learned however, and we hope to use it to attempt another online auction in the future.

While it was nice to have the Joy of Quilts be profitable and does make it feel like the hours spent were worthwhile, there are even more important benefits to be had. QGGH shined for the attending public to see. The talent of its members was on full display as well as it's professionalism and organization. The benefit of this event will be seen in the coming months with membership growth and involvement, making the guild stronger in the long term. Stay tuned for the next 45 years!!

Lois Cleveland  
2023 Joy of Quilts  
Show Chair

**BEST IN SHOW****My Aunt Millie****Pieced by: Gail Rowland****Quilted by: Gail Rowland**

"Aunt Millies Garden" by Piece O' Cake Designs  
 Wonderful pattern to learn needle-turn appliqué.  
 While the color palette is outside my norm I enjoyed the challenge.

**BEST IN SHOW MACHINE QUILTING****Dresden Flowers****Pieced by: Jackie Hillman****Quilted by: Jackie Hillman**

Center and corner Mariner Compass blocks were made in a class by Robin Ruth. The rest is an original design.

The Mariner's Compass blocks were made in a class taught by Robin Ruth in August 2021 and were the perfect finish for the center and corners of this original design.

**BEST IN SHOW HAND QUILTING****Animal Insanity****Pieced by: Janice Shindeler****Quilted by: Janice Shindeler**

Pattern by Kim Mclean

This quilt is needle-turned appliqué, and hand quilted. I dyed the yellow background fabric, some was ice dyed and some dip dyed.

**NATIONAL ASSOCIATION OF QUILT JUDGES AWARD OF MERIT****Navigating the Wild Side****Pieced by: Jackie Hillman****Quilted by: Jackie Hillman**

Original design inspired by Gloria Loughman's "Quilted Symphony".

Inspired by Gloria Loughman's book, "Quilted Symphony". So many techniques incorporated into this quilt were outside the box for me. It took over 5 years to complete.



## CONNIE DUFFY JUDGES CHOICE



**Ecclesiastes - A Time for Everything**

**Pieced by: Debi Mishael**

**Quilted by: Debi Mishael**

Original Design

I made this quilt in a Ricky Tims class called "Locomotion". Each participant made an original piece and used Ricky's curved precision piecing technique. The free motion quilting uses Hebrew and English text from Chapter Three of Ecclesiastes. To everything there is a season.

## MARILYN HARDY JUDGES CHOICE



**The Sweetest Dog**

**Pieced by: Janice Shindeler**

**Quilted by: Janice Shindeler**

Original Design

This quilt is made in the Susan Carlson style. It was a donation item for a fund raiser that a friend purchased - the promise of a pet quilt. He sent me pictures of his dog and I made the quilt. We now have a similar offer in our online auction.

## MACHINE EMBROIDERY



**1st Place**

**Bringing Back Memories**

**Pieced by: Susan Pain**

**Quilted by: Susan Pain**

OESD Machine Embroidery Pattern

Part of every Christmas is the memories each makes. Don't you remember your, or your children's or grandchildren's teddy bears? It was fun to chose the colors and border designs, let the machine do the work, then sew all the pieces together and quilt it.



**2nd Place**

**Food Truck Placemats**

**Pieced by: Susan Pain**

**Quilted by: Susan Pain**

Anita Good Design Machine Embroidery

Fun designs for casual dining and "foody" conversations.

## FIRST ENTRY IN A SHOW



### 1<sup>st</sup> Place

#### Blue Spruce

**Pieced by: Emerald Marie Romo**

**Quilted by: Emerald Marie Romo**

Blue Spruce by Edyta Sitar of Laundry Basket Quilts from her book "Patches of Blue".

I started this quilt in March 2021 using Edyta Sitar's Perfect Union fabric. I used triangle paper to make the trees. I appliquéd and quilted it on my domestic machine.



### 2<sup>nd</sup> Place

#### Old Blue

**Pieced by: Allison Rupert**

**Quilted by: Allison Rupert**

Laura Heine "Teeny Tiny Collage" pattern

I made this quilt over the summer while I was home from college with the help of my grandmother. Collages have always peaked my interest, and Old Blue was my favorite by far.



### 3<sup>rd</sup> Place

**Pieced by: Harriet Halkyard**

**Quilted by: Harriet Halkyard**

Inspired by a picture of a fish by S. Cummings.

Designed to make you laugh,  
created to make you warm.

## YOUTH

### 1<sup>st</sup> Place


#### Quilt for Aunt Debi

**Pieced by: Nadia Kolett Nadia Kollet (6 years old) and Kate Kollet (Mom)**

**Quilted by: Nadia Kollet and Kate Kollet**

Original design by Nadia from Mom and Aund Debi's scraps.

Nadia loves collecting scraps from her mom and Aunt debi. She used a design wall to make the layout and then sewed and quilted with her mom to make this quilt for Aunt Debi. Nadia drew designs and her Mom quilted them into the quilt.





## PIECED ONE PERSON SMALL QUILT



### 1<sup>st</sup> Place

#### **Passacaglia**

**Pieced by: Marsha Hennigan**

**Quilted by: Marsha Hennigan**

"Passacaglia with Mr. Penrose" from the book "Millefiori Quilts" by Willyne Hammerstern.

This quilt started from a QGGH workshop using a Jane Sassaman print. Fussy cutting and English Paper Piecing is like working a jigsaw puzzle that doesn't go back in the box.



### 2<sup>nd</sup> Place

#### **Brilliant Waltz**

**Pieced by: Marsha Hennigan**

**Quilted by: Marsha Hennigan**

"Valse Brillante" from the book "Millefiori Quilts" by Willye Hammerstein

This quilt is English Paper Pieced using William Morris prints.



### 3<sup>rd</sup> Place

#### **Wishing Stars**

**Pieced by: Peggy Palzkill**

**Quilted by: Peggy Palzkill**

This project was begun in my first QGGH workshop with Pat Yamin. It uses one patch for the entire quilt. It was a challenge but I am happy with the results.



## PIECED ONE PERSON LARGE



### 1st Place

**Turnstyle**

**Pieced by: Kathryn S. Keim**

**Quilted by: Jo's Quilting Studio**

Richmond, TX

"Turnstyle" by PlumTree Quilts

First quilt to present to a show. I selected the fabrics from fabric my sister did not want for her



### 2nd Place

**Glorious Wilderness**

**Pieced by: Jackie Hillman**

**Quilted by: Jackie Hillman**

Original Design/Inspiration from Facebook group- One Block Wonder Quilt Forum

Made for my husband Rolan, who loved to hunt on our 16.5 acres in Hempstead. I saw a One Block Wonder (OBW) on Pinterest and knew I had to make one.



### 3rd Place

**In Celebration of the Marriage**

**Pieced by: Barbara Cline**

**Quilted by: Barbara Cline**

Started in Kimberly Einmo Quilt Camp. I added a few more blocks to enlarge it to queen size. I challenged myself to quilt each block differently



### Honorable Mention

**Use It Up**

**Pieced by: Ellen Happe Phillips**

**Quilted by: Ellen Happe Phillips**

(hand guided)

Original Design

I had a pile of scrap fabric (imagine that!) and a lot of dark grey fabric. I had no plan except to include flying geese and see what I could come up with using three colors. This is the result.

I did an "after quilt" on the back using up all the scrap.



### Honorable Mention

**James River Blues (in red)**

**Pieced by: Peggy Palzkill**

**Quilted by: Peggy Palzkill**

"James River Blues" pattern by Paula Barnes

This red quilt was started in a QGGH workshop with Paula Barnes. I made it with scrappy reds instead of blues for my holiday bed quilt.



## PIECED—TWO OR MORE PEOPLE LARGE



### 1<sup>st</sup> Place

#### Lillebet's Garden

**Pieced by:** Martha Matiuk

**Quilted by:** Mary Jo Yackley

Designed by Beth Ferrier

My recollection is that this pattern was offered through QGGH. When I began piecing, I discovered that the requested background yardage was insufficient. I tried substituting a similar fabric but decided it was wrong. I carried a sample of it wherever I went. Finally it was identified by Feathered Star Quilts in Katy. I bought all that was left on the bolt! Finished in 2022!



### 2<sup>nd</sup> Place

#### Boho Heart Christmas

**Pieced by:** Jean Law

**Quilted by:** Ellen Happe Phillips

Design by Jen Kingwell and Andrea Bair

This is a companion to the "Gypsy Wife Celebrates Christmas", using Christmas fabrics from my stash.



### Honorable Mention


#### Star of Wonder, Star of Light

**Pieced by:** Betsy Willard

**Quilted by:** Ellen Happe Phillips

One Block Wonder

Inspired by Jackie Hillman, I attended her wonderful workshop creating a "One Block Wonder" quilt. This quilt is the result of many hours of learning and creating at a more challenging level.



### 3<sup>rd</sup> Place

#### Bordered Diamond Quilt

**Pieced by:** Marcia Marty


**Quilted by:** Jan Lichy at Gruber Quilt Shop, Waite Park, Minnesota

Photos of borders on diamond quilts

I made a diamond quilt using 4.5" strips WOF, that was sewn diamond to diamond. I admired photos of diamond quilts with added borders and tried it myself.



## TWO OR MORE PEOPLE - SMALL



### 1<sup>st</sup> Place


**Winsor**

**Pieced by:** Effie Stevens

**Quilted by:** Margie S. Urrabazo

A block in a table runner called "Winsor"

I collected red and black material for years. I saw this Winsor block and thought it would be perfect for my red and black quilt. The back of the quilt is made from my left over material.



### 2<sup>nd</sup> Place

**Hexies on the Farm**

**Pieced by:** Meg Raatz

**Quilted by:** Lisa Patterson

One Block Wonder with a panel inspired by Maxine Rosenthal's book

Started this project at a QGGH workshop taught by member Jackie Hillman. Progress was only made at other retreats, where ideas could be tossed around by others.



### 3<sup>rd</sup> Place

**Shining Star - Anniversary Challenge**

**Pieced by:** Lynne A. Hoefer

**Quilted by:** Paige Hill Hoffart

"Shining Star" pattern by Suzy Quilts

A bright and modern quilt using the Guild challenge fabrics. The QGGH motif fit perfectly in the center of the wonky log cabin.



## PIECED WALL HANGING - LARGE



### 1st Place

**Windermere**

**Pieced by: Carol Hanley Garcia**

**Quilted by: "Big Red Bold Design" Nina HUItt, Pearland, Texas**

"Windermere Medallion" designed by Sue Walter. English style - Windermere Fabric Line (Di Ford)

Windermere Medallion is a Sue Walter's design as a tribute to Di Ford. Pattern located in Quilt Mania Magazine #139 September - October Issue 2020.



### 2nd Place

**Springtime in Texas**

**Pieced by: Charlotte Betts**

**Quilted by: Lisa Patterson**

One Block Wonder with Panels

I took a class at our retreat with Jackie Hillman in 2021. I worked on this quilt for two more retreats with Jackie's guidance. I am very happy with the results. It really stretched my skills and creativity.



### Honorable Mention



### 3rd Place

**Notions at Play in the Quilty-Way**

**Pieced by: Susan Boyd**

**Quilted by: Susan Boyd**

Original design using individual notion patterns from "Full Bobbin Designs"

This quilt was made for the guild challenge. After I had an idea of notions (& ideas) at play, I had to make it! The little thread spools were my biggest challenge.

**1985**

**Pieced by: Peggy Palzkill**

**Quilted by: Peggy Palzkill**

Traditional Ocean Waves pattern

This quilt was made for my daughter. I started it as her baby quilt when I was expecting her in 1985. Now that I have finished, she is 37!



## PIECED WALL HANGING SMALL



### 1<sup>st</sup> Place

#### **The Sweetest Dog**

**Pieced by:** Janice Shindeler

**Quilted by:** Janice Shindeler

Original Design

This quilt is made in the Susan Carlson style. It was a donation item for a fund raiser that a friend purchased - the promise of a pet quilt. He sent me pictures of his dog and I made the quilt. We now have a similar offer in our online auction.



### 3<sup>rd</sup> Place (2 3<sup>rd</sup> place quilts)



### 2<sup>nd</sup> Place

#### **Little Lucy**

**Pieced by:** Karen Benson

**Quilted by:** Karen Benson

"Lucy Boston Patchwork of the Crosses" block

I took Melina Stanton's QGGH workshop on how to English Paper Piece (EPP) the Lucy Boston block. I became obsessed with making these blocks using Paula Nadelstern's fabric. Paula asked me to make this small quilt using her latest (2023) fabric collection.

#### **The Speed of Light**

**Pieced by:** Lorri Heffner

**Quilted by:** Lorri Heffner

Cindi Edgerton Pattern

Started for my father's house to decorate his home. Finished recently, very recently. Finished the top during the pandemic. Made from my stash and a paper piecing pattern by Cindi Edgerton.



### Honorable Mention

#### **QGGH Challenge**

**Pieced by:** Ellen Happe Phillips

**Quilted by:** Ellen Happe Phillips

Block is based on a design I got off a T-shirt from the International Quilt Museum in Lincoln, Nebraska. I am trying to find the name of the block.



### 3<sup>rd</sup> Place (2 3<sup>rd</sup> place quilts)

#### **Inspired by Lucy**

**Pieced by:** Cissa Kamakura

**Quilted by:** Cissa Kamakura

Pattern: Lucy Boston Patchwork of the crosses block I was inspired by this block in 2016 when I read about the original quilt. I made the paper pieces myself with free vector designs. I did modify the setting of the blocks from the original quilt.



## APPLIQUE



### 1<sup>st</sup> Place and Best of Show

**My Aunt Millie**

**Pieced by: Gail Rowland**

**Quilted by: Gail Rowland**

"Aunt Millies Garden" by Piece O' Cake Designs

Wonderful pattern to learn needle-turn appliqué. While the color palette is outside my norm I enjoyed the challenge.



### 2<sup>nd</sup> Place and Best Machine Quilting


**Dresden Flowers**

**Pieced by: Jackie Hillman**

**Quilted by: Jackie Hillman**

Center and corner Mariner Compass blocks were made in a class by Robin Ruth. The rest is an original design.

The Mariner's Compass blocks were made in a class taught by Robin Ruth in August 2021 and were the perfect finish for the center and corners of this original design.



### 3<sup>rd</sup> Place

**Blue Bird of Happiness**

**Pieced by: Debi Mishael**

**Quilted by: Debi Mishael**

"Blue Bird of Happiness" by Karen Kay Buckley

I loved this pattern when I saw it but I knew I had to make it when I saw the name of the pattern. My mother was in the original Shirley Temple movie of the same name when she was 2.5 years old! She even had a full screen close up



### Honorable Mention

**B'tzelem Eloheim - All in G-d's Image**

**Pieced by: Debi Mishael**

**Quilted by: Debi Mishael**

This was a pattern by Laura Strickland called "Blowing in the Wind"

The project began in a quilt guild workshop. I used lots of scraps of batik fabrics and hand appliquéd all the circles. The Hebrew letters mean "created in G-d's image and references the idea that we are all unique and special and all come from the same source of eternal creation."



## MIXED TECHNIQUE—LARGE



### 1st Place

#### Afternoon Delight

**Pieced by:** Marsha Hennigan

**Quilted by:** Marsha Hennigan

Block of the Month (BOM) Sue

Garman's "Afternoon Delight"

This was the Quilt Show's 2020 BOM. It gave me something to work on during the pandemic, but was put on hold during November and December while my broken arm healed.



### 2nd Place

#### English Garden

**Pieced by:** Lou Ellen Hassold

**Quilted by:** Angela McCorkle

English Garden pattern by Quiltworx

I love this pattern by Judy Niemeyer featuring baskets of appliqué flowers. I chose some of my favorite shades of pink, fuchsia, orange, and apricot to give the quilt color.



### Honorable Mention


#### Bright Owls

**Pieced by:** Cissa Kamakura

**Quilted by:** Cissa Kamakura

Pattern by Wendy Williams of Flying Fish Designs, "Urban Owls".

Hand appliqué, machine pieced, and quilted.



### 3rd Place

#### Spring Afternoon

**Pieced by:** Cissa Kamakura

**Quilted by:** Cissa Kamakura

Afternoon Delight pattern by Sue Garman

Hand appliqué and machine pieced. Quilted using an embroidery machine. My first attempt to custom quilt.



## MIXED TECHNIQUE— SMALL



### 1<sup>st</sup> Place

#### On a Wing and a Prayer

**Pieced by:** Debbie McHolick

**Quilted by:** Karen Lambdin (longarm)

Inspired by the QGGH zoom class "Lucy Boston Patchwork of the Crosses" with Melinda Stanton. January 2021

Handpieced English Paper Pieced "Patchwork of the Crosses" blocks. Hand appliquéd to a machine pieced background. All blocks have "fussy cut" critters with wings (grasshoppers, ladybugs, butterflies, & birds).



### 2<sup>nd</sup> Place

#### Dresden Trellis

**Pieced by:** Peggy Palzkill

**Quilted by:** Peggy Palzkill

Original Design

I began this quilt in a QGGH workshop taught by Dot Collins. The dresdens were made using her technique to make a 7 point dresden kaleidoscope and hand appliquéd to the background



### 3<sup>rd</sup> Place

#### Birds View of the World

**Pieced by:** Cissa Kamakura

**Quilted by:** Cissa Kamakura

"Color my World" by Wendy Williams, BOM for the Quilt Show 2021.

Hand appliquéd, machine appliquéd, machine pieced, and quilted.



## GROUP QUILT

### 1<sup>st</sup> Place

#### Red Barn Round Robin

**Pieced by:** Ellen Happe Phillips, Kelly Treadaway Ray, Leah Lutonsky, Kim Norton, Debbie Mauger, Janet Watson, and Patti Valenti  
**Ellen Happe Phillips, Kelly Trendaway Ray, Leah Lutonsky, Kim Norton, Debbie Mauger, Janet Watson, and Patti Valenti**

**Quilted by:** Ellen Happe Phillips (Hand guided)

This Red Barn Round Robin was started in January 2016. I completed the quilting in 2020. The participants were Leah Lutonsky (Conroe, TX), Debbie Mauger (Spring, TX), Kim Norton (Humble, TX), Ellen Happe Phillips (Houston, TX), Kelly Treadaway Ray 6/22/1959 - 7/10/2020 (Conroe, TX), Janet Watson (Coldspring, TX) and Patti Valenti (Magnolia, TX).



### 2<sup>nd</sup> Place

#### Cotton Pickin' Fantastic!

**Pieced by:** Kelley Bennett Cotton Pickin' Bee

**Quilted by:** Linda Beiswanger

Inspired by a Sue Garman Quilt- Ruffled Rose

This was a Round Robin challenge by the members of the Cotton Pickin' Bee. Rounds were made by Kelley Bennett, Linda Beiswanger, Darlene Jeter, Sue Early, and Debbie Ingram.



### 3<sup>rd</sup> Place

#### Panda Kaleidoscope

**Pieced by:** Audrey Lynn Audrey Lynn - Round Robin: Marilyn Bossmier, Donna Gustafson, Leslie Kelly, and Debbe Salinas  
**Quilted by:** Lisa Patterson

Book: Animal Quilts by Juliet Van der Heijden (Panda only), the rest around from round robin group.

I made the center medallion to use in my first round robin quilt. Love how it turned out. I collect Panda's so was thrilled to do this paper pieced panda.







## GROUP QUILT

### Honorable Mention

#### Criss-Cross Churn Dash

**Pieced by:** Sharon Kralj Blockbuilders Bee

**Quilted by:** Margie Urrabazo

Traditional blocks

The Blockbuilders Bee created this scrappy quilt from a quilt block trade of Churn Dashes and then added Irish Chain (aka, Criss-Cross) blocks. The Bee donates a quilt annually to different organizations.

## T SHIRT QUILTS

### 1<sup>st</sup> Place

#### Happy Retirement Joe

**Pieced by:** Lois Cleveland and Debbie Dansby

**Quilted by:** Lois Cleveland



Original design using t-shirts from the last 10 years of the Dulles High School band program. The quilt was made as a gift for the outgoing band director upon his retirement this past spring.

### 2<sup>nd</sup> Place

#### Laura's a Star

**Pieced by:** Lois Cleveland

**Quilted by:** Lois Cleveland



I found this design online and adapted it to work with the t-shirts I had been provided. The quilt is a graduation gift for my great niece.

---

**MINIATURES****1<sup>st</sup> Place****Flowers and Bicycle****Pieced by: Nasreen Saeedi****Quilted by: Nasreen Saeedi**

Pattern by Cheryl Lynch

This was a challenging quilt made with 3/8" squares. I used some Cherrywood fabrics and some batik, and covered it with tulle. The border is hand-dyed fabric to frame it.

**2<sup>nd</sup> Place****Tumbling Triangles****Pieced by: Peggy Palzkill****Quilted by: Peggy Palzkill**

"Tumbling Triangles" Pattern by Running with Scissors Quilters

A mini quilt from Running with Scissors "Tumbling Triangles" pattern. I used Christmas fabrics.


**3<sup>rd</sup> Place****Blooming Flowers****Pieced by: Nasreen Saeedi****Quilted by: Nasreen Saeedi**

Personal Photograph

This was a fun quilt to design and work with. Layers of different fabrics, organza, and tulle were used to create the blooming flowers and they were quilted with a variety of threads.



## ART QUILTS ORIGINAL DESIGN



### 1st Place & NAQJ Award of Merit

**Navigating the Wild Side**

**Pieced by: Jackie Hillman**

**Quilted by: Jackie Hillman**

Original design inspired by Gloria Loughman's "Quilted Symphony".

Inspired by Gloria Loughman's book, "Quilted Symphony". So many techniques incorporated into this quilt were outside the box for me. It took over 5 years to complete.



### Honorable Mention

**View Through the Shade of the MOHAI**

**Pieced by: Peggy Palzkill**

**Quilted by: Peggy Palzkill**

Katie Pasquini Masopust's Artful Log Cabin technique

Katie Pasquini Masopust's Artful Log Cabin technique was used to make this abstract quilt. A photograph taken of the Museum of History and Industry in Seattle, Washington is used as inspiration for the technique.



### 2nd Place

**Ellen and Kelly Friends Forever**

**Pieced by: Ellen Happe Phillips**

**Quilted by: Ellen Happe Phillips (hand guided)**

Original Design

I started this quilt 10 years ago to honor my friend Kelly who lost her battle with breast cancer in 2020. I got the courage to finish it in June of 2022, a week before the 2nd year anniversary of her passing. 42 years of love and friendship I am so glad I got to have. Her spirit will live in my heart forever.



### 3rd Place

**The Beast and the Beauty**

**Pieced by: Ruth E. Manny**

**Quilted by: Ruth E. Manny**

Original design using machine piecing, machine quilting, hand appliqué, hand stitching, water color painting, fabric discharge, and dyeing.

The 1930's dust storms produced an environmental disaster. Crops were destroyed and respiratory illness resulted in death. However dust carried by wind can create breath-taking sunsets fueling hope and resilience. Materials: Commercial fabric, prepared for dye fabric, tulle, water color paint, intense ink blocks, wool roving, stringy bits (Cherrywood), embroidery floss, fabric discharge paste, Colorhue dye, and Tsukineko ink.



## ART QUILT FROM A PATTERN



### 1st Place

#### Painted Splendor

**Pieced by: Jackie Hillman**

**Quilted by: Jackie Hillman**

Class by Andrea Brokenshire in March 2018  
Border - Ricky Tims

Coneflower painted on white silk and started in a class taught by Andrea Brokenshire in March 21, 2018. The border was inspired by Ricky Tims quilt "Luminarium", February 2017.



### 2nd Place

#### Lively Landmarks

**Pieced by: Susan Boyd**

**Quilted by: Susan Boyd**

2021 TQS BOM "Color My World" by Wendy Williams with 8 original landmarks added.

I enjoyed making this with my 8 original foundation-pieced landmarks. The 4 small, numbered, outer-ring houses represent family homes in Houston and Perth. Outer corner landmarks represent residences in Texas, California, Australia, and Norway.



### 3rd Place

#### The Daisy in the Room

**Pieced by: Sarah Cleveland**

**Quilted by: Lois Cleveland**

Lulu by Laura Heine

Flowers and other floral elements layered and adhered onto elephant outline on interfacing. Whole elephant was then adhered to background fabric.





## ART QUILT FROM A PATTERN

### Honorable Mention

**Will You Still Need Me...**

**Pieced by: Linda Stokes**

**Quilted by: Linda Stokes**

2022 International Quilt Festival portrait class with AnaPaula Brasil. Used my original photo.

An appliqué class that stretched my limits. But, I enjoyed the process and wound up with a realistic fabric portrait.

## MODERN QUILTING



### 1st Place

**It's All About The Quilting**

**Pieced by: Ellen Happe Phillips**

**Quilted by: Ellen Happe Phillips**  
(hand guided)

Houston Modern Quilt Guild BOM

I participated in a block of the month with the Houston Modern Quilt Guild in 2021. I lost interest in the blocks but didn't want any orphan blocks in my stash. I assembled what I had and realized I could test out some new templates/rulers on my longarm. What fun that was.

This quilt is all about quilting.



### 3rd Place

**Pop Retro Squares**

**Pieced by: Pam Tedeschi**

**Quilted by: Jane Plisga**

Austin Modern Quilts by Elena

**Honorable Mention 1904**

**Fly Away**

**Pieced by: Teresa Darr Teresa Darr and Pam Tedeschi**

**Quilted by: Jane Plisga**



### 2nd Place

**Summer of 2022**

**Pieced by: Gerry Bosworth**

**Quilted by: Gerry Bosworth**

Original Design

Made last summer, all I could think about was how oppressively hot it was. This quilt started out in spring colors but morphed into these deep red colors.



## JUVENILE THEMED



### 1<sup>st</sup> Place

#### Trip Around the World

**Pieced by: Lynne A. Hoefer**

**Quilted by: Jane Plisga**

Trip around the World

I combined the solids from the Guild challenge with 1930's style fabrics to make a quilt that reminds me of the one I slept under as a child.



### 2<sup>nd</sup> Place

#### Stacked Diamonds

**Pieced by: Peggy Palzkill**

**Quilted by: Peggy Palkill**

Original design

Made from leftovers from another project. I used every last bit of scraps to make the borders on the top and bottom of this crib quilt.



### Honorable Mention

#### Circle Study

**Pieced by: Gerry Bosworth**

**Quilted by: Gerry Bosworth**

Original Design

I decided to learn to construct circles.



### 3<sup>rd</sup> Place

#### Springtime Baby

**Pieced by: Lois Cleveland**

**Quilted by: Lois Cleveland**

Original Design

The fabric in this quilt's borders just grabbed my attention and dictated that I should use it in a quilt for a baby girl. All of the other fabrics came from my stash and were selected to be fun, springtime additions.



## Quilts from Kits



### 1<sup>st</sup> Place and Viewer's Choice

#### Summer Breeze

**Pieced by:** Lou Ellen Hassold

**Quilted by:** Angela McCorckle

Summer Breeze kit from Jacqueline DeJonge

The colors in this quilt remind me of sunny mornings at the beach. With the beautiful fabrics provided, this kit by Jacqueline DeJonge was a joy to make.



### 2<sup>nd</sup> Place

#### Tweeting Through the Year

**Pieced by:** Doris Fleming

**Quilted by:** Ellen Happe Phillips

A Feathered Family

Needle-turn is my favorite appliqué technique. The quilt blocks of assorted sizes framed by patchwork and some embroidery made the project enjoyable to sew.



### Honorable Mention

#### Squash Squad

**Pieced by:** Janice Shindeler

**Quilted by:** Janice Shindeler

Sue Spargo Pattern & Kit

A sweet project released by Sue Spargo during COVID. I opted to buy the fabric kit, the directions were free online. I altered the border



### 3<sup>rd</sup> Place

#### My Daddy's Quilt

**Pieced by:** Alice Clark

**Quilted by:** Ellen Happe Phillips

A New Age BOM by Nancy Rink Designs

This BOM kit was offered by the quilt shop in my Daddy's hometown. I lived overseas at the time, and my Dad was always happy to pick up each month's pattern and kit for me. As a result, this man in his late 80's became rather famous at the quilt shop.



## DIMENSIONAL WORK



### 1st Place

**My, What Great Legs You Have!**

**Pieced by: Cynthia Cleveland**

**Quilted by: Cynthia Cleveland**

Original Design

Melding my love for the ocean with being an engineer and an artist - I used my fascination with mixed fibers and quilting to bring this octopus to life.



### 2nd Place

**Two Pillows**

**Pieced by: Jackie Hillman**

**Quilted by: Jackie Hillman**

Original design

These two pillows blend with the colors in our drapes and a UFO quilt that will eventually go on the wall in our new home.



### Honorable Mention


**Tote Bag, Project Bag, Needle Book Set**

**Pieced by: Cissa Kamakura\***

**Quilted by: Cissa Kamakura**

The tote bag was inspired by Sotak Handmade "Chubby Tote Bag". The project bag was inspired by "Elizabeth Can Stitch" YouTube video.

I modified and adapted the instructions from YouTube videos from Sotak Handmade and Elizabeth Can Stitch to fit with the size of the challenge fabric and to satisfy my needs.



### 3rd Place

**San Francisco Skyline Pillow**

**Pieced by: Peggy Palzkill**

**Quilted by: Peggy Palzkill**

Shannon Brinkley's Scrappy Appliqué S.F. Skyline pattern

Made using Shannon Brinkley's Scrappy Appliqué technique, this is her San Francisco Skyline pattern.

### Honorable Mention

**Royal Smocking Dress**

**Pieced by: Nasreen Saeedi**

**Smocked by: Nasreen Saeedi**

This embroidered smocked dress was made for my 3 year old granddaughter. I saw Princess Charlotte of the UK wearing a smocked dress and loved it.





## EMBELLISHED



### 1<sup>st</sup> Place

#### Migration 1 - The Walk

Pieced by: Janice Shindeler

Quilted by: Janice Shindeler

Original Design

A folk art documentation of the search for freedom and a safe home for their children. Translation: Under the sun we walk and we walk.



### 2<sup>nd</sup> Place

#### Life's a Journey

Pieced by: Jackie Hillman

Quilted by: Jackie Hillman

Sue Dollin's Piece by  
Piece Design/  
Deviant Art

Inspired by Sue Dollin's quilt posted on Deviant Art and Pinterest. Over half the ties in this quilt belonged to family members with additional ties being purchased at thrift shops.



### Honorable Mention


#### Amor

Pieced by: Janice Shindeler

Quilted by: Janice Shindeler

Original Design

Hand appliquéd, quilted, and embellished. I wanted to portray the warmth and happy spirit of Mexico.



### 3<sup>rd</sup> Place

#### Migration 2- The Arrival

Pieced by: Janice Shindeler

Quilted by: Janice Shindeler

Original Design

Wool and cotton appliqué, embellished with two woven pieces. Translation: Here Hope Dies




Thank you

# YOU NEVER KNOW

**Your talents, ideas and insights provide an opportunity for the community and our guild to learn new techniques and share ideas to ensure the future of quilting.**







## 2023 QGGH Joy of Quilts Committee

### Joy of Quilts Committee and Volunteers

Show Chair	Lois Cleveland
Curator	Karen Benson
Judging	Peggy Palzkill
Online Auction	Mary Van Speybroeck
Vendors	Debi Mishael
Animal Portraits Display	Elizabeth Fischer, Kathy Kennedy
Boutique	Elaine White, Audrey Lynn
Comforter Quilt Display	Janet Becker
Decorations	Alice Clark, Veronica Rutenberg
End of Show Quilt Distribution	Marsha Hennigan
In Remembrance	Jackie Sternat
Judging Intake	Lisa Mastriano
On-site Treasurer	Judy Barney
Program	Maryellen Robinson
Publicity	Rookaya Goolam, Shirley Hunter, Janice Schindeler
Show Admissions	Anna Gay
Texas Quilts Display	Deborah Gutilla
Ticket Sales	Kathie Williams
Tin Can Raffle	Carol Garcia
Transportation	Veronica Rutenberg
Vendor Hospitality	Erica Furman
Viewer's Choice	Anna Gay
Volunteer Coordinator	Janis LaRocque



## The success of Joy of Quilts 2023 would not have been successful without the dedicated volunteers of QGGH!

Teresa Andersen	Carol Garcia	Helen Nielson	Mary Wood
Elizabeth Fisher	Audrey Lynn	Linda Wardell	Liz Combs
Linda Hopwood	Linda Stokes	Laura Carmer	Marsha Hennigan
Veronica Rutenberg	Charlotte Betts	Suzanne Goubeaud	Patty Reid
Christy Andrews	Anna Gay	Susan Pain	Cindy Dewstow
Suzie Foote	Marcia Marty	Mary Wells	Jackie Hillman
Shirley Hunter	Marilyn Svoboda	Alice Clark	Nancie Roach
Ann Schaefer	Gerry Bosworth	Meg Guldner	Connie Eicher
Tedi Armet	Nancy Gennaro	Peggy Palzkill	Lynn Hoefer
Marsha Franty	Lisa Mastriano	Elaine White	Maryellen Robinson
Kathy Keim	Pam Tedeschi	Cynthia Cleveland	Susan Frisbee Hume
Janice Schindeler	Susan Boyd	Deb Guttilla	Many husbands including :
Judy Barney	Lynne Gevirtz	Susan Penny	
Diana Fredricks	Ellie McMaster	Sue Jean White	• <b>Xavier Stokes</b>
Sharon Kralj	Amy Theall	Lois Cleveland	• <b>Robert Hume,</b>
Barbara Schwind	Liz Broussard	Harriet Halkyard	• <b>Terry Phillips,</b>
Janet Becker	Latricia Girior	Peggy Pyle	• <b>Jesse Robinson</b>
Lynn Frostman	Olivia Mireles	Kathie Williams	• <b>Lewis Bauerlein</b>
Janis LaRocque	Bobbie Tompkins	Sarah Cleveland	<b>Family Members</b>
Elizabeth Spies	Claudia Burns	Ellen Happe Phillips	• <b>Anna Benson</b>
Karen Benson	Sheila Glover	Donna Pyle	• <b>Kelly Benson</b>
Erica Furman	Debi Mishael	Sarah Wolfe	
Jean Law	Mary Van Speybroeck	Barbara Cline	
Effie Stevens	Anita Byars	Pam Heine	
Kelley Bennett	Rookaya Goolam	Meg Raatz	





## 2023 QGGH Joy of Quilts Financials

### Joy of Quilts Show Financials (Estimated)

#### Income

Ticket Sales	\$13,756.00
Quilt Entry Fees	\$2,338.80
Auction	\$3,480.00
Vendors & Sponsors	\$12,427.50
Basket Raffle	\$5,076.00
Boutique	\$2,499.00

**Total Income** **\$39,577.30**

#### Expenses

Venue, rentals, security	\$7,456.00
Judging fees & expenses	\$4,365.75
Printing	\$1,287.00
Marketing	\$1,210.60
Misc. Expenses	\$1,467.54

**Total Expenses** **\$15,786.89**

**Current Net Income** **\$23,790.41**

Anticipated Security Refund \$1,500.00

**Projected Net Income** **\$25,290.41**

## 2023 QGGH Board Members

Executive Board		
Office	Name	Email
President	Sharon Kralj	<a href="mailto:info@qgghouston.org">info@qgghouston.org</a>
1st VP Programs	Karen Benson	<a href="mailto:vpprograms@qgghouston.org">vpprograms@qgghouston.org</a>
2nd VP Membership	Olivia Mireles	<a href="mailto:membershipqggh@gmail.com">membershipqggh@gmail.com</a>
Secretary	Ellie McMaster	<a href="mailto:secretary@qgghouston.org">secretary@qgghouston.org</a>
Treasurer	Teresa Andersen	<a href="mailto:treasurer@qgghouston.org">treasurer@qgghouston.org</a>
Workshop Chair	Linda Stokes	<a href="mailto:workshops@qgghouston.org">workshops@qgghouston.org</a>
Daytime Chair	Alice Clark	<a href="mailto:daytimeprograms@qgghouston.org">daytimeprograms@qgghouston.org</a>
Newsletter Editor	Lois Cleveland	<a href="mailto:newsletter@qgghouston.org">newsletter@qgghouston.org</a>
Representative at Large	Maryellen Robinson	<a href="mailto:repatlarge@qgghouston.org">repatlarge@qgghouston.org</a>
Program Chair Elect	Christy Andrews	-
Workshop Chair Elect	Diana Fredricks	-
Committee Chairs		-
Treasure Table	Deb Gutilla	<a href="mailto:treasuretable@qgghouston.org">treasuretable@qgghouston.org</a>
2023 Quilt Show Chair	Lois Cleveland	<a href="mailto:joyofquilts@qgghouston.org">joyofquilts@qgghouston.org</a>
Audit Committee	Carol M. Johnson, Barbara Jensen, Latricia Giroir	
Bee Coordinator	Anna Gay	<a href="mailto:bees@qgghouston.org">bees@qgghouston.org</a>
Charity Quilt Day	Janet Becker	<a href="mailto:Comforters@qgghouston.org">Comforters@qgghouston.org</a>
Coalition Liaison	Meg Raatz	<a href="mailto:coalitionliaison@qgghouston.org">coalitionliaison@qgghouston.org</a> ;
Comforters	Janet Becker	<a href="mailto:Comforters@qgghouston.org">Comforters@qgghouston.org</a> ;
Door Prizes	Amy Theall, Anna Gay	<a href="mailto:doorprizes@qgghouston.org">doorprizes@qgghouston.org</a> ;
Endowments	Ruth Manny	<a href="mailto:endowments@qgghouston.org">endowments@qgghouston.org</a>
Historian / Show & Tell	Susan Boyd , Patty Reid	<a href="mailto:showandtell@qgghouston.org">showandtell@qgghouston.org</a> ;
IT Chair	Mary Van Speybroeck	<a href="mailto:QGGHITChair@outlook.com">QGGHITChair@outlook.com</a> >
Learn to Quilt		<a href="mailto:learntoquiltbooth@qgghouston.org">learntoquiltbooth@qgghouston.org</a> ;
Librarian	Meg Guldner, Veronica Rutenberg, Suzie Foote	<a href="mailto:librarian@qgghouston.org">librarian@qgghouston.org</a>
Parliamentarian	Lois Cleveland	<a href="mailto:Parliamentarian@qgghouston.org">Parliamentarian@qgghouston.org</a>
Publicity		
Retreats	Charlotte Betts	<a href="mailto:retreats@qgghouston.org">retreats@qgghouston.org</a> ;



## 2022 QGGH Board Members

Executive Board		
Office	Name	Email
President	Meg Raatz	<a href="mailto:info@qgghouston.org">info@qgghouston.org</a>
1st VP Programs	Ellen Happe Phillips	<a href="mailto:vpprograms@qgghouston.org">vpprograms@qgghouston.org</a>
2nd VP Membership	Olivia Mireles	<a href="mailto:membershipqggh@gmail.com">membershipqggh@gmail.com</a>
Secretary	Lisa Mastriano	<a href="mailto:secretary@qgghouston.org">secretary@qgghouston.org</a>
Treasurer	Teresa Andersen	<a href="mailto:treasurer@qgghouston.org">treasurer@qgghouston.org</a>
Workshop Chair	Peggy Palzkill	<a href="mailto:workshops@qgghouston.org">workshops@qgghouston.org</a>
Daytime Chair	Alice Clark	<a href="mailto:daytimeprograms@qgghouston.org">daytimeprograms@qgghouston.org</a>
Newsletter Editor	Shirley Hunter	<a href="mailto:newsletter@qgghouston.org">newsletter@qgghouston.org</a>
Representative at Large	Maryellen Robinson	<a href="mailto:repatlarge@qgghouston.org">repatlarge@qgghouston.org</a>
Program Chair Elect	Karen Benson	-
Workshop Chair Elect	Linda Stokes	-
Committee Chairs		
Treasure Table	Deb Gutilla	<a href="mailto:treasuretable@qgghouston.org">treasuretable@qgghouston.org</a>
2023 Quilt Show Chair	Lois Cleveland	<a href="mailto:joyofquilts@qgghouston.org">joyofquilts@qgghouston.org</a>
Audit Committee	Latricia Giroir, Susan Boyd, Connie Eicher	
Bee Coordinator	Anna Gay	<a href="mailto:bees@qgghouston.org">bees@qgghouston.org</a>
Charity Quilt Day	Janet Becker	<a href="mailto:Comforters@qgghouston.org">Comforters@qgghouston.org</a>
Coalition Liaison	Meg Raatz	<a href="mailto:coalitionliaison@qgghouston.org">coalitionliaison@qgghouston.org</a> ;
Comforters	Janet Becker	<a href="mailto:Comforters@qgghouston.org">Comforters@qgghouston.org</a> ;
Community Service	Donna Pyle	<a href="mailto:communityservice@qgghouston.org">communityservice@qgghouston.org</a>
Door Prizes	Elizabeth Fisher Anna Gay	<a href="mailto:doorprizes@qgghouston.org">doorprizes@qgghouston.org</a> ;
Endowments	Ruth Manny	<a href="mailto:endowments@qgghouston.org">endowments@qgghouston.org</a>
Historian / Show & Tell	Susan Boyd , Linda Hopwood	<a href="mailto:showandtell@qgghouston.org">showandtell@qgghouston.org</a> ;
IT Chair	Mary Van Speybroeck	<a href="mailto:QGGHITChair@outlook.com">QGGHITChair@outlook.com</a> >
Learn to Quilt	Donna Pyle	<a href="mailto:learntoquiltbooth@qgghouston.org">learntoquiltbooth@qgghouston.org</a> ;
Librarian	Meg Guldner, Veronica Ruten- berg, Suzie Foote	<a href="mailto:librarian@qgghouston.org">librarian@qgghouston.org</a>
Parliamentarian	Lois Cleveland	<a href="mailto:Parliamentarian@qgghouston.org">Parliamentarian@qgghouston.org</a>
Retreats	Charlotte Betts	<a href="mailto:retreats@qgghouston.org">retreats@qgghouston.org</a> ;