


# Mounting Bracket Dimension Form



Throat Width \_\_\_\_\_

Diameter of Hole \_\_\_\_\_  
Pin length \_\_\_\_\_

## Lugging (Mounting Bracket) Identification for Pin-On Couplers

In order to determine what mounting bracket we need to put on your attachment, please provide the following information:

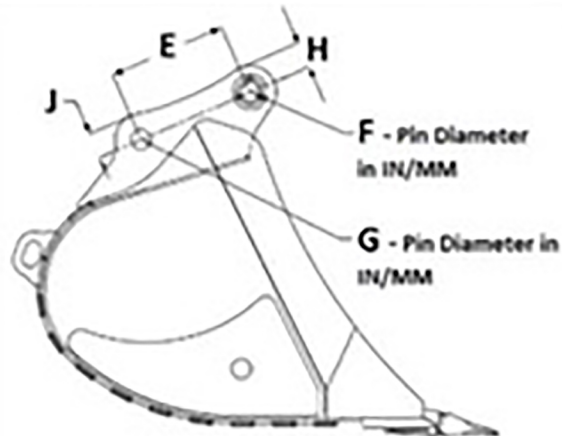
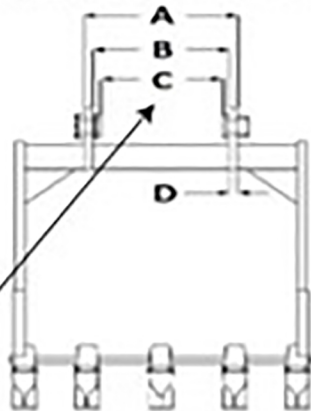
1. ID tag from a bucket or coupler on machine

Manufacturer: \_\_\_\_\_

Part Number: \_\_\_\_\_

Serial Number: \_\_\_\_\_

A legible photo will work as well.



C Dimension- Inside Throat: \_\_\_\_\_

E Dimension-Distance From Pins: \_\_\_\_\_

F Dimension Diameter of Outboard Pin: \_\_\_\_\_

G Dimension Dimension of Inboard Pin: \_\_\_\_\_

In MM please. Sign Off: \_\_\_\_\_

Name and Phone Number