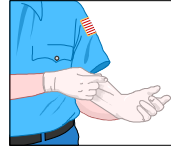


Basic Treatment for All Patients

1. Scene Safety / Size-Up
2. Personal Protective Equipment
3. Check responsiveness
4. Call 911

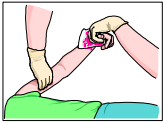


Check **Airway, Breathing** and Provide **CPR** if Needed



1. Open the Airway (Head Tilt / Chin lift)
2. Check for Breathing
3. If not breathing, Give 2 Slow Breaths
4. Once the Breaths go in, Perform CPR
5. 30 Compressions / 2 Breaths / 5 Cycles
6. Apply the A.E.D. if available.
7. If the Patient is not Breathing After 5 Cycles, start over again.

BLEEDING



1. Clean the injury (Soap and Water)
2. Control the bleeding
3. Bandage
4. Do not removed impaled objects!

BROKEN BONES



1. Splint the injury
2. Control any bleeding
3. Elevate / Ice
(Everything is broken until proven otherwise)

BURNS



1. Stop the burning (water for liquid chemical brush off powder chemicals)
2. Use room temperature water
3. Determine the size / degree of burn
4. Drip dry and bandage dry
5. For eye burns, flush the eye(s) with water. The injured eye is placed furthest from the water source.

BITES / STINGS



1. Scrape off the stinger or fang.
2. Wash with soap and water.
3. Circle / Time
3. Elevate bite and keep patient calm.
4. Check for breathing difficulty.
5. If an insect is embedded in the skin, seek medical attention for removal.
6. 911 if needed.

MEDICAL EMERGENCIES



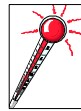
1. Call 911.
2. Keep the patient calm.
3. **Assist** with any needed medicine (Inhaler, Epipen, Aspirin, Narcan)
4. Monitor Airway and Breathing
5. For Diabetics, give sugar.
6. Seizures - keep the patient safe, do not hold them down, and do not stick anything in their mouth.

SUSPECTED POISONING



1. Call 911.
2. Call Poison Control at 1-888-222-1222

TEMPERATURE RELATED EMERGENCIES



1. Call 911.
2. Remove the person from the heat / cold.
3. Moderate their temperature. Do not change their temperature too quickly.

SHOCK



1. Lie the person on their back.
2. Cover them with a blanket.
3. Elevate their legs 8-12 inches

SPINAL INJURIES



1. Hold the head in place.
2. Keep the spine straight.
3. Head must be supported until 911 arrives.

This form is not intended to replace formal training.

www.source4safety.com / 833-285-1777