


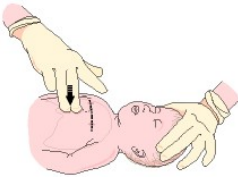



<b><i>INFANT CPR</i></b> 0-1 Year Old	How to Check	Corrective Actions
1. Check Responsiveness	<p><b>SCENE SAFETY!</b> Shake and tap the person. Pinch the infant's hand or foot. If he/she does not respond...</p> 	Call 911 or other local emergency number.
2. Check Breathing	<p>Look for signs of life...adequate breathing, movement and skin color. If not breathing...</p>  	<b>BEGIN CPR!</b>
3. Begin CPR	<p>Place two fingers between the nipples...</p>  	Perform 30 chest compressions. Compress the chest 1/2 - 1 inches. Follow the compressions, give 2 breaths. After 2 minutes, repeat steps 2 and 3 until patient is breathing on their own.

Continue these steps until help arrives or the patient begins to breathe on his/her own.