






| <i>INFANT CPR</i> 0-1 Year Old | How to Check | Corrective Actions |
|--|--|---|
| 1. Check Responsiveness | <p>SCENE SAFETY! Shake and tap the person. Pinch the infant's hand or foot. If he/she does not respond...</p>  | Call 911 or other local emergency number. |
| 2. Check Breathing | <p>Look for signs of life...adequate breathing, movement and skin color. If not breathing...</p>   | BEGIN CPR! |
| 3. Begin CPR | <p>Place two fingers between the nipples...</p>   | Perform 30 chest compressions. Compress the chest ½ - 1 inches. Follow the compressions, give 2 breaths. After 2 minutes, repeat steps 2 and 3 until patient is breathing on their own. |

Continue these steps until help arrives or the patient begins to breathe on his/her own.