Q1 Please select if you are responding as a resident, visitor, business, organisation or work in the town.

Answered: 431 Skipped: 9

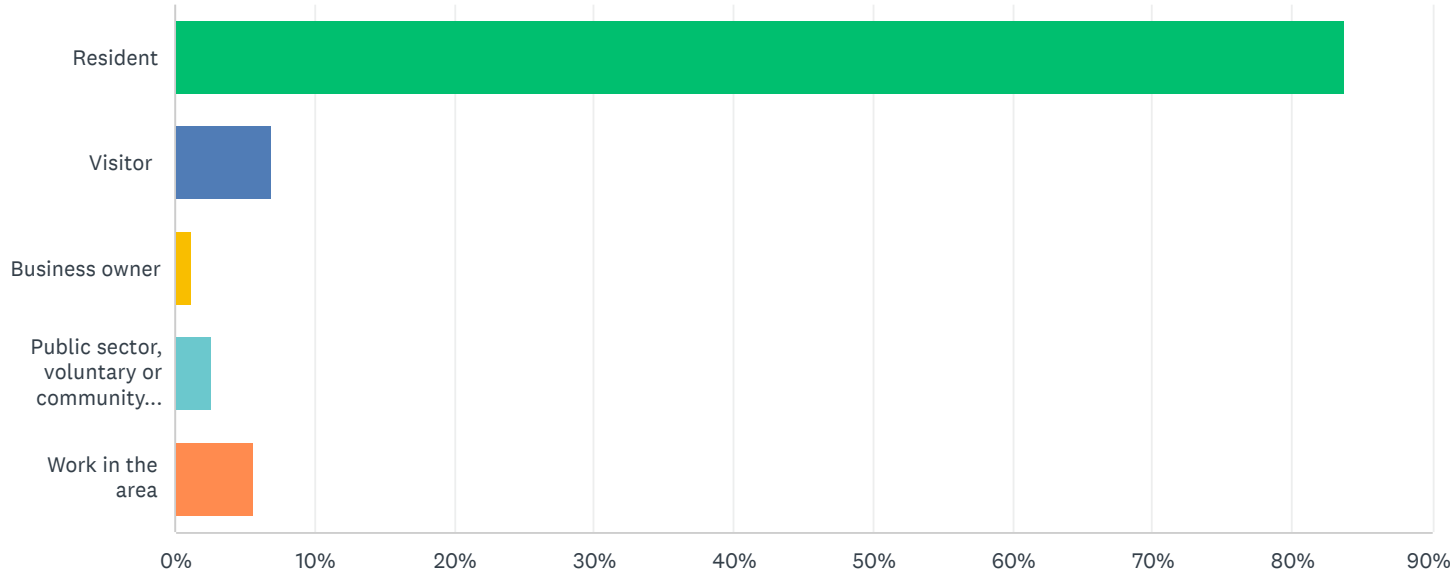

ANSWER CHOICES	RESPONSES	
Resident	83.76%	361
Visitor	6.96%	30
Business owner	1.16%	5
Public sector, voluntary or community organisation	2.55%	11
Work in the area	5.57%	24
TOTAL		431

Q2 Which of the following best describes your gender?

Answered: 430 Skipped: 10

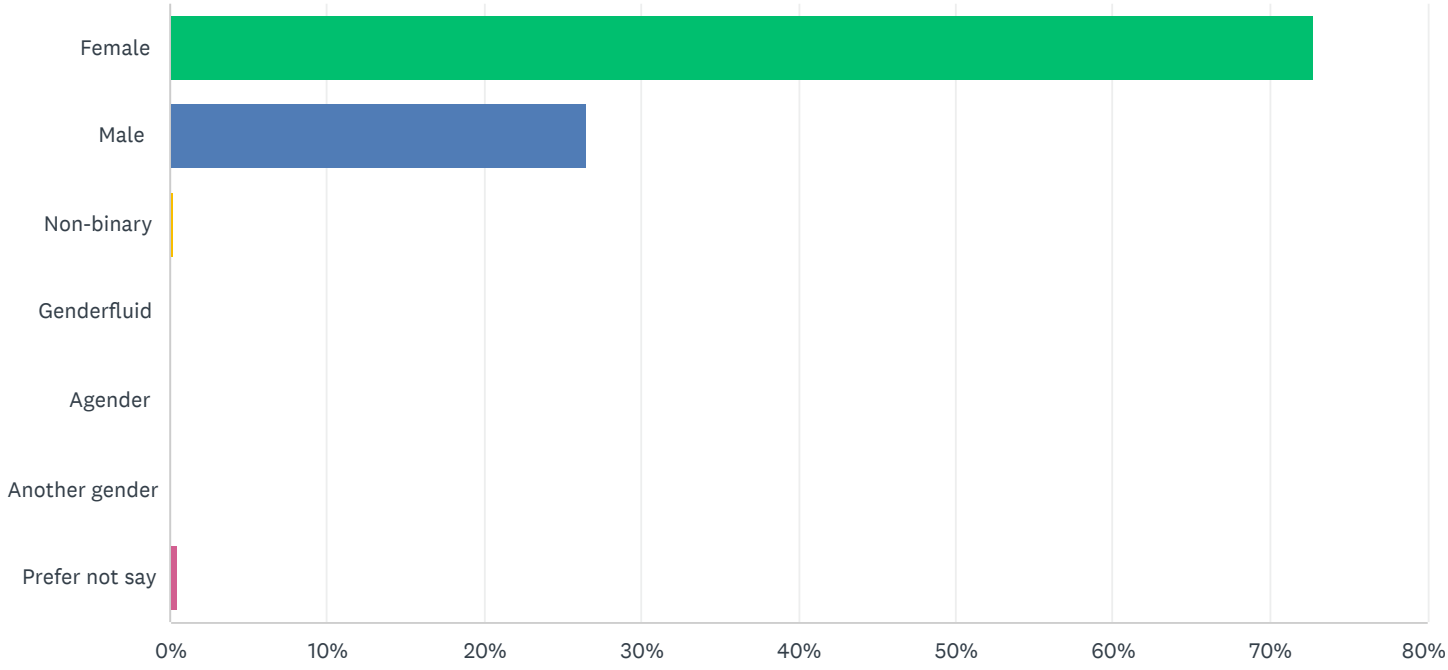

ANSWER CHOICES	RESPONSES	
Female	72.79%	313
Male	26.51%	114
Non-binary	0.23%	1
Genderfluid	0.00%	0
Agender	0.00%	0
Another gender	0.00%	0
Prefer not say	0.47%	2
TOTAL		430

Q3 Which of these age groups applies to you?

Answered: 430 Skipped: 10

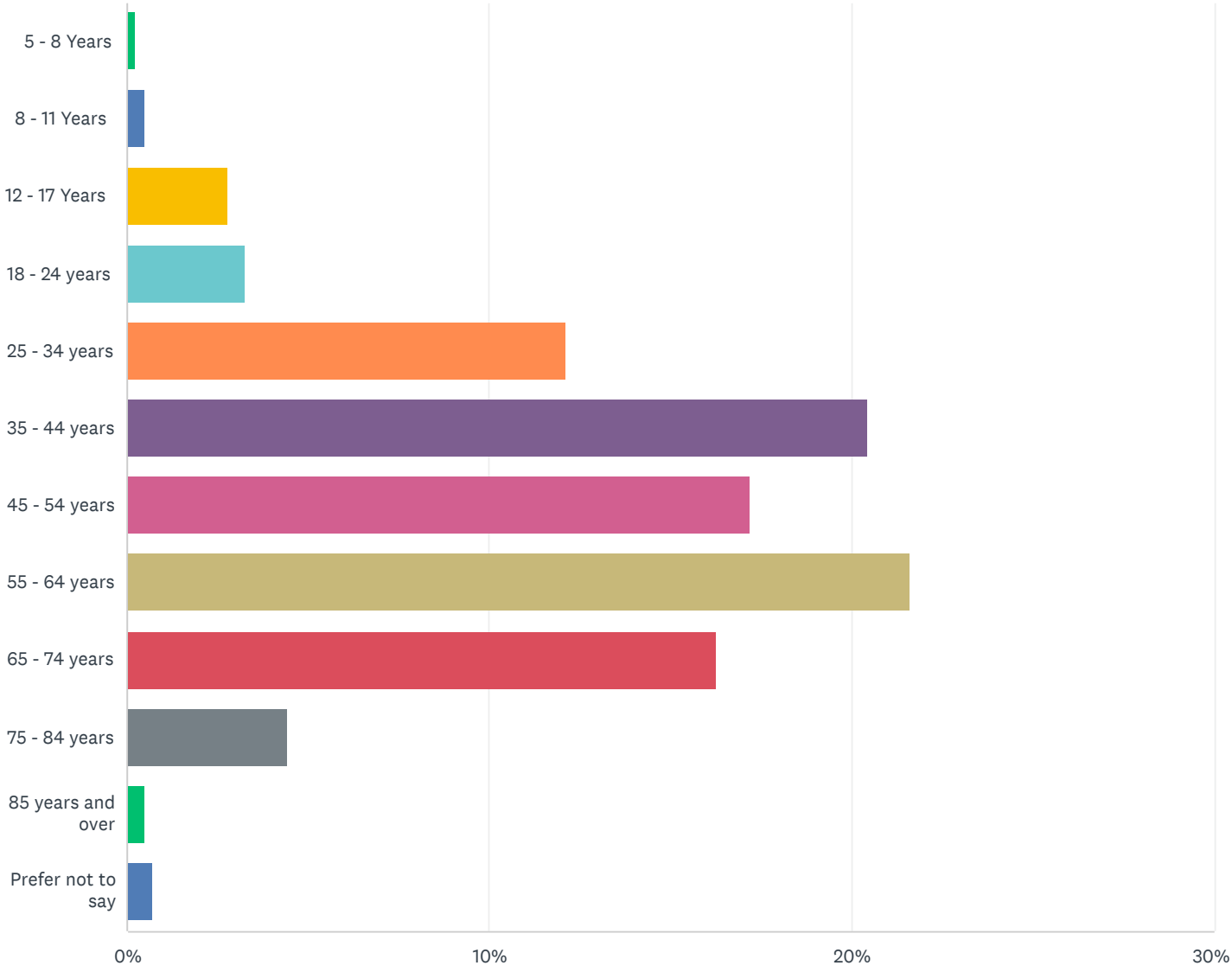

ANSWER CHOICES	RESPONSES	
5 - 8 Years	0.23%	1
8 - 11 Years	0.47%	2
12 - 17 Years	2.79%	12
18 - 24 years	3.26%	14
25 - 34 years	12.09%	52
35 - 44 years	20.47%	88
45 - 54 years	17.21%	74
55 - 64 years	21.63%	93
65 - 74 years	16.28%	70
75 - 84 years	4.42%	19
85 years and over	0.47%	2
Prefer not to say	0.70%	3
TOTAL		430

Q4 Do you have a disability?

Answered: 427 Skipped: 13

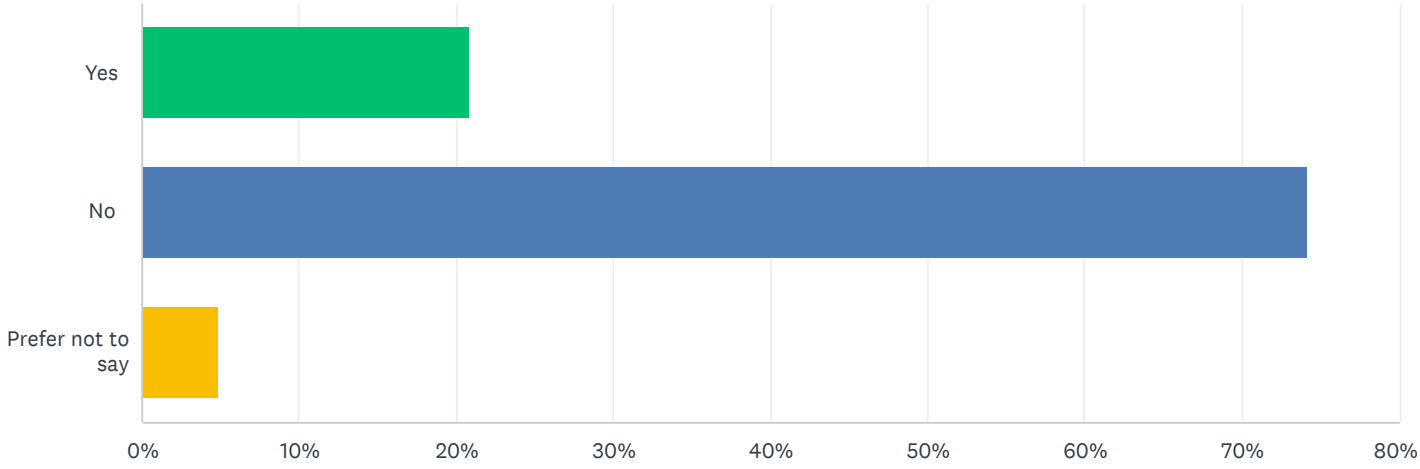

ANSWER CHOICES	RESPONSES	
Yes	20.84%	89
No	74.24%	317
Prefer not to say	4.92%	21
TOTAL		427

Q5 Are your day to day activities limited because of a health problem or disability which has lasted, or is expected to last, at least 12 months?

Answered: 429 Skipped: 11

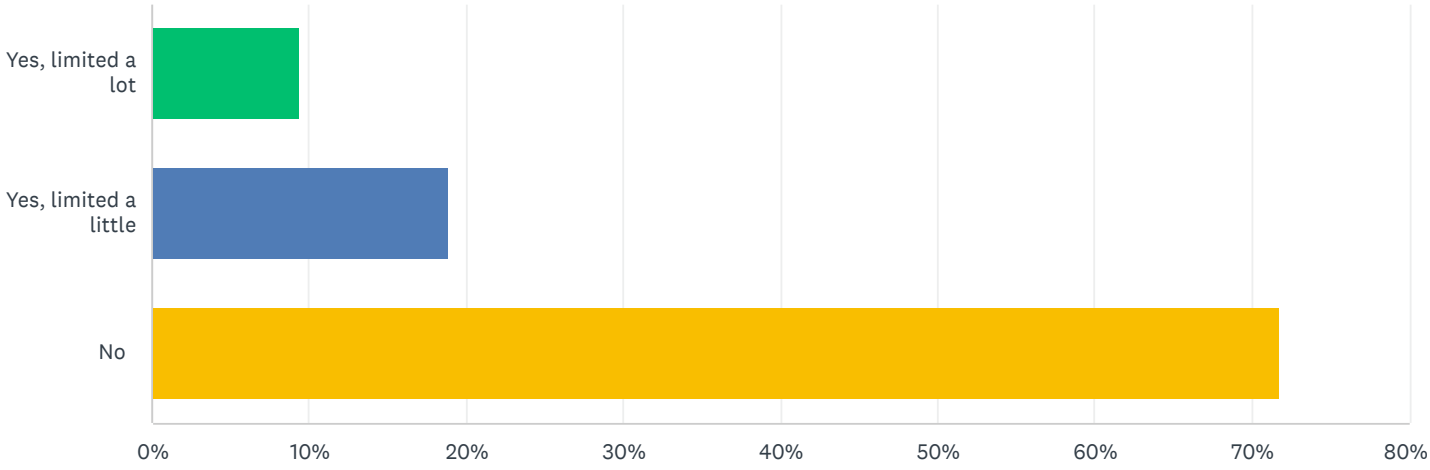

ANSWER CHOICES	RESPONSES	
Yes, limited a lot	9.32%	40
Yes, limited a little	18.88%	81
No	71.79%	308
TOTAL		429

Q6 Please select the disability below as stated;

Answered: 362 Skipped: 78

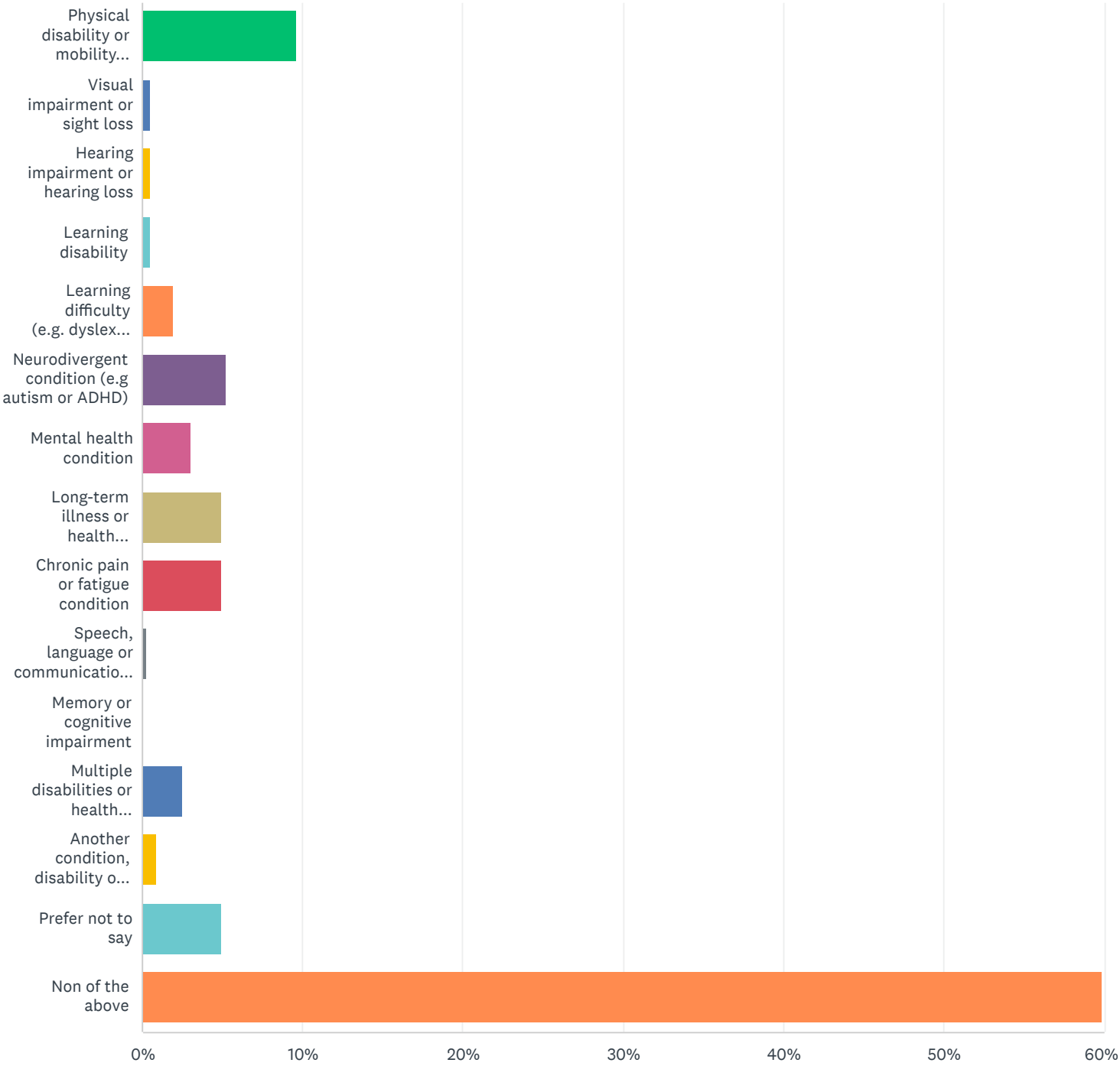

ANSWER CHOICES	RESPONSES	
Physical disability or mobility impairment	9.67%	35
Visual impairment or sight loss	0.55%	2
Hearing impairment or hearing loss	0.55%	2
Learning disability	0.55%	2
Learning difficulty (e.g. dyslexia, dyspraxia or dyscalculia)	1.93%	7
Neurodivergent condition (e.g autism or ADHD)	5.25%	19
Mental health condition	3.04%	11
Long-term illness or health condition	4.97%	18
Chronic pain or fatigue condition	4.97%	18
Speech, language or communication difficulty	0.28%	1
Memory or cognitive impairment	0.00%	0
Multiple disabilities or health conditions	2.49%	9
Another condition, disability or impairment	0.83%	3
Prefer not to say	4.97%	18
Non of the above	59.94%	217
TOTAL		362

Q7 What is your ethnic group? (Please tick one box only)

Answered: 431 Skipped: 9


White: English, Welsh, Scottish,...
White: Irish
White: Gypsy or Irish Traveller
White: Roma
White: Any other background
Asian or Asian British: Indian
Asian or Asian British: Pakistani
Asian or Asian British: Bangladeshi
Asian or Asian British: Chinese
Asian or Asian British: Any other Asian...
Mixed: White and British Caribbean
Mixed: White and Black African
Mixed: White and Asian
Any other mixed / multiple eth...
Black or Black British: Caribbean
Black or Black British: African
Black or Black British: Any other black...
Arab
Other ethnic group
Prefer not to say
0%
10%
20%
30%
40%
50%
60%
70%
80%
90%
100%

ANSWER CHOICES	RESPONSES	
White: English, Welsh, Scottish, Northern Irish or British	95.82%	413
White: Irish	0.46%	2
White: Gypsy or Irish Traveller	0.23%	1
White: Roma	0.00%	0
White: Any other background	1.39%	6
Asian or Asian British: Indian	0.00%	0
Asian or Asian British: Pakistani	0.00%	0
Asian or Asian British: Bangladeshi	0.00%	0
Asian or Asian British: Chinese	0.00%	0
Asian or Asian British: Any other Asian background	0.00%	0
Mixed: White and British Caribbean	0.00%	0
Mixed: White and Black African	0.46%	2
Mixed: White and Asian	0.00%	0
Any other mixed / multiple ethnic background	0.00%	0
Black or Black British: Caribbean	0.00%	0
Black or Black British: African	0.00%	0
Black or Black British: Any other black background	0.00%	0
Arab	0.00%	0
Other ethnic group	0.00%	0
Prefer not to say	1.62%	7
TOTAL		431

Q8 Please indicate how you would like to hear from us from the options below

Answered: 420 Skipped: 20

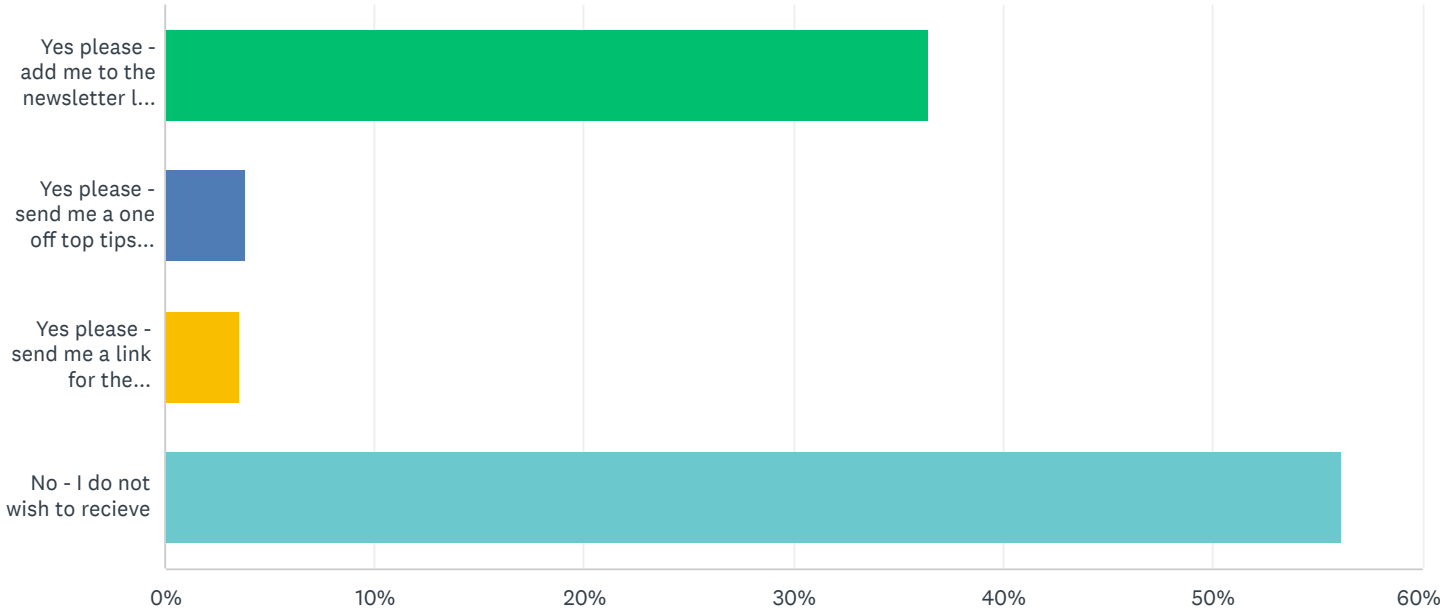

ANSWER CHOICES	RESPONSES	
Yes please - add me to the newsletter list (email address required)	36.43%	153
Yes please - send me a one off top tips email (email address required)	3.81%	16
Yes please - send me a link for the Healthier Wyre Facebook (email address required)	3.57%	15
No - I do not wish to recieve	56.19%	236
TOTAL		420

Q9 We would like to stay in touch with you. You can sign-up to the Fleetwood Pride In Place Newsletter to get updates and the latest news. If you would like to sign up, please enter your email address below. By entering your email address, you consent for Pride In Fleetwood to contact you via email. You can unsubscribe or change your preferences at any time by following the unsubscribe link from the newsletter.

Answered: 177 Skipped: 263

Q10 A lack of activities and support for children and adults with additional needs in the community leading to increased isolation and harming their wellbeing has been identified. By improving local provision and facilities within the town would encourage visitors to Fleetwood & boost the local economy. Please indicate which suggestions to date would prove the most beneficial?

Answered: 400 Skipped: 40

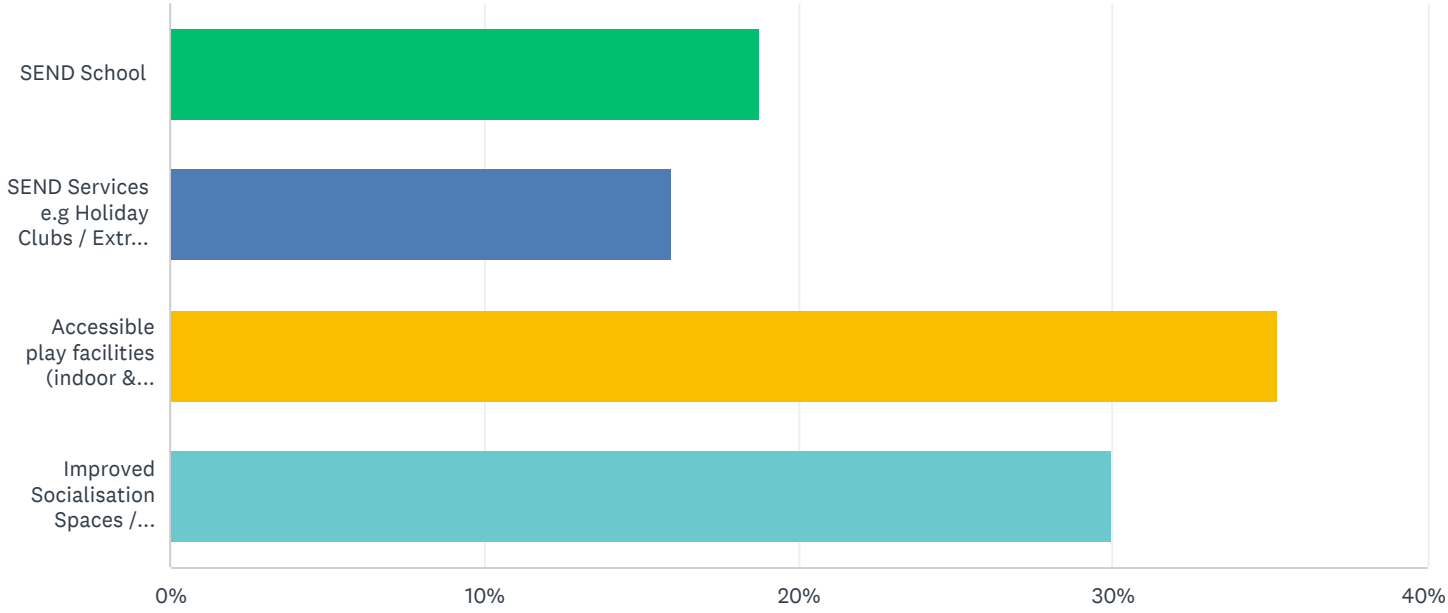

ANSWER CHOICES	RESPONSES	
SEND School	18.75%	75
SEND Services e.g Holiday Clubs / Extra Curricular Activities with Visitors / Tourists able to pay for access.	16.00%	64
Accessible play facilities (indoor & outdoor)	35.25%	141
Improved Socialisation Spaces / Support Groups for Families - particularly low-income, isolated, and home-schooling families (indoor & outdoor).	30.00%	120
TOTAL		400

Q11 Barriers to education have been identified by all ages within Fleetwood, and negative impacts this has on the community. Please indicate which suggestions to date would assist addressing these barriers?

Answered: 405 Skipped: 35

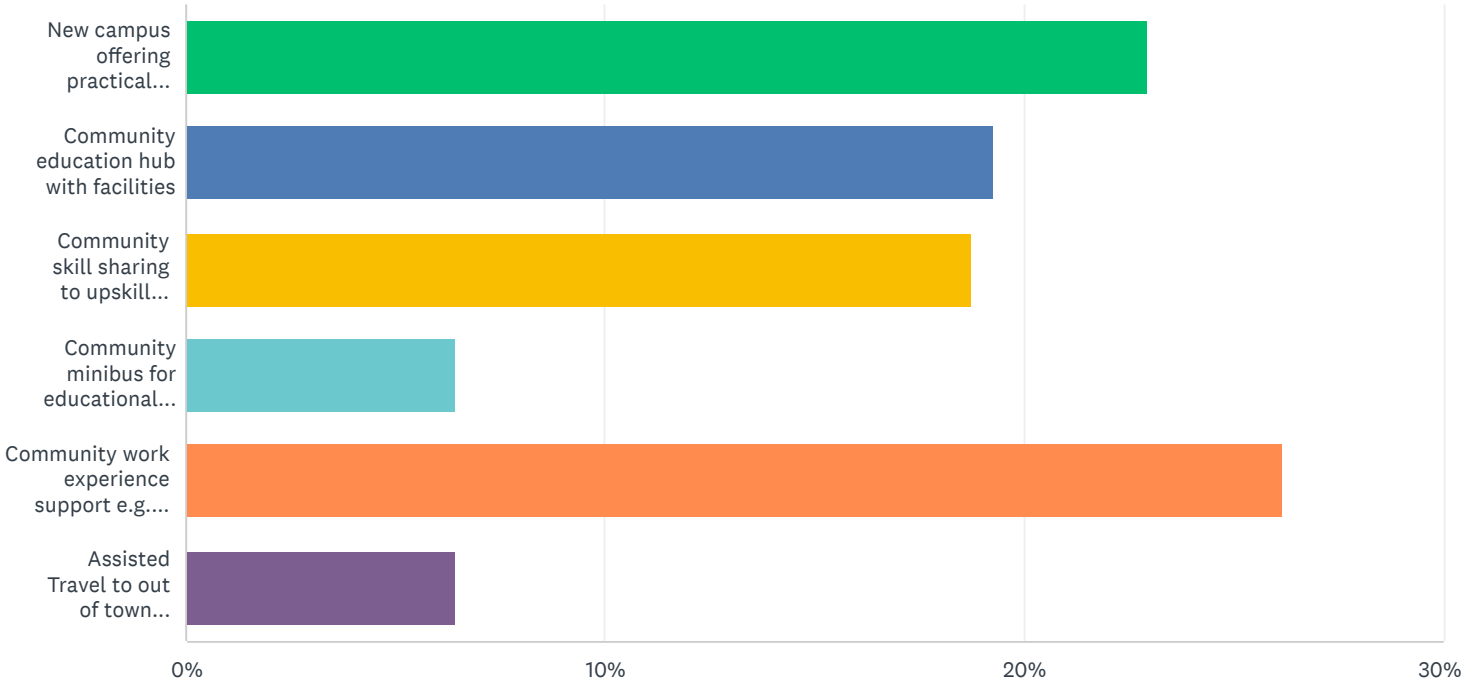

ANSWER CHOICES	RESPONSES	
New campus offering practical courses	22.96%	93
Community education hub with facilities	19.26%	78
Community skill sharing to upskill residents and allow people to explore career choices.	18.77%	76
Community minibus for educational visits, allowing young people and adults to gain a practical understanding of different industries & settings.	6.42%	26
Community work experience support e.g. incentives for local companies / organisations	26.17%	106
Assisted Travel to out of town education & skills provision	6.42%	26
TOTAL		405

Q12 Improving support for everybody in the community has been identified as a priority. Interventions proposed have included repurposing disused building/s into community social space, and supporting existing organisations and hubs operating within the town to create added value. Please indicate which suggestions to date you believe would most benefit Fleetwood?

Answered: 412 Skipped: 28

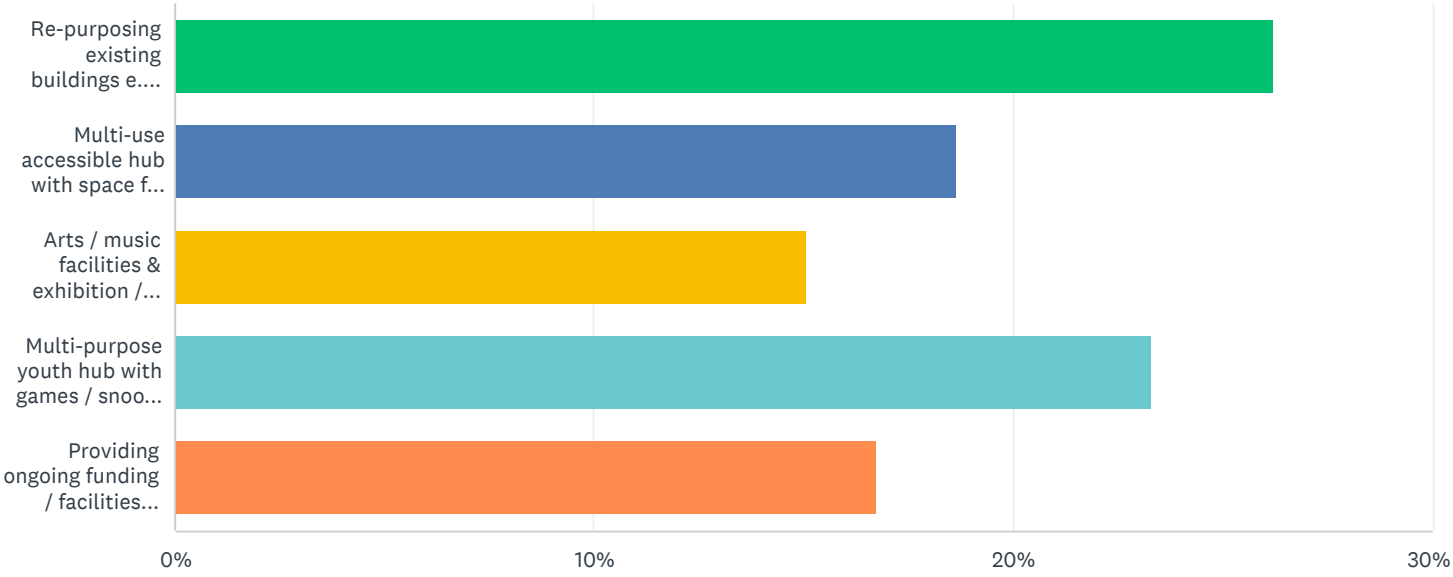

ANSWER CHOICES	RESPONSES	
Re-purposing existing buildings e.g hub/homeless shelter rehab facility.	26.21%	108
Multi-use accessible hub with space for groups / classes.	18.69%	77
Arts / music facilities & exhibition / performance space.	15.05%	62
Multi-purpose youth hub with games / snooker / sport facilities.	23.30%	96
Providing ongoing funding / facilities / equipment to established organisations.	16.75%	69
TOTAL		412

Q13 More green spaces & trees would improve wellbeing, accessibility & socialisation for all in Fleetwood. It would also assist in making Fleetwood more attractive and help attract visitors. Which aspects below do you think would help achieve this?

Answered: 417 Skipped: 23

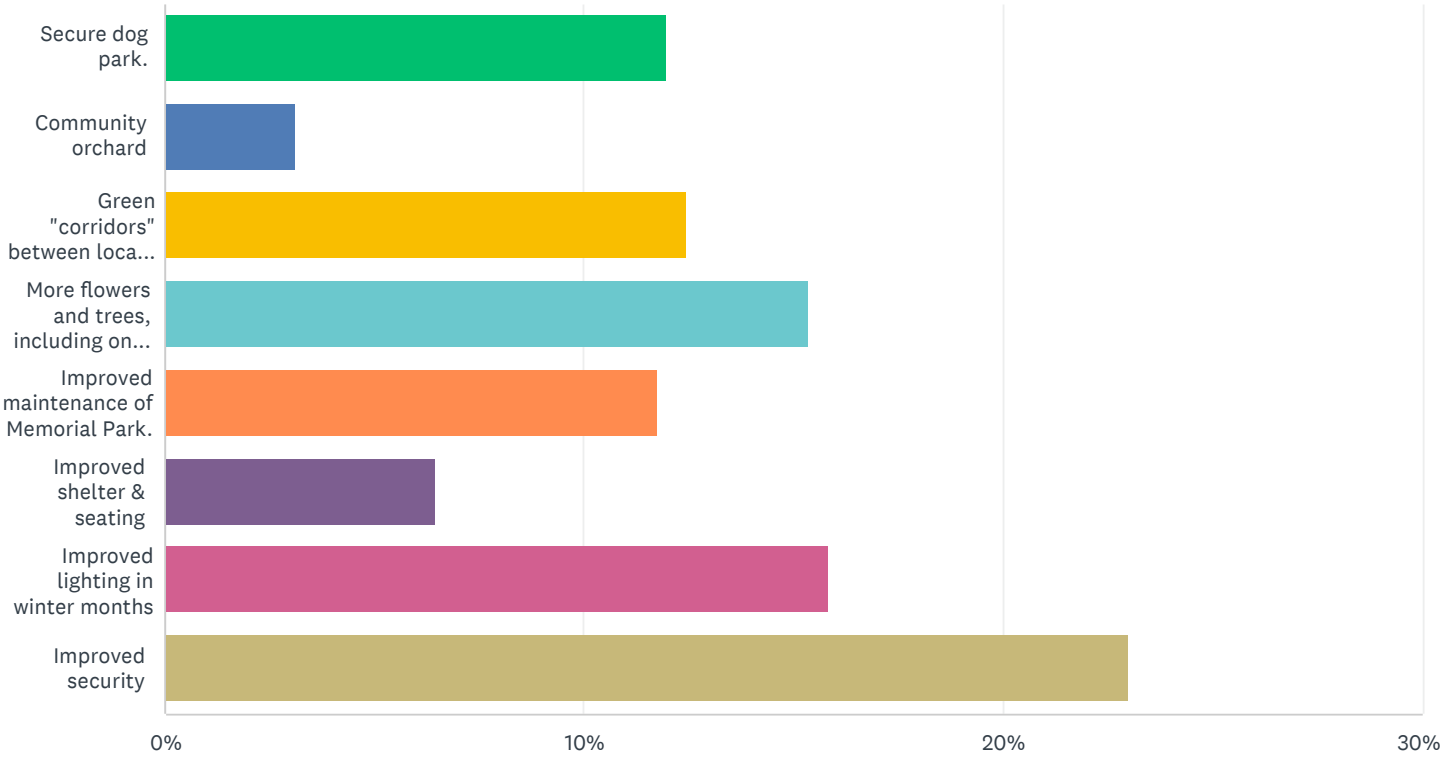

ANSWER CHOICES	RESPONSES	
Secure dog park.	11.99%	50
Community orchard	3.12%	13
Green "corridors" between local areas.	12.47%	52
More flowers and trees, including on verges / in planters.	15.35%	64
Improved maintenance of Memorial Park.	11.75%	49
Improved shelter & seating	6.47%	27
Improved lighting in winter months	15.83%	66
Improved security	23.02%	96
TOTAL		417

Q14 The lack of playgrounds within Fleetwood negatively impacts the health & wellbeing of children & adults. Local children deserve well-equipped, accessible playgrounds which offer the opportunity for children, young people & parents / carers to socialise. What are the most immediate priorities below?

Answered: 411 Skipped: 29

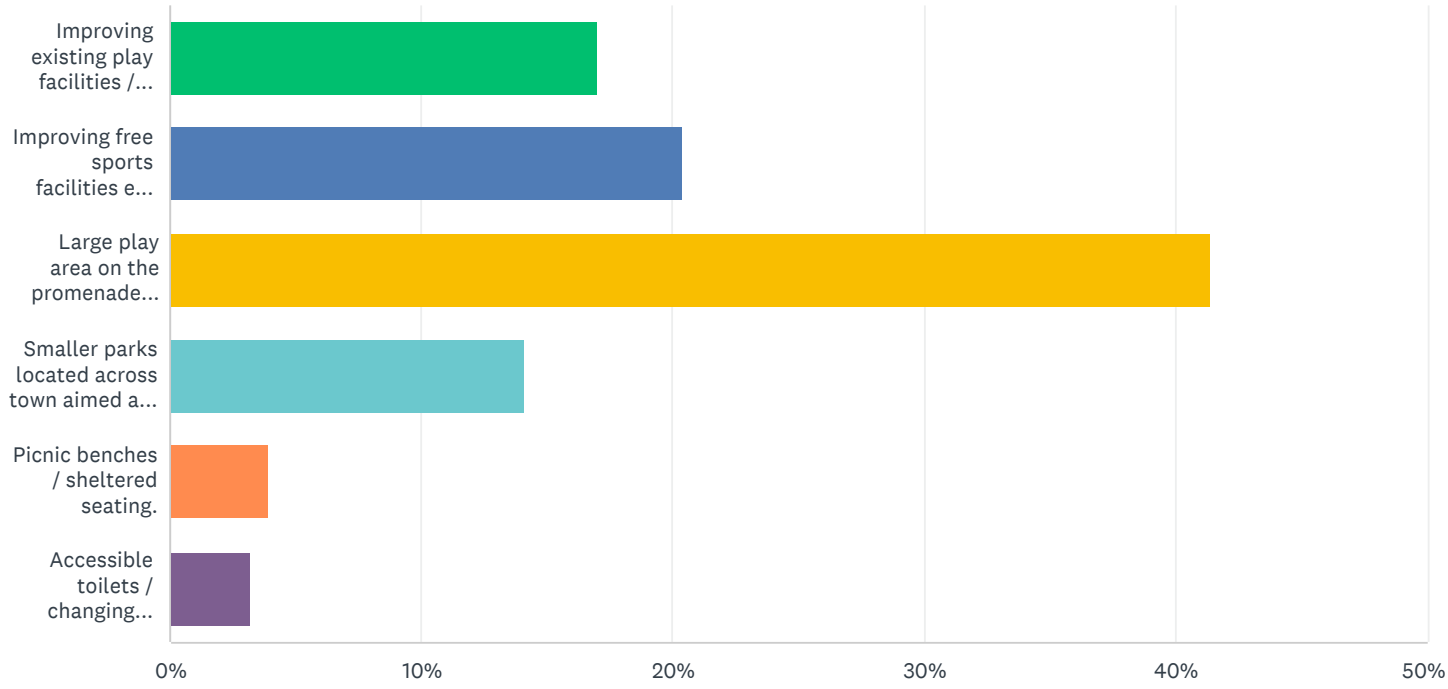

ANSWER CHOICES	RESPONSES	
Improving existing play facilities / equipment.	17.03%	70
Improving free sports facilities e.g. football pitches, tennis courts, basketball courts.	20.44%	84
Large play area on the promenade (possibly ship-themed to reflect the towns heritage).	41.36%	170
Smaller parks located across town aimed at varying ages.	14.11%	58
Picnic benches / sheltered seating.	3.89%	16
Accessible toilets / changing facilities.	3.16%	13
TOTAL		411

Q15 A lack of family venues in Fleetwood has been identified, and how this drives spending outside of the area, isolates those who struggle to travel & reduces visitor numbers. Which aspects below do you feel would most assist families to socialise together?

Answered: 418 Skipped: 22

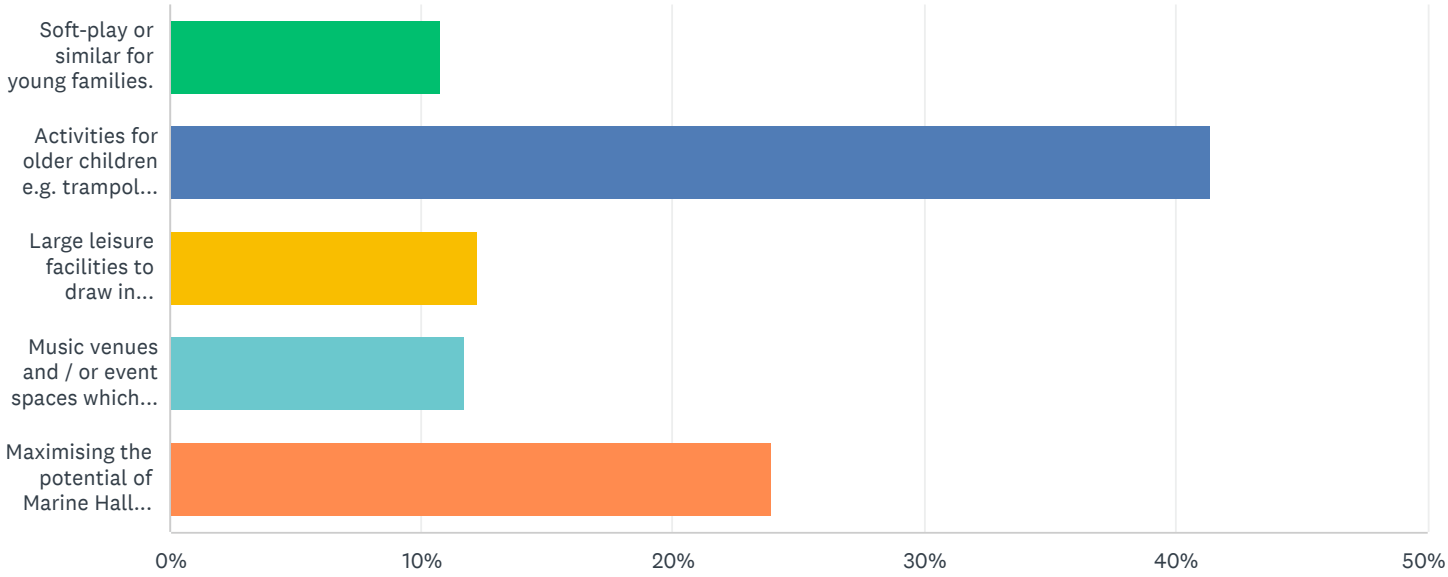

ANSWER CHOICES	RESPONSES	
Soft-play or similar for young families.	10.77%	45
Activities for older children e.g. trampoline parks, climbing centres, crazy golf or bowling.	41.39%	173
Large leisure facilities to draw in visitors and support locals.	12.20%	51
Music venues and / or event spaces which could also be used by local music / dance / drama groups.	11.72%	49
Maximising the potential of Marine Hall including the public cafe / bar.	23.92%	100
TOTAL		418

Q16 Visitors & residents feel access to simple amenities would be a low cost way of increasing tourism while also benefitting the community. Which options below do you support?

Answered: 409 Skipped: 31

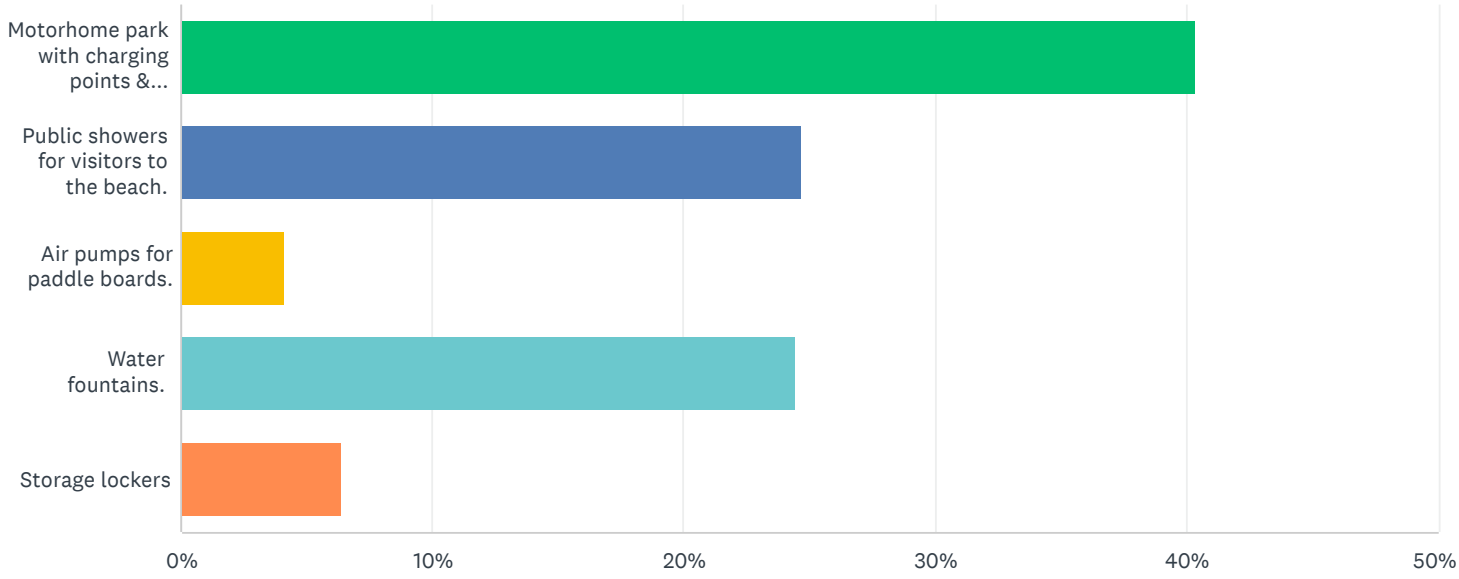

ANSWER CHOICES	RESPONSES	
Motorhome park with charging points & facilities.	40.34%	165
Public showers for visitors to the beach.	24.69%	101
Air pumps for paddle boards.	4.16%	17
Water fountains.	24.45%	100
Storage lockers	6.36%	26
TOTAL		409

Q17 Residents feel improving the promenade & revitalising the pier site would increase tourism & benefit residents. Which of the below elements do you believe would make the most impact at pace?

Answered: 426 Skipped: 14

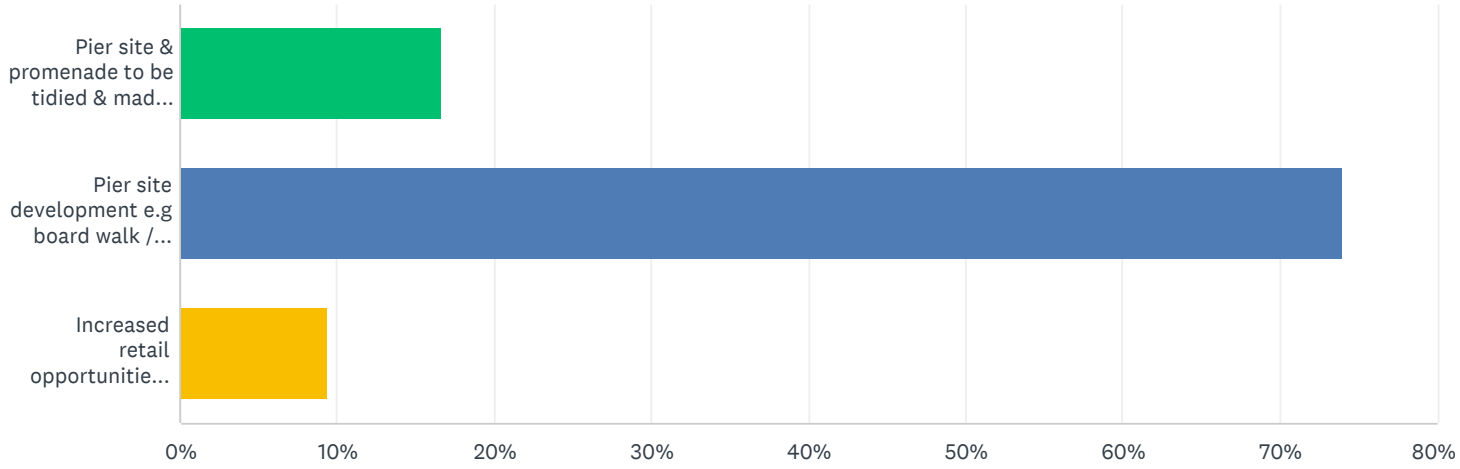

ANSWER CHOICES	RESPONSES	
Pier site & promenade to be tidied & made accessible.	16.67%	71
Pier site development e.g board walk / jetty, entertainment complex.	73.94%	315
Increased retail opportunities e.g ice cream / coffee stalls on promenade to serve visitors.	9.39%	40
TOTAL		426

Q18 A lack of diversity in local shopping opportunities, poor accessibility, & a need to improve appearance has been raised. Which of the following suggestions do you support?

Answered: 422 Skipped: 18

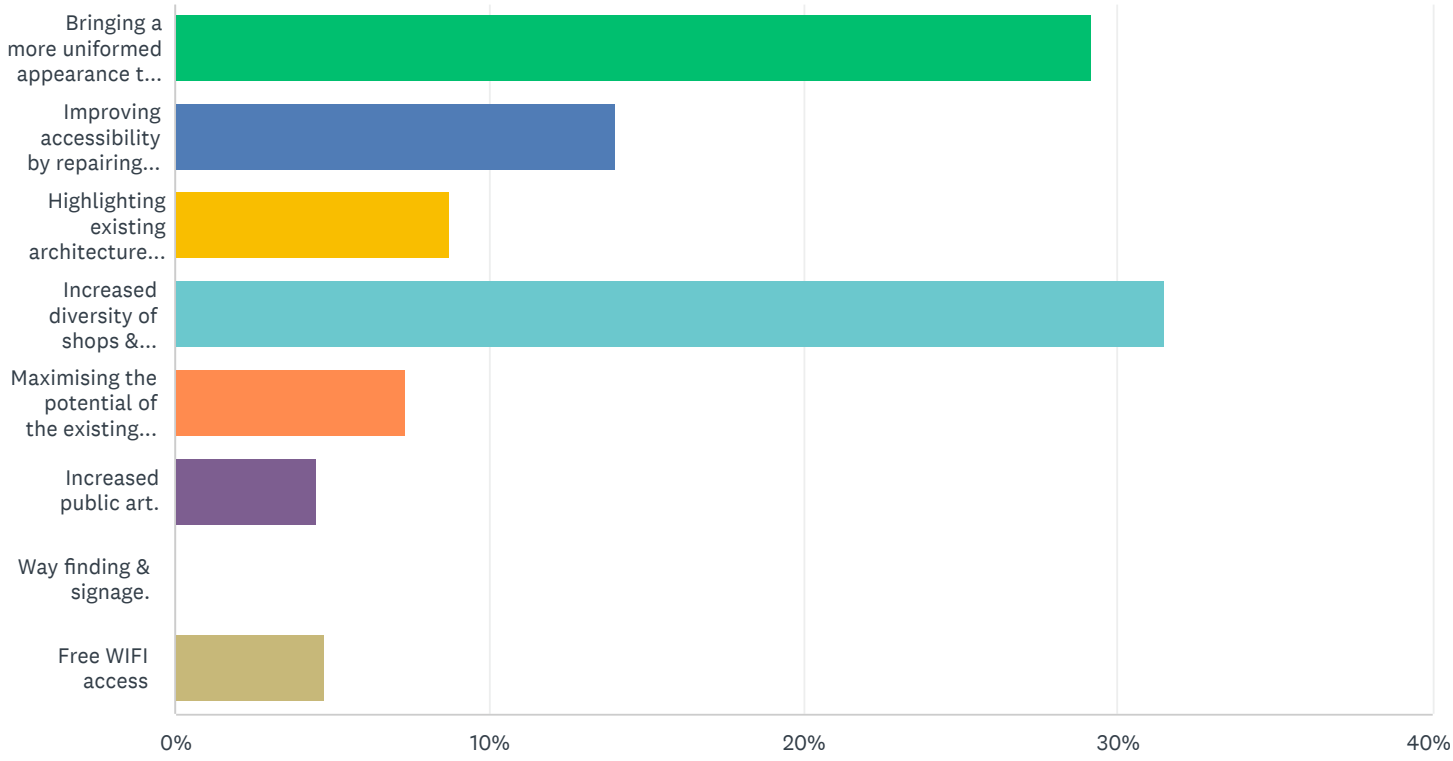

ANSWER CHOICES	RESPONSES	
Bringing a more uniformed appearance to shop fronts & a Victorian-style canopy to improve access in bad weather.	29.15%	123
Improving accessibility by repairing surfaces & pedestrianisation (with the exception of trams).	13.98%	59
Highlighting existing architecture & heritage.	8.77%	37
Increased diversity of shops & supporting independent businesses.	31.52%	133
Maximising the potential of the existing market by increasing offerings, opening hours & facilities.	7.35%	31
Increased public art.	4.50%	19
Way finding & signage.	0.00%	0
Free WIFI access	4.74%	20
TOTAL		422

Q19 Supporting new business for local young people to establish new businesses. What do you believe would help to achieve this from the below options?

Answered: 419 Skipped: 21

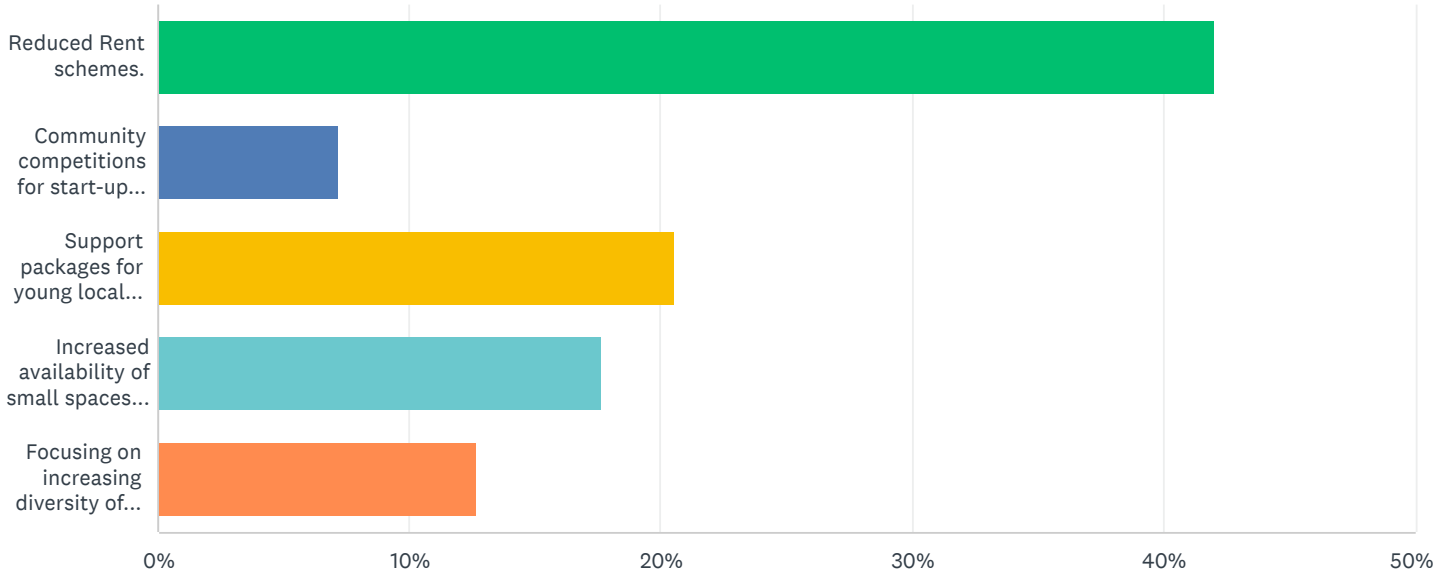

ANSWER CHOICES	RESPONSES	
Reduced Rent schemes.	42.00%	176
Community competitions for start-up investment.	7.16%	30
Support packages for young local people.	20.53%	86
Increased availability of small spaces / pop-up shops.	17.66%	74
Focusing on increasing diversity of shops / venues.	12.65%	53
TOTAL		419

Q20 Supporting new businesses to reduce vacant units and create a more local offering, with distinctive shops, to attract tourists has been requested. From the following options below, what do you believe would help the most to achieve this?

Answered: 412 Skipped: 28

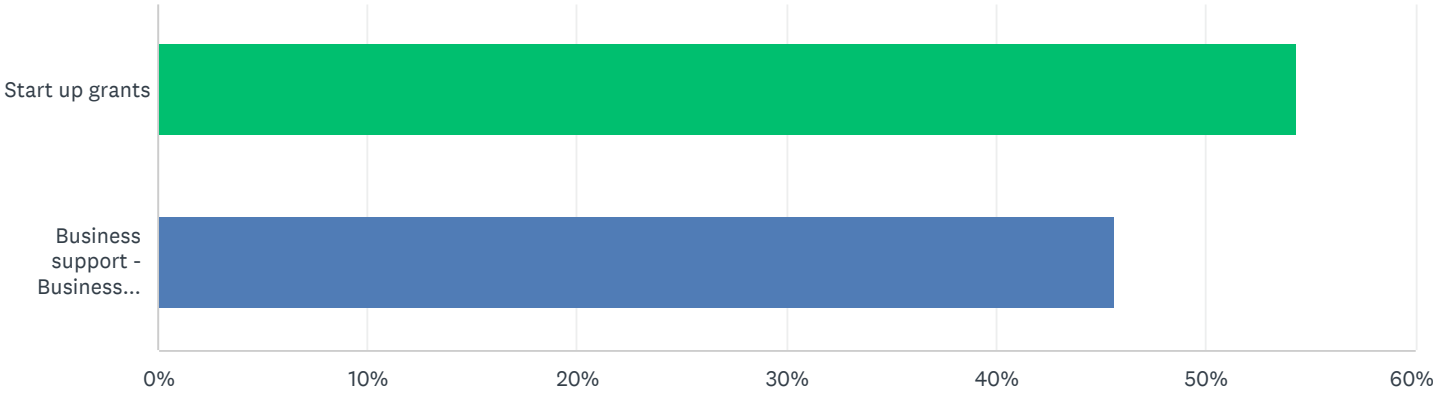

ANSWER CHOICES	RESPONSES	
Start up grants	54.37%	224
Business support - Business planning / marketing support / competitor analysis / gap analysis.	45.63%	188
TOTAL		412

Q21 Fleetwood delivers the successful events during the course of the year including, Fleetwood Day, Fleetwood Moves, Memorial Park Fun Day, Fleetwood Festival of Transport and Donkey Derby to name a few. It has been requested that more free family fun activities are delivered during the course of the year. From the list below which events would you like to see created for the town?

Answered: 420 Skipped: 20

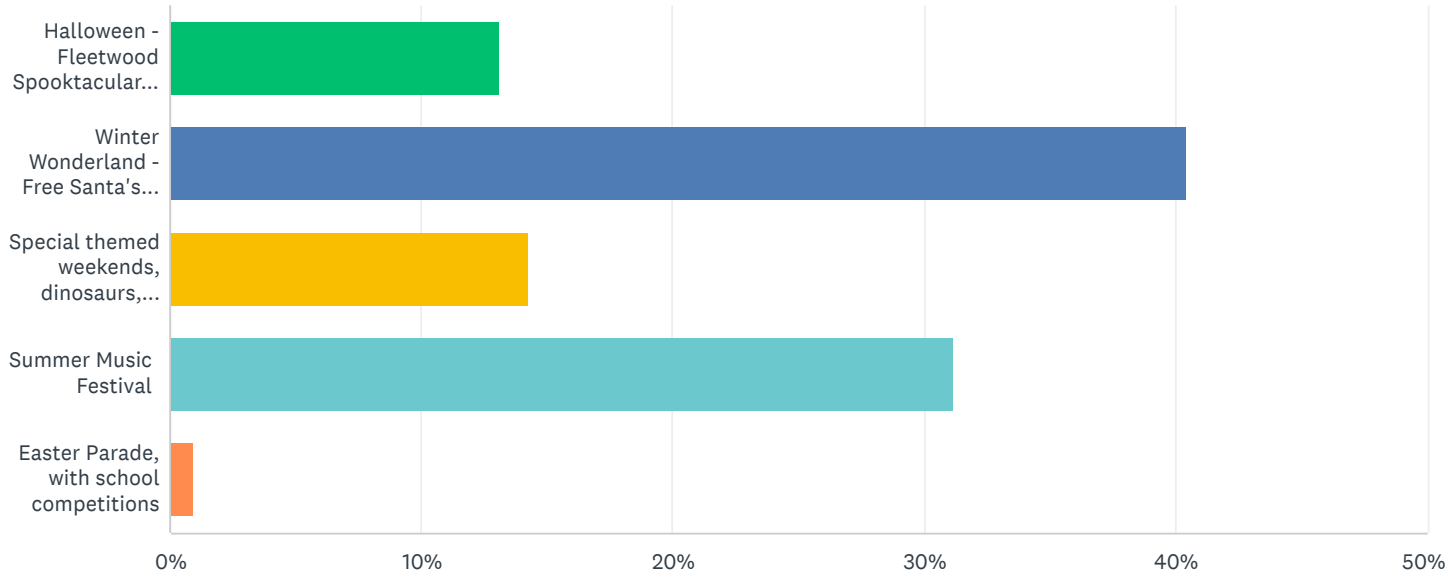

ANSWER CHOICES	RESPONSES	
Halloween - Fleetwood Spooktacular - Town wide spooky trail, pumpkin carving / painting, fancy dress competition, face paining, spooky storytelling, children's disco, street performers, magic shows, Halloween crafts, sensory activities, ghost walks, decorated shop window competition.	13.10%	55
Winter Wonderland - Free Santa's Grotto, giant snow globe, artificial snow area, elves, lantern making, lantern parade, festive crafts, Christmas storytelling, choirs, brand bands, Christmas markets, children's entertainment and music.	40.48%	170
Special themed weekends, dinosaurs, superheroes, pirates etc.	14.29%	60
Summer Music Festival	31.19%	131
Easter Parade, with school competitions	0.95%	4
TOTAL		420

Q22 A decline of industry over the past decades has been raised & how this decline has impacted the community, local economy, & employment opportunities. There has been the request to revitalise existing industries & to maximise opportunities. Which of the following do you believe would create the greatest impact in the town?

Answered: 408 Skipped: 32

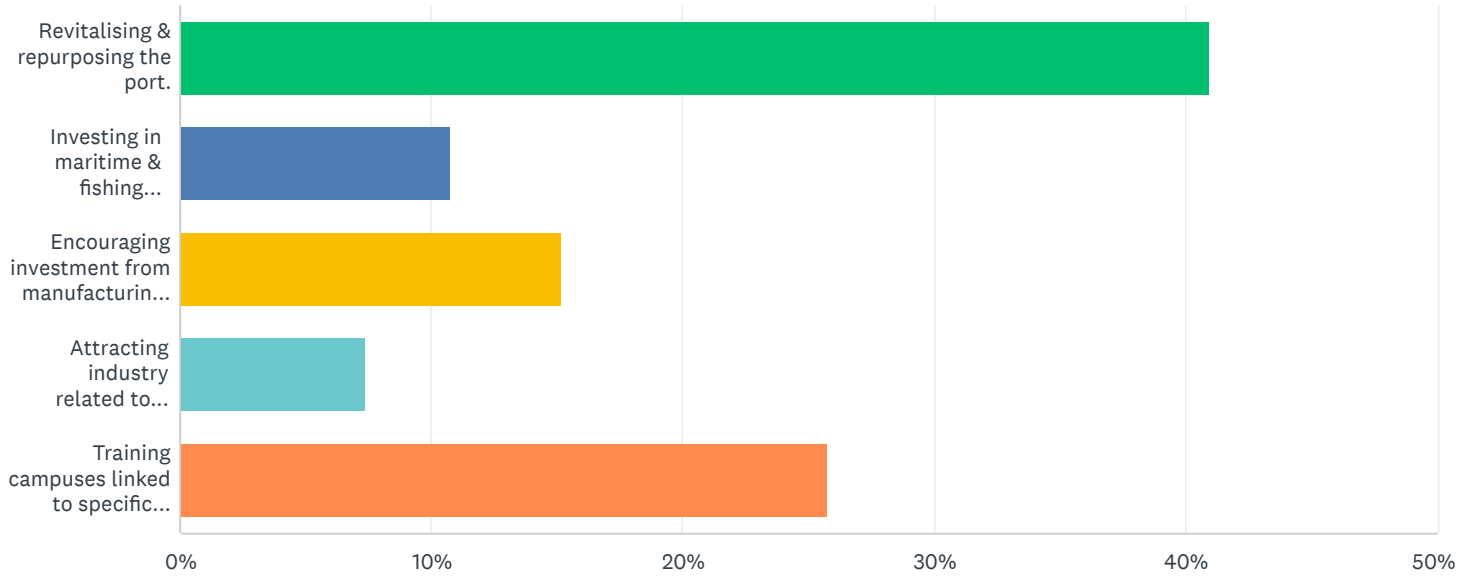

ANSWER CHOICES	RESPONSES	
Revitalising & repurposing the port.	40.93%	167
Investing in maritime & fishing infrastructure.	10.78%	44
Encouraging investment from manufacturing / engineering companies.	15.20%	62
Attracting industry related to defence e.g. manufacturing.	7.35%	30
Training campuses linked to specific industries / skills to build community skill base & attract employers e.g Health service provision	25.74%	105
TOTAL		408

Q23 It is felt poor connectivity negatively impacts industry, employment & education. It has been raised that supporting connectivity is vital to Fleetwood's future. What do you think should be prioritised?

Answered: 416 Skipped: 24

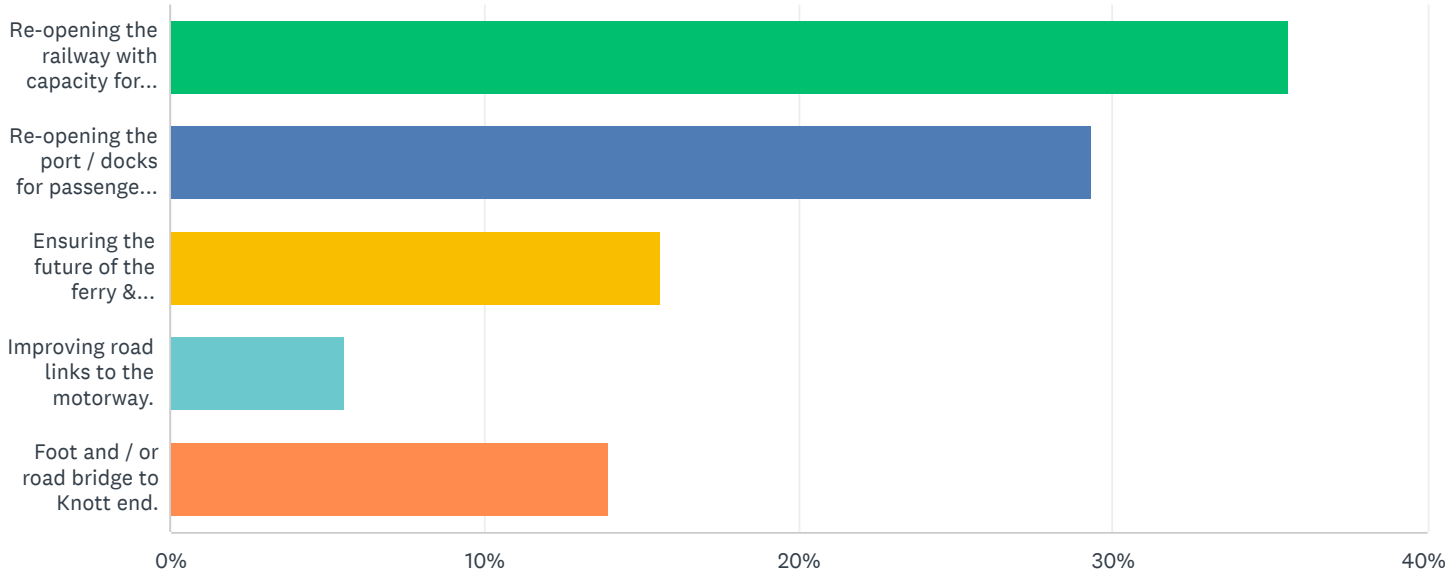

ANSWER CHOICES	RESPONSES	
Re-opening the railway with capacity for passengers & light freight.	35.58%	148
Re-opening the port / docks for passenger / leisure use & industry use e.g. off-shore energy infrastructure & maintenance, & fishing.	29.33%	122
Ensuring the future of the ferry & building on the existing service.	15.63%	65
Improving road links to the motorway.	5.53%	23
Foot and / or road bridge to Knott end.	13.94%	58
TOTAL		416

Q24 Young people (under 21) engaged with via focus groups, visits to local schools & colleges, youth clubs & support services feel that there is little space available for socialising with friends safely & that existing services needed improved signposting. It has been raised about the lack of employment opportunities too. From the options below, which ones do you feel would help address this.

Answered: 414 Skipped: 26

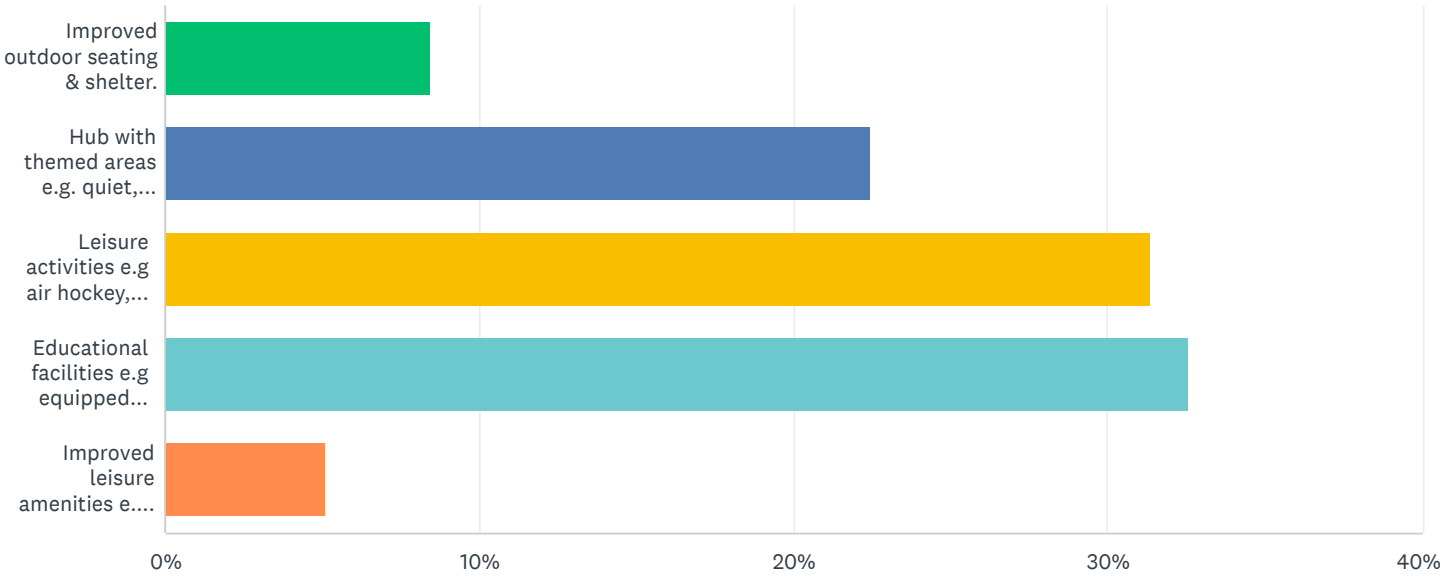

ANSWER CHOICES	RESPONSES	
Improved outdoor seating & shelter.	8.45%	35
Hub with themed areas e.g. quiet, gaming, film etc.	22.46%	93
Leisure activities e.g air hockey, pool, badminton, table tennis.	31.40%	130
Educational facilities e.g equipped kitchen / art studio / digital hub to gain skills in different areas.	32.61%	135
Improved leisure amenities e.g water fountains & beach lockers.	5.07%	21
TOTAL		414

Q25 Please enter any additional projects which you believe should be focussed on with the Fleetwood Pride In Place Funding below.

Answered: 205 Skipped: 235