


Luxeo 6i



REIMAGINING VISION



An ergonomic control cluster brings reflected and transmitted LED light controls within close proximity of macro zoom control, making it more intuitive for technicians to quickly switch back and forth without looking away from the eyepieces. Thus ensuring maximum efficiency.



Bright LED co-axial illumination supplemented with flexible LED front mounted "tangle-free" goosenecks ensure no detail is overlooked, especially when examining reflective or polished surfaces while also ensuring homogenous light brilliance levels (Lux) throughout the zoom range. A variety of easily integrated auxiliary objectives further augment viewing power.



An apochromatic Galilean zoom promises high resolution and substantial depth of field with our high NA optics. Our CMO system employs two independent parallel optical paths, enabling superior optical performance and modularity. Our MaxLite™ proprietary coatings and a meticulously designed optical system ensure the highest fidelity in image quality and digital documentation.

The Labomed® Luxeo 6i delivers state-of-art engineering and design to users most concerned with performance and value. From a fluid zoom control (6:1), bright and efficient co-axial LED illumination with ergonomically placed light controls, and a crisp apochromatic (RGB corrected) optical system delivering the highest fidelity image resolution, our team has met the call to deliver the most attractive and valuable stereo microscope for industrial and medical purposes.


The zoom magnichanger can optionally be operated either with continuous zoom or with step magnification. Continuous zoom is factory set when the red tab provided on left hand zoom knob is disabled. To enable the step magnification push the Red tab.

"Vision and control are in complete harmony with the Luxeo 6i. Intuitive in all respects, Luxeo 6i is a wonderful complement to our workstation."



SCALING UP WITH EASE

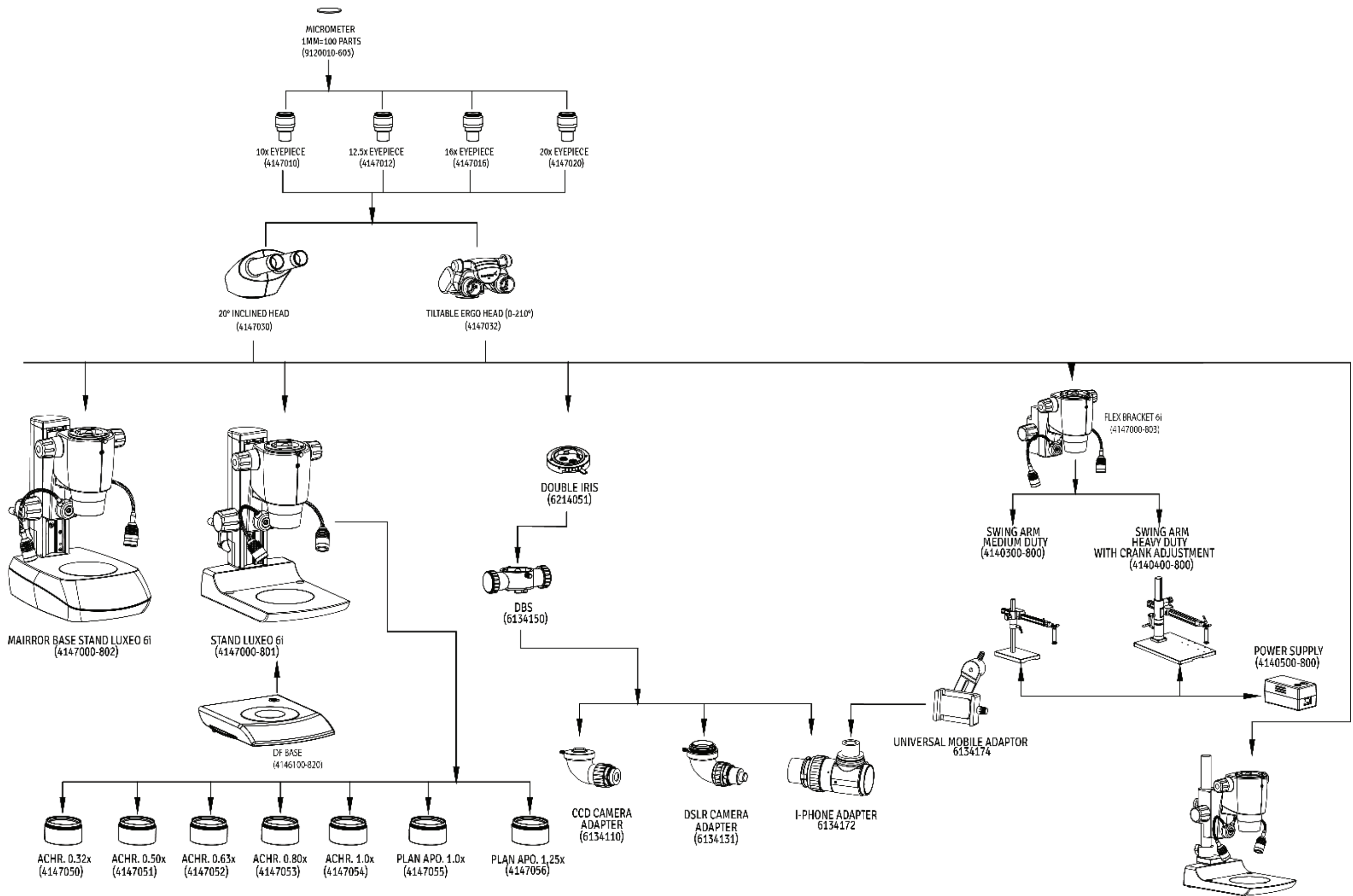
- 1** Modularity is key to a great stereo microscope, and no expense was spared in designing the Luxeo 6i to easily scale as needs evolve. A range of accessories easily integrate to make the system more ergonomic, enable multiple viewers, and transform the system into a digital platform with a host of digital camera and smart phone adapters.



- 2** Versatility in stand options ensure the Luxeo 6i can adapt to virtually any workstation constraint. A compact bright field/dark field stand delivers the capacity for imaging translucent specimen in research environments. A variety of boom stands and flexible arm systems deliver platforms for users viewing larger objects with a variety of topographical regions of interest, while fitting like a glove onto the workbench. Versatility in stand options ensure the Luxeo 6i can adapt to virtually any workstation constraint. A compact bright field/dark field stand delivers the capacity for imaging translucent specimen in research environments. A variety of boom stands and flexible arm systems deliver platforms for users viewing larger objects with a variety of topographical regions of interest, while fitting like a glove onto the workbench.



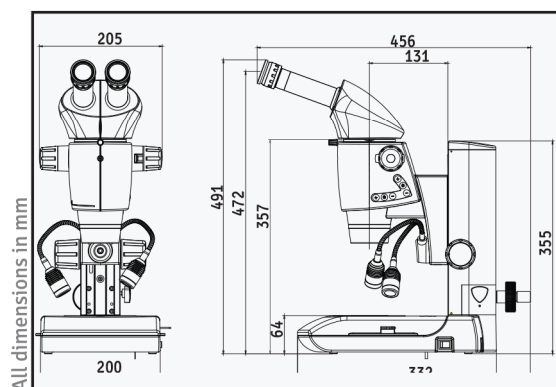
HIGHLY MODULAR TO FIT DIVERSE NEEDS



Luxeo 6i Configurations

Luxeo 6i

Optical System	Gallelian
Magnification Zoom	1:6 continuous zoom, convertible to 8 step magnification
Eyepieces	WF 12.5x/18mm with foldable eye guards, ± 7 mm diopter adjustment Optional: 10X, 16X and 20X eyepieces
IPD	49-78mm
Viewing Angle	Binocular 20° Optional: 0-210° tiltable ergo head
Objective	1.0x Apochromat Optional Objectives: Achromats: 0.32x, 0.50x, 0.63x, 0.80x, 1.0x Plan Apochromat: 1.25x
Working Distance	106mm
Magnification range	8x to 50x
Object field diameter	28.1 to 4.5mm
Illumination	Incident Light Coaxial Light with intensity control. Goose neck for extra illumination
Transmitted Light	Two options - detachable BF/DF (Bright field/Dark field) base; preconfigured mirror base for transparent objects
Reticules	For length measurement & counting
Camera adapters	DBS, CMOS Camera adapter, DSLR Camera, iPhone adapter



Labo America, Inc.
920 Auburn Court
Fremont, CA 94538

Tel: (510) 445-1257
Fax: (510) 445-1317
E-mail: sales@laboamerica.com

www.laboamerica.com



LABOMED

Distributor

4147000-796/USA/E/1.1 010724
© Labo America, Inc. All rights reserved.