




Fold over large paperclip



Legs Folded





Long Lead Rabbit Around the Tree


Bad Wrap




Good Wrap



Pull to Side






Push Down and Wrap Tight!



Chip Board, Thin Acrylic, Craft Stick,  
Thick Glitter Paper, Textured Paper




USB Power Bank 5.0v, 4.2 Li-Po and 3 cell AA all happy. No Bueno at 3.0v



ALL Cut & Strip wire and Garden Ties.





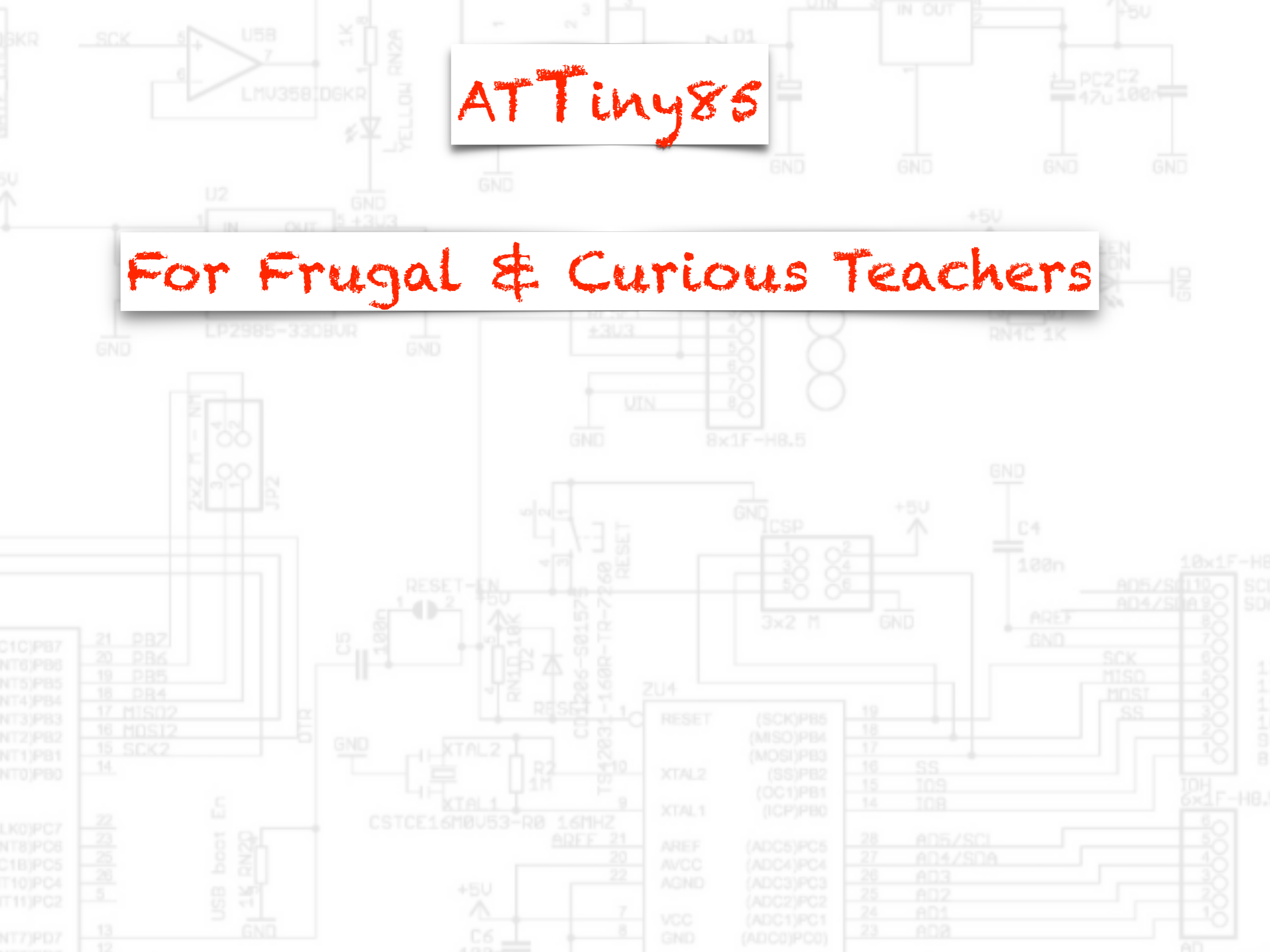
Superflex Silicone is FAST to strip with no tools, jumpers are useful for pre-terminations, 22awg has a hard jacket (good and bad). Cost per project? Budget 20 inches? \$0.28 for silicone, \$0.20 for jumpers, \$0.18 for PVC



1/16" punch works on wood and acrylic  
Large Paperclips on textured overstock  
Sewing Needles do chipboard and acrylic  
Scratch Awl does not do wood

ATTiny85

For Frugal & Curious Teachers



ATTiny85

Stuff we Believe

The \$3 Anamitronic Build and Keep Project is a Service to the World

Existing Classroom Tools take priority

Buy Familiar Tools and Materials

Most Schools can't Afford a Laser

Circuits Don't need to Look Boring

Print Your Schematic and Glue Stick in onto the Substrate

Question EVERY component necessity

# ATtiny85

Can we poke up jumpers from the bottom or fold the substrate in 90 degree tabs and strain relief for a servo socket??

