


**PIT / Forklift
Inspection Checklist
Class VII Internal Combustion (diesel)**



Company Name

Date ____/____/____

Unit # _____

Hours _____

Operator _____

Read and understand the operator's/safety manual for this forklift.

Follow the manufacturer's instructions and company procedures for forklift inspection.

Check (V) if OK

Circle for Problems

NA = Not Applicable


Safety Equipment	
	Operator's/Safety-Manual
	Warning Decals
	Load Charts
	PPE
	Load Charts
	Data Plate
	Attachment Manuals
	Other

Engine	
	Engine Oil
	Hydraulic Fluid
	Brake Fluid
	Radiator/Coolant
	Battery
	Hoses/Belts/Wiring
	General Condition
	Other (list)


Vehicle Exterior Inspection	
	Wheels/Tires/Lugs/PSI
	Boom Sections/Chain/Wear Pads
	Boom Angle Indicator
	Boom Extension Markings
	Outriggers
	Attachment/Carriage/Hoses
	Lights
	Counterweight
	Body Condition
	Other (list)

Interior	
	Seat Belt
	Overhead Guard/ROPS
	Seat Condition
	Decals/Labels
	Glass/Mirrors
	Cameras
	Fire Extinguisher
	Free of Debris

Function Check	
	Engine-Running
	Service Brake
	Gauges/Fuel
	Throttle
	Warnings/Alarms/Horn
	Parking Brake
	Horn/Reverse Alarm/Camera
	Driving Forward/Reverse
	Attachments
	Outriggers
Steering	
	Two-wheel
	Four-wheel
	Crab Steer
	Other (list)



**PIT / Forklift
Inspection Checklist
Class VII Internal Combustion (diesel)**



Company Name _____

Date ____/____/____

Unit # _____

Hours _____

Operator _____

Read and understand the operator's/safety manual for this forklift.

Follow the manufacturer's instructions and company procedures for forklift inspection.

Check (V) if OK

Circle for Problems

NA = Not Applicable

Safety Equipment	
<input type="checkbox"/>	Operator's/Safety-Manual
<input type="checkbox"/>	Warning Decals
<input type="checkbox"/>	Load Charts
<input type="checkbox"/>	PPE
<input type="checkbox"/>	Load Charts
<input type="checkbox"/>	Data Plate
<input type="checkbox"/>	Attachment Manuals
<input type="checkbox"/>	Other

Engine	
<input type="checkbox"/>	Engine Oil
<input type="checkbox"/>	Hydraulic Fluid
<input type="checkbox"/>	Brake Fluid
<input type="checkbox"/>	Radiator/Coolant
<input type="checkbox"/>	Battery
<input type="checkbox"/>	Hoses/Belts/Wiring
<input type="checkbox"/>	General Condition
<input type="checkbox"/>	Other (list)

Vehicle Exterior Inspection	
<input type="checkbox"/>	Wheels/Tires/Lugs/PSI
<input type="checkbox"/>	Boom Sections/Chain/Wear Pads
<input type="checkbox"/>	Boom Angle Indicator
<input type="checkbox"/>	Boom Extension Markings
<input type="checkbox"/>	Outriggers
<input type="checkbox"/>	Attachment/Carriage/Hoses
<input type="checkbox"/>	Lights
<input type="checkbox"/>	Counterweight
<input type="checkbox"/>	Body Condition
<input type="checkbox"/>	Other (list)

Interior	
<input type="checkbox"/>	Seat Belt
<input type="checkbox"/>	Overhead Guard/ROPS
<input type="checkbox"/>	Seat Condition
<input type="checkbox"/>	Decals/Labels
<input type="checkbox"/>	Glass/Mirrors
<input type="checkbox"/>	Cameras
<input type="checkbox"/>	Fire Extinguisher
<input type="checkbox"/>	Free of Debris

Function Check	
<input type="checkbox"/>	Engine-Running
<input type="checkbox"/>	Service Brake
<input type="checkbox"/>	Gauges/Fuel
<input type="checkbox"/>	Throttle
<input type="checkbox"/>	Warnings/Alarms/Horn
<input type="checkbox"/>	Parking Brake
<input type="checkbox"/>	Horn/Reverse Alarm/Camera
<input type="checkbox"/>	Driving Forward/Reverse
<input type="checkbox"/>	Attachments
<input type="checkbox"/>	Outriggers
Steering	
<input type="checkbox"/>	Two-wheel
<input type="checkbox"/>	Four-wheel
<input type="checkbox"/>	Crab Steer
<input type="checkbox"/>	Other (list)