


# **St. Patrick's Anglican Church Sunday School**

## **Teacher's Guide**



### **Saints**

**St. Joseph**

**St. Gabriel, Archangel**

**Annunciation of the Blessed Virgin**

Creation of the Material is a Team Effort if you have questions, please get in touch with us at:  
[sundayschool.stpatrickspsj@gmail.com](mailto:sundayschool.stpatrickspsj@gmail.com)

Sunday School Team: Fr. Mike Kerouac (spiritual advisor), Linda Simmen (writer/teacher), Carolyn Kerouac (editor/teacher), Paula Allen (teacher), Abby Valko (art/helper), Emmy Santiago (art/helper), and Brenda Heyward (crafts /art). \*Your support and help are indispensable.

Special Thank you to everyone who has provided encouragement, prayers, and supplies. There would be no Sunday School without you as you provide the base for everything we do.

## Contents

Introduction: .....	4
Step by Step Instructions on how to use the Children's Sunday School Lesson Program .....	5
Saints: St. Joseph/St. Gabriel /Annunciation of the Blessed Virgin Mary .....	6
TEACHER'S NOTES .....	6
Learning Objective: .....	6
Memory Verse: Luke 1:46-47 .....	6
Scripture Reference: Luke 1:26-38 .....	6
Alternate Scripture Reference: Matthew 1:18-25 .....	6
Suggested Items .....	6
Preparation for Teaching: .....	6
Craft Activity Items: .....	6
Our Anglican Connection: .....	6
Objective: .....	6
Teaching Plan: .....	7
Introduction: Telling a Story .....	7
Play PowerPoint and/or Show Poster: "St. Joseph/St. Gabriel /Annunciation of the Blessed Virgin Mary." .....	7
Story Board (Felt Board): "St. Joseph/St. Gabriel /Annunciation of the Blessed Virgin Mary" .....	7
Lesson Reflection: .....	7
What Five Things Did I Learn Today? .....	8
Reflection Question(s): .....	8
Discussion Reflection(s): .....	8
Activity: Annunciation of Mary-Stained Glass .....	8
Alternate Activity: Peg Doll Mary, Joseph, and Gabriel the Archangel .....	8
Preparation for next week: .....	8
Coloring Sheet: St. Joseph/St. Gabriel /Annunciation of the Blessed Virgin Mary .....	9
Worksheet: St. Joseph/St. Gabriel /Annunciation of the Blessed Virgin Mary .....	11
Poster: St. Joseph/St. Gabriel /Annunciation of the Blessed Virgin Mary .....	12
Story Board Items: St. Joseph/St. Gabriel /Annunciation of the Blessed Virgin Mary .....	13
Scripture: Luke 1:26-38 .....	15
Alternate Scripture: Matthew 1:18-25 .....	15
Activity Printable: Annunciation of Mary-Stained Glass .....	16
Alternate Activity Printable: Peg Doll Mary, Joseph, and Gabriel the Archangel .....	16
Resources: .....	16
Take Home Sheet: St. Joseph/St. Gabriel /Annunciation of the Blessed Virgin Mary .....	17

## Introduction:

The Student Sunday School curriculum is designed for an Anglican church mixed-age class catering to first to eighth-grade students. It consists of separate independent lessons that can be used over a one to two-year cycle, following the Anglican seasons and lectionary.

The lessons cover several topics including Creation, Old Testament Heroes, Bible Stories, and New Testament subjects associated with Anglican seasons such as Christmas, Epiphany, Lent, and Easter, as well as the Parables of Jesus. Additionally, the curriculum covers Anglican basics such as the Saints, the Creeds, and the Sacraments, to provide students with a well-rounded understanding of tradition, scripture, and heritage.

While each lesson can be taught independently, some review may be necessary for students who did not attend the previous week. The Sunday School Lessons are aligned with the Anglican Seasons, including Advent, Christmas, Epiphany, Lent, Easter, Ascension, and Pentecost. Students will also learn how to use and navigate the Bible and the Book of Common Prayer.

## Scripture for Meditation:

<sup>3</sup> By faith we understand that the <sup>[a]</sup>worlds were framed by the word of God so that the things which are seen were not made of things which are visible. — Hebrews 11:3 (NKJV)

“But ask the beasts, and they will teach you;  
the birds of the heavens, and they will tell you;  
or the bushes of the earth, and they will teach you;  
and the fish of the sea will declare to you.  
Who among all these does not know  
that the hand of the Lord has done this?  
In his hand is the life of every living thing  
and the breath of all mankind. — Job 12:7-10 (ESV)

I have utilized the following books and sites if you are looking for additional information:

- All Bible verses are from the New King James Version unless otherwise specified.
- “Lives of the Saints” by Hugo Hoever
- “All Saints” by Robert Ellsberg
- 1928 Book of Common Prayer
- The One Volume Commentary by J.R. Dummelow

## Step by Step Instructions on how to use the Children's Sunday School Lesson Program

Each Lesson has a thematic lesson that follows the liturgical year (Advent, Christmas, Epiphany, Lent, Easter, Pentecost, Ascension, and Trinity Sundays) – users are encouraged to follow the format but are not limited to using them in the outlined order. Within the lessons, the majority are standalone, and self-contained except for the Creation story, Saint Paul, Anglican Boot Camp, and the Christmas program. The lessons are divided into two parts. The first part is for the teacher which includes learning objectives, preparation, and supplies. The second is for the student and includes “Telling a Story”, discussion questions, and a craft activity. There are posters, felt board pictures, coloring and worksheets, and a take-home sheet to enhance the lesson.

### Before Sunday

**Step 1:** Review the theme or study for the upcoming Sunday School Lesson.

**Step 2:** Review the list of materials required for the activity for the upcoming Sunday and ensure all materials are available. Some Sundays have alternative activities, choose which activity you wish to do.

- A well-stocked craft cabinet is a must for Student Sunday School. Every lesson includes a list of items that are recommended to be on hand.
- Colored Markers, colored pencils, crayons, paint, paint brushes, glue (white) or glue stick, scissors, hole punch, tape, googly eyes, small beads, popsicle sticks (small and large), and glitter (these are general materials for each lesson). Additionally, I keep – cardstock, construction paper, foam sheets, felt squares, and yarn all in multiple colors. Reach out to your congregation – I have found that many people do crafts and are more than willing to donate craft materials to Student Sunday School.

**Step 3:** Print copies of the following for the number of students you anticipate in the Sunday School class (Optional).

- Coloring Sheet (there may be more than one page)
- Additional Sheets such as scripture sheets and take-home sheets (if applicable).

### Sunday Morning Preparation– Arrive Early (10-5 minutes)

**Step 4:** Set up a projector and laptop for video, or TV screen. If you do not have access to a projector or TV, print PowerPoint or print the poster for that day or Felt Board items (age dependent).

**Step 5:** Pull out and put together the items needed for the activity and place them on a table or side table.

**Step 6:** Place Coloring/Work Sheets, Scripture Sheets (if applicable), and Take-Home Sheets (if applicable) in a location you can easily access. I usually print extra coloring or worksheets to put in the narthex for those who choose not to attend Sunday School or for others to take home.

### Sunday Morning Arrival

**Step 7:** Greet each student as they arrive.

**Step 8:** Update the Attendance board and add guests.

**Step 9:** Light a Candle (recommended) and say an opening prayer (recommended)

*"Heavenly Father, we gather today with open hearts and minds to learn about your love and grace, as revealed through your Son, Jesus Christ. Open our ears to hear your word, guide our understanding, and fill our hearts with the Holy Spirit, that we may grow in faith and live as your children. Amen."*

**Step 9:** Pledge of Allegiance (recommended)

**Step 10:** Lord's Prayer

## Saints: St. Joseph/St. Gabriel /Annunciation of the Blessed Virgin Mary

---

### TEACHER'S NOTES

#### Learning Objective:

- During Lent this year we will celebrate three saint feast days: St Joseph (March 19<sup>th</sup>), St. Gabriel the Archangel (March 24<sup>th</sup>), and the Annunciation of the Blessed Virgin Mary (March 25<sup>th</sup>). The Annunciation and Gabriel's announcement to Mary signify the beginning of the Incarnation and God's plan for salvation with Mary's choosing to say "yes". The angel Gabriel appears to Joseph in a dream, instructing him to take Mary as his wife, as the child conceived in her was by the Holy Spirit, and to name the child Jesus, who will be our savior.

#### Memory Verse: Luke 1:46-47

<sup>46</sup> And Mary said:

"My soul <sup>[a]</sup>magnifies the Lord,

<sup>47</sup> And my spirit has rejoiced in God my Savior.

#### Scripture Reference: Luke 1:26-38

#### Alternate Scripture Reference: Matthew 1:18-25

#### Suggested Items

#### Preparation for Teaching:

- PowerPoint presentation Name – St. Gabriel and the Annunciation of the Blessed Virgin Mary.
- Poster – St. Gabriel and the Annunciation of the Blessed Virgin Mary.
- Storyboard (based on the age of the group) - St. Gabriel and the Annunciation of the Blessed Virgin Mary.
- Bible Reference (Full Bible verses and alternates available at end of this document if NKJV are not available)  
NKJV: Book Chapter Verse
- NKJV Study Bibles
- 1928 Book of Common Prayer

#### Craft Activity Items:

- Colored Markers, colored pencils, crayons, paint, paint brushes, glue (white) or glue stick, scissors, hole punch, tape, googly eyes, small beads, popsicle sticks (small and large), and glitter (these are general materials for each lesson).
- Primary Activity
- Alternate Activity

#### Our Anglican Connection:

- In our Anglican calendar the Feasts of Saints are an important highlight of our yearly Christian journey. We will combine the March Feasts of St. Joseph, St. Gabriel the Archangel, and the Annunciation of the Virgin Mary. Combining these three feasts fulfills God's plan of salvation for all mankind.

#### Objective:

The purpose of this section is to tell a story to the students. This can be done in one or more ways, but we have defined three options based on your unique teaching style and the age of the students. Some of the options will be better suited for different age groups or mixed age groups. For example: my students range from 9 years to 13 years (too old for a story/felt board) but still need visual aids. I will use PowerPoint and/or posters to tell a story. With PowerPoint, I can read or have the students read directly from the screen.

**Teaching Plan:****Introduction: Telling a Story**

- Create a story of the lesson with each item bullet below,
  1. Before the Annunciation of the Virgin Mary in Luke 1:26 we have the story of Zacharius and Elizabeth and the Archangel Gabriel visiting them to announce that Elizabeth even in her elderly age would give birth to a son whom they would name John (and who would later be known as John the Baptist) ,
  2. The Archangel Gabriel visits Mary who is a virgin and betrothed to Joseph a carpenter in the city of Nazareth,
  3. Gabriel visits Mary and says "Rejoice, highly favored *one*, the Lord *is* with you; <sup>[e]</sup>blessed *are* you among women!",
  4. Mary is very troubled and afraid, and the angel says to her "Do not be afraid, Mary, for you have found favor with God. <sup>31</sup> And behold, you will conceive in your womb and bring forth a Son, and shall call His name Jesus. <sup>32</sup> He will be great, and will be called the Son of the Highest, and the Lord God will give Him the throne of His father David. <sup>33</sup> And He will reign over the house of Jacob forever, and of His kingdom there will be no end."
  5. Mary says to the angel that this is impossible because I am a virgin, but the angel answers that the Holy Spirit will come upon you and the son you bear will be called the Son of God.
  6. Mary was betrothed to marry Joseph, but now Mary was with child and the child was not Joseph's. Joseph was a just and fair man and wanted to send Mary away for her safety (the alternative would be that Mary would be stoned to death). During his sleep, the angel came to him and told him not to be afraid that Mary was conceived by the Holy Spirit and that she would have a son, and he is to be called JESUS, for he will save His people from their sins. Joseph marries Mary.

**Play PowerPoint and/or Show Poster: "St. Joseph/St. Gabriel /Annunciation of the Blessed Virgin Mary."**

Show PowerPoint (read the outline or story on PowerPoint) or poster and discuss items on the poster.

- Use the following Symbols or Characters
  1. St. Joseph sleeping visited by an angel
  2. Mary visited by Gabriel the Archangel
  3. Joseph and Mary wed.

**Story Board (Felt Board): "St. Joseph/St. Gabriel /Annunciation of the Blessed Virgin Mary"**

Add the items for today to the Story Board – talk about what each item represents.

- Use the following Symbols or Characters
  1. St. Joseph sleeping visited by an angel
  2. Mary visited by Gabriel the Archangel
  3. Joseph and Mary wed.

**Lesson Reflection:**

Provide an opportunity for the students to say back to you what they understood about today's lesson. You can do this with one of the two options below. This is a great opportunity for you to see if they understood the material you presented.

### What Five Things Did I Learn Today?

What Five Things Did I Learn Today?

Using a chalkboard or whiteboard write these down or have an older student who volunteers write them down.

### Reflection Question(s):

**Discussion Reflection(s):** \*use the discussion question that aligns with the direction you are emphasizing.

1. What is the name of the angel that came to Zacharius and Mary? *Answer: Gabriel the Archangel*
2. Was Mary afraid when the angel came to her to tell her she would have a child? *Answer: Yes*
3. What was Joseph going to do with Mary before the angel came to him in his dream? *Answer: Send Mary away.*
4. What does Joseph do after the angel comes to him in a dream? *Answer: He marries Mary and names the baby son Jesus.*

### Activity: Annunciation of Mary-Stained Glass

#### Before Class:

1. Using the pdf provided print on cardstock

#### During Class:

1. Have students color the stained-glass picture and follow directions.

Detailed instructions including pictures and cutouts are available at the back of the booklet or in a separate document.

### Alternate Activity: Peg Doll Mary, Joseph, and Gabriel the Archangel

#### Before Class:

1. Print the decoupage bodies for the Peg dolls on regular white paper

#### During Class:

1. Have students paint the faces of Mary, Angel, and Joseph. Carefully cut out the bodies of Mary, Angel, and Joseph and decoupage them onto the Peg Dolls.

Detailed instructions including pictures and cutouts are available at the back of the booklet or in a separate document.


### Preparation for next week:

No preparation is required.



Coloring Sheet: St. Joseph/St. Gabriel /Annunciation of the Blessed Virgin Mary





**Worksheet: St. Joseph/St. Gabriel /Annunciation of the Blessed Virgin Mary**

# The Angel Gabriel Visits Mary

C Y V A T A F C H T E B A Z I L E  
 I G K O R I H E Z L D U W W O W Q  
 G A R B H A I R A H C E Z S G R R  
 U B X I P Y T B L E G N A K U D A  
 H R J Q G J N C S R L L S O T E M  
 L I W Y O O F M O F P U I O Y S O  
 M E J S S T Y E C N W V I R S S N  
 S L E L O T P H B F A N A A I E S  
 V P D O L E R E S S P M Q Y F L X  
 H D L Y L I U L W U T Y D O R B D  
 R J J A S V P H Q J S B I H B O B  
 Z V L T Q W A T M E I E G Y G Y S  
 O Y M G T L L E A C I F J F J B S  
 K A O L O C Q B T X B Y O J E X U  
 S Q O S J H J K X N J N W E C K G  
 J E W K P G M M O Q O I S R A E L  
 R H T E R A Z A N S Q F M F E E L

SON OF GOD	BETHLEHEM	CHRISTMAS	ELIZABETH
ZECHARIAH	NAZARETH	BLESSED	GABRIEL
SAVIOUR	ISRAEL	JOSEPH	ANGEL
JESUS	MARY	SON	

Poster: St. Joseph/St. Gabriel /Annunciation of the Blessed Virgin Mary









**Scripture: Luke 1:26-38**

<sup>26</sup> Now in the sixth month the angel Gabriel was sent by God to a city of Galilee named Nazareth, <sup>27</sup> to a virgin betrothed to a man whose name was Joseph, of the house of David. The virgin's name *was* Mary. <sup>28</sup> And having come in, the angel said to her, "Rejoice, highly favored *one*, the Lord *is* with you; <sup>[a]</sup> *blessed are you among women!*"

<sup>29</sup> But <sup>[b]</sup> when she saw *him*, she was troubled at his saying, and considered what manner of greeting this was. <sup>30</sup> Then the angel said to her, "Do not be afraid, Mary, for you have found favor with God. <sup>31</sup> And behold, you will conceive in your womb and bring forth a Son, and shall call His name Jesus. <sup>32</sup> He will be great, and will be called the Son of the Highest; and the Lord God will give Him the throne of His father David. <sup>33</sup> And He will reign over the house of Jacob forever, and of His kingdom there will be no end."

<sup>34</sup> Then Mary said to the angel, "How can this be, since I <sup>[c]</sup> do not know a man?"

<sup>35</sup> And the angel answered and said to her, "*The Holy Spirit will come upon you, and the power of the Highest will overshadow you; therefore, also, that Holy One who is to be born will be called the Son of God.* <sup>36</sup> Now indeed, Elizabeth your relative has also conceived a son in her old age; and this is now the sixth month for her who was called barren. <sup>37</sup> For with God nothing will be impossible."

<sup>38</sup> Then Mary said, "Behold the maidservant of the Lord! Let it be to me according to your word." And the angel departed from her.

**Alternate Scripture: Matthew 1:18-25**

<sup>18</sup> Now the birth of Jesus Christ was as follows: After His mother Mary was betrothed to Joseph, before they came together, she was found with child of the Holy Spirit. <sup>19</sup> Then Joseph her husband, being <sup>[a]</sup> a just *man*, and not wanting to make her a public example, was minded to put her away secretly. <sup>20</sup> But while he thought about these things, behold, an angel of the Lord appeared to him in a dream, saying, "Joseph, son of David, do not be afraid to take to you Mary your wife, for that which is <sup>[b]</sup> conceived in her is of the Holy Spirit. <sup>21</sup> And she will bring forth a Son, and you shall call His name <sup>[c]</sup> Jesus, for He will save His people from their sins."


<sup>22</sup> So all this was done that it might be fulfilled which was spoken by the Lord through the prophet, saying: <sup>23</sup> "Behold, the virgin shall be with child, and bear a Son, and they shall call His name Immanuel," which is translated, "God with us."

<sup>24</sup> Then Joseph, being aroused from sleep, did as the angel of the Lord commanded him and took to him his wife, <sup>25</sup> and <sup>[d]</sup> did not know her till she had brought forth her <sup>[e]</sup> firstborn Son. And he called His name Jesus.

**Activity Printable: Annunciation of Mary-Stained Glass**

Print onto stock/heavy paper. Color. Cut along the outside edge of the shape and fold along the lines marked with the arrows. Stand it up and place it on a shelf or altar.

Feel free to add a prayer list to the blocks in the picture or on the back.



1. Print the pdf version of the Annunciation of Mary on Cardstock.
2. Have the class color the picture (fine markers or colored pencils)
3. Cut per directions and fold to make a standing stained glass.

**Alternate Activity Printable: Peg Doll Mary, Joseph, and Gabriel the Archangel**

Coming Soon

**Resources:**

[www.catholicinspired.com](http://www.catholicinspired.com)



**Take Home Sheet: St. Joseph/St. Gabriel /Annunciation of the Blessed Virgin Mary**

1. What is the name of the angel that came to Zacharius and Mary?
2. Was Mary afraid when the angel came to her to tell her she would have a child?
3. What was Joseph going to do with Mary before the angel came to him in his dream?
4. What does Joseph do after the angel comes to him in a dream



1. Answer: Gabriel the Archangel
2. Answer: Yes
3. Answer: Send Mary away.
4. Answer: He marries Mary and names the baby son Jesus.