


St. Patrick's Anglican Church Sunday School

Teacher's Guide



Epiphany

John the Baptist and the Baptism of Jesus

Creation of the Material is a Team Effort if you have questions, please get in touch with us at:

sundayschool.stpatrickspsj@gmail.com

Sunday School Team: Fr. Mike Kerouac (spiritual advisor), Linda Simmen (writer/teacher), Carolyn Kerouac (editor/teacher), Paula Allen (teacher), Abby Valko (art/helper), Emmy Santiago (art/helper), and Brenda Heyward (crafts /art). *Your support and help are indispensable.

Special Thank you to everyone who has provided encouragement, prayers, and supplies. There would be no Sunday School without you as you provide the base for everything we do.

Contents

Introduction:	4
Step by Step Instructions on how to use the Children's Sunday School Lesson Program	5
Epiphany: John the Baptist and the Baptism of Jesus	6
TEACHER'S NOTES.....	6
Learning Objective:	6
Memory Verse: Matthew 3:11	6
Scripture Reference: Mark 1:1-12	6
Alternate Scripture Reference: Matthew 17:10-13	6
Alternate Scripture Reference: Malachi 3:1	6
Suggested Items.....	6
Preparation for Teaching:	6
Craft Activity Items:.....	6
Our Anglican Connection:	6
Objective:.....	7
Teaching Plan:.....	7
Introduction: Telling a Story.....	7
Play PowerPoint and/or Show Poster: "John the Baptist and the Baptism of Jesus"	7
Story Board (Felt Board): "John the Baptist and the Baptism of Jesus"	7
Lesson Reflection:	8
What Five Things Did I Learn Today?	8
Reflection Question(s):.....	8
Discussion Reflection(s):	8
Activity: Making a Dove	8
Alternate Activity: Dove Tissue Paper Collage Project.....	9
Preparation for next week:	9
Coloring Sheet: John the Baptist and the Baptism of Jesus.....	10
Worksheet: John the Baptist and the Baptism of Jesus.....	11
Poster:.....	12
Story Board Items:	13
Scripture Reference: Mark 1:1-12	14
Alternate Scripture Reference: Matthew 17:10-13	14
Alternate Scripture Reference: Malachi 3:1	14
Activity Printable: Dove	15
Activity Printable: The Dove Collage.....	16
Resources:	16
Take Home Sheet:.....	17

Introduction:

The Student Sunday School curriculum is designed for an Anglican church mixed-age class catering to 1st to 8th-grade students. It consists of separate independent lessons that can be used over a one to two-year cycle, following the Anglican seasons and lectionary.

The lessons cover several topics including Creation, Old Testament Heroes, Bible Stories, and New Testament subjects associated with Anglican seasons such as Christmas, Epiphany, Lent, and Easter, as well as the Parables of Jesus. Additionally, the curriculum covers Anglican basics such as the Saints, the Creeds, and the Sacraments, to provide students with a well-rounded understanding of tradition, scripture, and heritage.

While each lesson can be taught independently, some review may be necessary for students who did not attend the previous week. The Sunday School Lessons are aligned with the Anglican Seasons, including Advent, Christmas, Epiphany, Lent, Easter, Ascension, and Pentecost. Students will also learn how to use and navigate the Bible and the Book of Common Prayer.

Scripture for Meditation:

³ By faith we understand that the ^[a]worlds were framed by the word of God so that the things which are seen were not made of things which are visible. — Hebrews 11:3 (NKJV)

“But ask the beasts, and they will teach you;
the birds of the heavens, and they will tell you;
or the bushes of the earth, and they will teach you;
and the fish of the sea will declare to you.
Who among all these does not know
that the hand of the Lord has done this?
In his hand is the life of every living thing
and the breath of all mankind. — Job 12:7-10 (ESV)

I have utilized the following books and sites if you are looking for additional information:

- All Bible verses are from the New King James Version unless otherwise specified.
- “Lives of the Saints” by Hugo Hoever
- “All Saints” by Robert Ellsberg
- 1928 Book of Common Prayer
- The One Volume Commentary by J.R. Dummelow

Step by Step Instructions on how to use the Children's Sunday School Lesson Program

Each Lesson has a thematic lesson that follows the liturgical year (Advent, Christmas, Epiphany, Lent, Easter, Pentecost, Ascension, and Trinity Sundays) – users are encouraged to follow the format but are not limited to using them in the outlined order. Within the lessons, the majority are standalone, and self-contained except for the Creation story, Saint Paul, Anglican Boot Camp, and the Christmas program. The lessons are divided into two parts. The first part is for the teacher which includes learning objectives, preparation, and supplies. The second is for the student and includes “Telling a Story”, discussion questions, and a craft activity. There are posters, felt board pictures, coloring and worksheets, and a take-home sheet to enhance the lesson.

Before Sunday

Step 1: Review the theme or study for the upcoming Sunday School Lesson.

Step 2: Review the list of materials required for the activity for the upcoming Sunday and ensure all materials are available. Some Sundays have alternative activities, choose which activity you wish to do.

- A well-stocked craft cabinet is a must for Student Sunday School. Every lesson includes a list of items that are recommended to be on hand.
- Colored Markers, colored pencils, crayons, paint, paint brushes, glue (white) or glue stick, scissors, hole punch, tape, googly eyes, small beads, popsicle sticks (small and large), and glitter (these are general materials for each lesson). Additionally, I keep – cardstock, construction paper, foam sheets, felt squares, and yarn all in multiple colors. Reach out to your congregation – I have found that many people do crafts and are more than willing to donate craft materials to Student Sunday School.

Step 3: Print copies of the following for the number of students you anticipate in the Sunday School class (Optional).

- Coloring Sheet (there may be more than one page)
- Additional Sheets such as scripture sheets and take-home sheets (if applicable).

Sunday Morning Preparation– Arrive Early (10-5 minutes)

Step 4: Set up a projector and laptop for video, or TV screen. If you do not have access to a projector or TV, print PowerPoint or print the poster for that day or Felt Board items (age dependent).

Step 5: Pull out and put together the items needed for the activity and place them on a table or side table.

Step 6: Place Coloring/Work Sheets, Scripture Sheets (if applicable), and Take-Home Sheets (if applicable) in a location you can easily access. I usually print extra coloring or worksheets to put in the narthex for those who choose not to attend Sunday School or for others to take home.

Sunday Morning Arrival

Step 7: Greet each student as they arrive.

Step 8: Update the Attendance board and add guests.

Step 9: Light a Candle (recommended) and say an opening prayer (recommended)

"Heavenly Father, we gather today with open hearts and minds to learn about your love and grace, as revealed through your Son, Jesus Christ. Open our ears to hear your word, guide our understanding, and fill our hearts with the Holy Spirit, so that we may grow in faith and live as your children. Amen."

Step 9: Pledge of Allegiance (recommended)

Step 10: Lord's Prayer

Epiphany: John the Baptist and the Baptism of Jesus

TEACHER'S NOTES

Learning Objective:

- "Jesus is baptized by the Holy Spirit so that we can be baptized by the Holy Spirit"
- "God sends the prophet John to prepare and baptize Jesus for the beginning of his ministry."

Memory Verse: Matthew 3:11

¹¹ I indeed baptize you with water unto repentance, but He who is coming after me is mightier than I, whose sandals I am not worthy to carry. He will baptize you with the Holy Spirit [\[a\]](#) and fire.

Scripture Reference: Mark 1:1-12

Alternate Scripture Reference: Matthew 17:10-13

Alternate Scripture Reference: Malachi 3:1

Suggested Items

Preparation for Teaching:

- PowerPoint presentation Name – John the Baptist and the Baptism of Jesus.
- Poster – John the Baptist and the Baptism of Jesus
- Storyboard (based on the age of the group) - John the Baptist and the Baptism of Jesus
- Bible Reference (Full Bible verses and alternates available at end of this document if NKJV are not available)
NKJV: Book Chapter Verse
- NKJV Study Bibles
- 1928 Book of Common Prayer

Craft Activity Items:

- Colored Markers, colored pencils, crayons, paint, paint brushes, glue (white) or glue stick, scissors, hole punch, tape, googly eyes, small beads, popsicle sticks (small and large), and glitter (these are general materials for each lesson).
- Primary Activity – The Dove
 - Cardstock
 - Clothes pin.
 - String
- Alternate Activity – Dove Collage
 - Cardstock
 - Tissue paper

Our Anglican Connection:

- John the Baptist is the prophet who announces the coming of the Messiah and he preaches repentance. When he baptizes Jesus, the Holy Spirit descends on Jesus, and this marks the beginning of his ministry. It also lays the groundwork for all Christians for the sacrament of Baptism as demonstrated in the Book of Common Prayer.

Objective:

The purpose of this section is to tell a story to the students. This can be done in one or more ways, but we have defined three options based on your unique teaching style and the age of the students. Some of the options will be better suited for different age groups or mixed age groups. For example: my students range from 9 years to 13 years (too old for a story/felt board) but still need visual aids. I will use PowerPoint and/or posters to tell a story. With PowerPoint, I can read or have the students read directly from the screen.

Teaching Plan:**Introduction: Telling a Story**

- **John the Baptist was the son of Zacharias and Elizabeth (who was the cousin of Mary the mother of Jesus) and he was born about 1 BC,**
 1. John was raised in a very religious home and when he was older, he went into the desert to pray, during this solitude he was called by God to be a prophet,
 2. The information about John the Baptist can be found in all four gospels, the Acts of the Apostle, and the writings of the historian Josephus.
 3. In the Old Testament it was prophesied that a prophet would come before the Messiah (Jesus) to prepare the way of the Messiah (Jesus), a prophet like Elijah.
 4. John the Baptist preached and baptized on the Jordan River that the Messiah was coming at that everyone needed to get their spiritual and personal life ready for the Messiah.
 5. The apostles Andrew and his brother Simon Peter (and probably Philip) heard John the Baptist preach about the coming Messiah.
 6. Jesus comes to the river Jordan to be baptized by John, but John says to Jesus, *"I need to be baptized by You, and are You coming to me?" But Jesus answered and said to him, "Permit it to be so now, for thus it is fitting for us to fulfill all righteousness." Then he allowed Him.*
 7. When Jesus had been baptized, Jesus came up from the water and the heavens opened, and he saw the Spirit of God (Holy Spirit) descending like a dove, and it came upon him. God spoke and said, *"This is my beloved Son, in whom I am well pleased."*
 8. *John the Baptist was arrested and imprisoned by Herod, he was eventually beheaded. When Jesus learned of John the Baptist's death he departed by ship and went to the desert to be alone and grieve.*

Play PowerPoint and/or Show Poster: "John the Baptist and the Baptism of Jesus"

Show PowerPoint (read the outline or story on PowerPoint) or poster and discuss items on the poster.

- Use the following Symbols or Characters
 1. Dedication of John
 2. John preaching
 3. John baptizing Jesus
 4. John in prison
 5. John is executed.
 6. Jesus is sad when he hears about John's death.

Story Board (Felt Board): "John the Baptist and the Baptism of Jesus"

Add the items for today to the Story Board – talk about what each item represents.

- Use the following Symbols or Characters
 1. John preaching
 2. John baptizing Jesus
 3. John in prison

Lesson Reflection:

Provide an opportunity for the students to say back to you what they understood about today's lesson. You can do this with one of the two options below. This is a wonderful opportunity for you to see if they understood the material you presented.

What Five Things Did I Learn Today?

What Five Things Did I Learn Today?

Using a chalkboard or whiteboard write these down or have an older student who volunteers write them down.

Reflection Question(s):

Discussion Reflection(s): *use the discussion question that aligns with the direction you are emphasizing.

Question:

Advanced/Older Children:

1. Who was John the Baptist? Answer: *John the Baptist was the son of Zacharius and Elizabeth. Jesus' mother Mary was Elizabeth's cousin. Jesus and John, the Baptist were cousins.*
2. What symbol of the Holy Spirit do we see in this passage? Answer: *the Dove.*

Discuss:

1. Why do you think John the Baptist believed he was not worthy to baptize Jesus? Discuss: *John did not feel he was worthy to baptize Jesus.*

Activity: Making a Dove**Before Class:**

1. Create a Dove body and wing template.

During Class:

1. Use your pencil to draw around the dove's body template on your card/plate.
2. Flip it over to the other side and repeat.
3. Use your pencil to draw around the dove's wing template on your card/plate.
4. Flip it over and repeat.
5. Cut out your drawings.
6. Color in the beak and the eyes on the dove's body.
7. With the colored eyes and beak side out, glue the two bodies of the dove together. Do Not Put Any Glue On The Tail. If you are using a twig place it in between the body pieces.
8. Using the clothes pins, place them on the body until it has dried.
9. Glue the bottom of the wings into place and place clothes pins on them until dried.
10. Turn your dove into a hanging decoration by making a small hole in the middle of your dove and putting string through the hole.



Detailed instructions including pictures and cutouts are available at the back of the booklet or in a separate document.

Alternate Activity: Dove Tissue Paper Collage Project

Before Class:

1. Create a Template of Dove
2. Cut up scrap tissue paper into small 1x1 1x2 pieces.
3. Make the glue and water mix for collage or use Modge Podge.

During Class:

1. Have each student start with a blank piece of cardstock.
2. Have students use the Dove template and copy it to the cardstock.
3. Use the tissue paper on the inside and outside of the outline. There should be a contrast of the colors.

Detailed instructions including pictures and cutouts are available at the back of the booklet or in a separate document.

Preparation for next week:

No preparation is required.

Coloring Sheet: John the Baptist and the Baptism of Jesus



Worksheet: John the Baptist and the Baptism of Jesus


John Baptizes Jesus

A I N A C H A E W G E R O S O A T
 B D H L A I S U I G N E D H H E M
 D O O T M S B J U N L H Y E G E R
 L T J T E L J V R E S O M J L A T
 H O I E L O S T A E R I O O O S J
 R N O E S C B H R E O C M R V L E
 A Y B E H U M E U O T O Y J I T P
 B H P S A S S S Y E U I O E A E M
 L H L S I T L A E E P R A H J V R
 U Y A T R S D V O E D A I S A J R
 M I P I C V O I E A L G P H T S R
 E A W I L D H O N E Y I O R I E D
 B E R B O M T R O E D H L D N E O
 B V A Y T R I H T T U O B A I U J
 D A V E H V L C U L E H D S G V A
 O A T L E B R E H T A E L I G R S
 B C T R S E V I T A L E R H T R U

about thirty
 baptism
 camel's hair clothes
 dove
 Galilee
 Jesus
 John
 Jordan River
 Joseph
 leather belt
 locusts
 Mary
 obeyed God
 relatives
 the Savior
 wild honey

Poster: John the Baptist and the Baptism of Jesus

John the Baptist and the Baptism of Jesus



Story Board Items: John the Baptist and the Baptism of Jesus



Scripture Reference: Mark 1:1-12

¹ The beginning of the gospel of Jesus Christ, the Son of God. ² As it is written in ^[a]the Prophets:

"Behold, I send My messenger before Your face,
Who will prepare Your way before You."

³ "The voice of one crying in the wilderness:

'Prepare the way of the Lord;
Make His paths straight.' "

⁴ John came baptizing in the wilderness and preaching a baptism of repentance ^[b]for the remission of sins. ⁵ Then all the land of Judea, and those from Jerusalem, went out to him and were all baptized by him in the Jordan River, confessing their sins.

⁶ Now John was clothed with camel's hair and with a leather belt around his waist, and he ate locusts and wild honey. ⁷ And he preached, saying, "There comes One after me who is mightier than I, whose sandal strap I am not worthy to stoop down and loose. ⁸ I indeed baptized you with water, but He will baptize you with the Holy Spirit."

⁹ It came to pass in those days *that* Jesus came from Nazareth of Galilee, and was baptized by John in the Jordan. ¹⁰ And immediately, coming up ^[c]from the water, He saw the heavens ^[d]parting and the Spirit descending upon Him like a dove. ¹¹ Then a voice came from heaven, "You are My beloved Son, in whom I am well pleased."

¹² Immediately the Spirit ^[e]drove Him into the wilderness.


Alternate Scripture Reference: Matthew 17:10-13

¹⁰ And His disciples asked Him, saying, "Why then do the scribes say that Elijah must come first?"

¹¹ Jesus answered and said to them, "Indeed, Elijah is coming ^[a]first and will restore all things. ¹² But I say to you that Elijah has come already, and they did not know him but did to him whatever they wished. Likewise the Son of Man is also about to suffer at their hands." ¹³ Then the disciples understood that He spoke to them of John the Baptist.

Alternate Scripture Reference: Malachi 3:1

"Behold, I send My messenger,
And he will prepare the way before Me.
And the Lord, whom you seek,
Will suddenly come to His temple,
Even the Messenger of the covenant,
In whom you delight.
Behold, He is coming,"
Says the Lord of hosts.





Resources:

¹ Book of Common Prayer page 581

² St. Augustine Book of Common Prayer page 581

Worksheet or Coloring Sheet: <https://sermons4kids.com/activities/baptism-of-jesus>


Activity: <https://www.twinkl.com/resource/cfe-re-7-holy-spirit-doves-activity-sheet>

https://www.ehow.com/how_4719162_tissue-paper-collage-art.html


Property of St. Patrick Anglican Church

2024

Take Home Sheet: John the Baptist and the Baptism of Jesus



1. Who was John the Baptist?
2. What symbol of the Holy Spirit do we see in this passage?



1. Who was John the Baptist?
Answer: John the Baptist was the son of Zacharias and Elizabeth. Jesus' mother Mary was Elizabeth's cousin. Jesus and John, the Baptist were cousins.
2. What symbol of the Holy Spirit do we see in this passage?
Answer: the Dove.