


# **St. Patrick's Anglican Church Sunday School**

## **Teacher's Guide**



### **Pre-Lent**

### **Parable of the Sower**

Creation of the Material is a Team Effort if you have questions, please get in touch with us at:

[sundayschool.stpatrickspsj@gmail.com](mailto:sundayschool.stpatrickspsj@gmail.com)

Sunday School Team: Fr. Mike Kerouac (spiritual advisor), Linda Simmen (writer/teacher), Carolyn Kerouac (editor/teacher), Paula Allen (teacher), Abby Valko (art/helper), Emmy Santiago (art/helper), and Brenda Heyward (crafts /art). \*Your support and help are indispensable.

Special Thank you to everyone who has provided encouragement, prayers, and supplies. There would be no Sunday School without you as you provide the base for everything we do.

## Contents

Introduction: .....	4
Step by Step Instructions on how to use the Children's Sunday School Lesson Program .....	5
Pre-Lent: Parable of the Sower .....	6
TEACHER'S NOTES.....	6
Learning Objective: .....	6
Memory Verse: Luke 8:10 .....	6
Scripture Reference: Luke 8:4-15.....	6
Additional Scripture Reference: 2 Corinthians 11: 19-31.....	6
Suggested Items .....	6
Preparation for Teaching: .....	6
Craft Activity Items:.....	6
Our Anglican Connection: .....	6
Objective: .....	7
Teaching Plan: .....	7
Introduction: Telling a Story.....	7
Play PowerPoint and/or Show Poster: "Parable of the Sower" .....	7
Story Board (Felt Board): "Parable of the Sower" .....	7
Lesson Reflection: .....	7
What Five Things Did I Learn Today? .....	7
Reflection Question(s): .....	7
Discussion Reflection(s):.....	7
Alternate Activity: Name.....	8
Preparation for next week: .....	8
Coloring Sheet: Parable of the Sower .....	9
Worksheet: Parable of the Sower .....	10
Poster: Parable of the Sower .....	11
Story Board Items: Parable of the Sower.....	12
Scripture: Luke 8:4-15 .....	13
Alternate Scripture: 2 Corinthians 11: 19-31 .....	13
Activity Printable: Parable of the Sower .....	14
Please see separate files. ....	14
Resources: None .....	14
Take Home Sheet: Parable of the Sower .....	15

## Introduction:

The Student Sunday School curriculum is designed for an Anglican church mixed-age class catering to first to eighth-grade students. It consists of separate independent lessons that can be used over a one to two-year cycle, following the Anglican seasons and lectionary.

The lessons cover several topics including Creation, Old Testament Heroes, Bible Stories, and New Testament subjects associated with Anglican seasons such as Christmas, Epiphany, Lent, and Easter, as well as the Parables of Jesus. Additionally, the curriculum covers Anglican basics such as the Saints, the Creeds, and the Sacraments, to provide students with a well-rounded understanding of tradition, scripture, and heritage.

While each lesson can be taught independently, some review may be necessary for students who did not attend the previous week. The Sunday School Lessons are aligned with the Anglican Seasons, including Advent, Christmas, Epiphany, Lent, Easter, Ascension, and Pentecost. Students will also learn how to use and navigate the Bible and the Book of Common Prayer.

## Scripture for Meditation:

<sup>3</sup> By faith we understand that the <sup>[a]</sup>worlds were framed by the word of God so that the things which are seen were not made of things which are visible. — Hebrews 11:3 (NKJV)

“But ask the beasts, and they will teach you;  
the birds of the heavens, and they will tell you;  
or the bushes of the earth, and they will teach you;  
and the fish of the sea will declare to you.  
Who among all these does not know  
that the hand of the Lord has done this?  
In his hand is the life of every living thing  
and the breath of all mankind. — Job 12:7-10 (ESV)

I have utilized the following books and sites if you are looking for additional information:

- All Bible verses are from the New King James Version unless otherwise specified.
- “Lives of the Saints” by Hugo Hoever
- “All Saints” by Robert Ellsberg
- 1928 Book of Common Prayer
- The One Volume Commentary by J.R. Dummelow

## Step by Step Instructions on how to use the Children's Sunday School Lesson Program

Each Lesson has a thematic lesson that follows the liturgical year (Advent, Christmas, Epiphany, Lent, Easter, Pentecost, Ascension, and Trinity Sundays) – users are encouraged to follow the format but are not limited to using them in the outlined order. Within the lessons, the majority are standalone, and self-contained except for the Creation story, Saint Paul, Anglican Boot Camp, and the Christmas program. The lessons are divided into two parts. The first part is for the teacher which includes learning objectives, preparation, and supplies. The second is for the student and includes “Telling a Story”, discussion questions, and a craft activity. There are posters, felt board pictures, coloring and worksheets, and a take-home sheet to enhance the lesson.

### Before Sunday

**Step 1:** Review the theme or study for the upcoming Sunday School Lesson.

**Step 2:** Review the list of materials required for the activity for the upcoming Sunday and ensure all materials are available. Some Sundays have alternative activities, choose which activity you wish to do.

- A well-stocked craft cabinet is a must for Student Sunday School. Every lesson includes a list of items that are recommended to be on hand.
- Colored Markers, colored pencils, crayons, paint, paint brushes, glue (white) or glue stick, scissors, hole punch, tape, googly eyes, small beads, popsicle sticks (small and large), and glitter (these are general materials for each lesson). Additionally, I keep – cardstock, construction paper, foam sheets, felt squares, and yarn all in multiple colors. Reach out to your congregation – I have found that many people do crafts and are more than willing to donate craft materials to Student Sunday School.

**Step 3:** Print copies of the following for the number of students you anticipate in the Sunday School class (Optional).

- Coloring Sheet (there may be more than one page)
- Additional Sheets such as scripture sheets and take-home sheets (if applicable).

### Sunday Morning Preparation– Arrive Early (10-5 minutes)

**Step 4:** Set up a projector and laptop for video, or TV screen. If you do not have access to a projector or TV, print PowerPoint or print the poster for that day or Felt Board items (age dependent).

**Step 5:** Pull out and put together the items needed for the activity and place them on a table or side table.

**Step 6:** Place Coloring/Work Sheets, Scripture Sheets (if applicable), and Take-Home Sheets (if applicable) in a location you can easily access. I usually print extra coloring or worksheets to put in the narthex for those who choose not to attend Sunday School or for others to take home.

### Sunday Morning Arrival

**Step 7:** Greet each student as they arrive.

**Step 8:** Update the Attendance board and add guests.

**Step 9:** Light a Candle (recommended) and say an opening prayer (recommended)

*"Heavenly Father, we gather today with open hearts and minds to learn about your love and grace, as revealed through your Son, Jesus Christ. Open our ears to hear your word, guide our understanding, and fill our hearts with the Holy Spirit, that we may grow in faith and live as your children. Amen."*

**Step 9:** Pledge of Allegiance (recommended)

**Step 10:** Lord's Prayer

## Pre-Lent: Parable of the Sower

---

### TEACHER'S NOTES

#### Learning Objective:

- “When the word of God is planted in a good heart, good things will be produced in that person’s life.” and
- “Unless we grow our relationship with God, we won’t grow into faithful Christians. “

#### Memory Verse: Luke 8:10

<sup>10</sup> And He said, “To you it has been given to know the [b](#)mysteries of the kingdom of God, but to the rest *it is given* in parables, that

‘Seeing they may not see,

And hearing they may not understand.’

#### Scripture Reference: Luke 8:4-15

#### Additional Scripture Reference: 2 Corinthians 11: 19-31

### Suggested Items

#### Preparation for Teaching:

- PowerPoint presentation Name – Parable of the Sower.
- Poster – Parable of the Sower
- Storyboard (based on the age of the group) – Parable of the Sower.
- Bible Reference (Full Bible verses and alternates available at end of this document if NKJV are not available)  
NKJV: Book Chapter Verse
- NKJV Study Bibles
- 1928 Book of Common Prayer

#### Craft Activity Items:

- Colored Markers, colored pencils, crayons, paint, paint brushes, glue (white) or glue stick, scissors, hole punch, tape, googly eyes, small beads, popsicle sticks (small and large), and glitter (these are general materials for each lesson).
- Primary Activity: Planting
  - Small container
  - Potting soil
  - seeds
- Alternate Activity: Parable of the Sower Spinner
  - Cardstock
  - Brads

#### Our Anglican Connection:

- Liturgical reading for this week.

**Objective:**

The purpose of this section is to tell a story to the students. This can be done in one or more ways, but we have defined three options based on your unique teaching style and the age of the students. Some of the options will be better suited for different age groups or mixed age groups. For example: my students range from 9 years to 13 years (too old for a story/felt board) but still need visual aids. I will use PowerPoint and/or posters to tell a story. With PowerPoint, I can read or have the students read directly from the screen.

**Teaching Plan:****Introduction: Telling a Story**

- Create a story of the lesson with each item bullet below,
- Jesus is traveling in country healing and casting out demons with the disciples,
  1. He stops with the disciples and people following and tells the parable of the Sower and the seeds,
  2. The parable tells of a Sower who is sowing seeds on different types of terrain,
  3. The first is on hard ground of a path and the seed is devoured by the birds, the second is on a rock where the seed sprouts but is not nourished, the third is in weeds or thorns where the seed begins to grow but is crowded out by the weeds, and the fourth is on good ground where it flourishes,
  4. the seed symbolizes the word of God. Each of these scenarios represent what happens when the believer is not supported and cared for by the disciple with patience.

**Play PowerPoint and/or Show Poster: "Parable of the Sower"**

Show PowerPoint (read the outline or story on PowerPoint) or poster and discuss items on the poster.

- Use the following Symbols or Characters
  1. Sower showing the different types of soil

**Story Board (Felt Board): "Parable of the Sower"**

Add the items for today to the Story Board – talk about what each item represents.

- Use the following Symbols or Characters
  1. Sower showing the different types of soil.

**Lesson Reflection:**

Provide an opportunity for the students to say back to you what they understood about today's lesson. You can do this with one of the two options below. This is a great opportunity for you to see if they understood the material you presented.

**What Five Things Did I Learn Today?**

What Five Things Did I Learn Today?

Using a chalkboard or whiteboard write these down or have an older student who volunteers write them down.

**Reflection Question(s):**

**Discussion Reflection(s):** \*use the discussion question that aligns with the direction you are emphasizing.

1. Jesus is trying to stress to the disciples that spreading the Gospel has responsibilities, in this parable what does the seed represent? *The word of God – the Gospel (Good News).*
2. Who is the Sower in this parable? It is all of us that try to bring people to Christ.

*Discuss:*

- i. How can we become better Sowers for Christ?

**Activity: Planting Seeds**

**Before Class:**

1. Pull together all the materials for the

**During Class:**

1. Provide each student with a container to plant their seeds.
2. Show the students and discuss the type of planning material we need to plant the seeds successfully:
  - a. Hard dirt
  - b. Rocks or stones
  - c. Weeds
  - d. Good potting soil
3. The best soil is one that provides the most nutrition for the seeds. But it also requires us to water the seeds.
4. Put potting soil in the container.
5. Add seeds and gently water.

**Alternate Activity: Name**

**Before Class:**

1. Print the Seed of the Sower (both sheets)

**During Class:**

1. Have students color and cut out both parts.
2. Have the student cut out the triangle window on the first page.
3. Put the first page over the second page and using a brad attach them.

Detailed instructions including pictures and cutouts are available at the back of the booklet or in a separate document.

**Preparation for next week:**

No preparation is required.





# The Parable of the Sower

But the one who received the seed that fell on good soil is the man who hears the word and understands it. Matthew 13:23a

Based on Matthew 13:1-9, 18-23 (NIV)

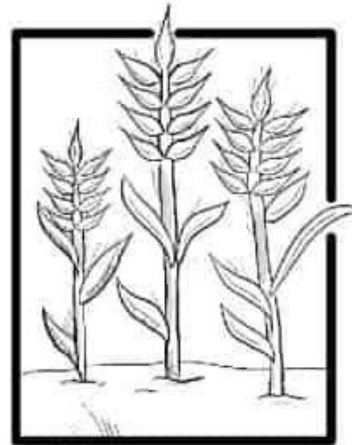




A	D	N	B	L	P	W	W	C	F	V	B	B	H	L
P	L	H	M	S	E	E	D	I	H	A	R	U	R	G
R	Q	D	G	R	A	S	D	O	T	O	R	M	V	G
O	W	X	G	P	V	C	T	X	I	H	K	M	L	P
O	N	V	O	J	S	A	H	B	S	V	E	E	E	B
T	E	R	E	T	D	T	O	J	O	X	J	R	D	R
P	C	G	N	W	S	T	R	U	I	X	Y	O	R	O
F	F	A	O	I	E	E	N	V	L	K	O	F	E	M
N	L	S	N	I	Z	R	S	W	C	G	I	K	E	C
P	P	B	I	R	D	S	O	O	S	B	Q	L	H	Q
K	O	W	B	Z	P	L	R	S	C	A	B	X	T	S
P	P	J	S	D	L	Y	T	R	O	A	E	I	R	L
C	A	R	U	A	N	A	L	X	R	F	G	J	L	T
Z	E	T	H	C	G	T	L	A	C	V	O	E	L	M
K	Z	S	H	W	J	R	P	W	H	M	F	Y	Y	Z

PLANTS	SCORCH	FARMER	THORNS	CROP
WITHER	BIRDS	ROOT	CHOKES	SOIL
FELL	PARABLE	SCATTER	SEED	GREW
ROCKY	SHALLOW	GOOD	SOW	PATH

# PARABLE OF THE SOWER

**Matthew 13:1-23**





**Scripture: Luke 8:4-15****The Parable of the Sower**

<sup>4</sup> And when a great multitude had gathered, and they had come to Him from every city, He spoke by a parable: <sup>5</sup> “A sower went out to sow his seed. And as he sowed, some fell by the wayside; and it was trampled down, and the birds of the air devoured it. <sup>6</sup> Some fell on rock; and as soon as it sprang up, it withered away because it lacked moisture. <sup>7</sup> And some fell among thorns, and the thorns sprang up with it and choked it. <sup>8</sup> But others fell on good ground, sprang up, and yielded <sup>[a]</sup> a crop a hundredfold.” When He had said these things He cried, “He who has ears to hear, let him hear!”

**The Purpose of Parables**

<sup>9</sup> Then His disciples asked Him, saying, “What does this parable mean?”

<sup>10</sup> And He said, “To you it has been given to know the <sup>[b]</sup> mysteries of the kingdom of God, but to the rest *it is given* in parables, that

‘Seeing they may not see,  
And hearing they may not understand.’

**The Parable of the Sower Explained**

<sup>11</sup> “Now the parable is this: The seed is the word of God. <sup>12</sup> Those by the wayside are the ones who hear; then the devil comes and takes away the word out of their hearts, lest they should believe and be saved. <sup>13</sup> But the ones on the rock *are those* who, when they hear, receive the word with joy; and these have no root, who believe for a while and in time of <sup>[c]</sup> temptation fall away. <sup>14</sup> Now the ones *that* fell among thorns are those who, when they have heard, go out and are choked with cares, riches, and pleasures of life, and bring no fruit to maturity. <sup>15</sup> But the ones *that* fell on the good ground are those who, having heard the word with a noble and good heart, keep *it* and bear fruit with patience. <sup>[d]</sup>

**Alternate Scripture: 2 Corinthians 11: 19-31**

<sup>19</sup> For you put up with fools gladly, since you *yourselves* are wise! <sup>20</sup> For you put up with it if one brings you into bondage, if one devours *you*, if one takes *from you*, if one exalts himself, if one strikes you on the face. <sup>21</sup> To *our* shame I say that we were too weak for that! But in whatever anyone is bold—I speak foolishly—I am bold also.

**Suffering for Christ**

<sup>22</sup> Are they Hebrews? So *am* I. Are they Israelites? So *am* I. Are they the seed of Abraham? So *am* I. <sup>23</sup> Are they ministers of Christ?—I speak as a fool—I *am* more: in labors more abundant, in stripes above measure, in prisons more frequently, in deaths often. <sup>24</sup> From the Jews five times I received forty *stripes* minus one. <sup>25</sup> Three times I was beaten with rods; once I was stoned; three times I was shipwrecked; a night and a day I have been in the deep; <sup>26</sup> *in* journeys often, *in* perils of waters, *in* perils of robbers, *in* perils of *my own* countrymen, *in* perils of the Gentiles, *in* perils in the city, *in* perils in the wilderness, *in* perils in the sea, *in* perils among false brethren; <sup>27</sup> *in* weariness and toil, *in* sleeplessness often, *in* hunger and thirst, *in* fastings often, *in* cold and nakedness— <sup>28</sup> besides the other things, what comes upon me daily: my deep concern for all the churches. <sup>29</sup> Who is weak, and I am not weak? Who is made to stumble, and I do not burn *with indignation*?


<sup>30</sup> If I must boast, I will boast in the things which concern my <sup>[a]</sup> infirmity. <sup>31</sup> The God and Father of our Lord Jesus Christ, who is blessed forever, knows that I am not lying.

**Activity Printable: Parable of the Sower**

**Please see separate files.**

**Resources: None**

**Take Home Sheet: Parable of the Sower**



1. Jesus is trying to stress to the disciples that spreading the Gospel has responsibilities, in this parable what does the seed represent?
2. Who is the Sower in this parable?