


St. Patrick's Anglican Church Sunday School

Teacher's Guide



Advent

Hope – Advent 1

Creation of the Material is a Team Effort if you have questions, please get in touch with us at:

sundayschool.stpatrickspsj@gmail.com

Sunday School Team: Fr. Mike Kerouac (spiritual advisor), Linda Simmen (writer/teacher), Carolyn Kerouac (editor/teacher), Paula Allen (teacher), Abby Valko (art/helper), Emmy Santiago (art/helper), and Brenda Heyward (crafts /art). *Your support and help are indispensable.

Thank you, especially to everyone who has provided encouragement, prayers, and supplies. Sunday School would not be Sunday School without you, as you provide the base for everything we do.

Contents

Introduction: 4

Step by Step Instructions on how to use the Children’s Sunday School Lesson Program 5

Advent: Hope Week 1 6

TEACHER’S NOTES 6

Learning Objective: 6

Memory Verse: 6

Scripture Reference: Isaiah 9:6-7 6

Alternate Scripture Reference: Malachi 3:1-6, 4:4-6, Luke: 1:5-25 6

Suggested Items 6

Advent Wreath with Four Advent Candles..... 6

Advent Prayer Week 1 6

Preparation for Teaching:..... 6

Craft Activity Items:..... 6

Our Anglican Connection:..... 7

Objective: 7

Teaching Plan:..... 7

Introduction: Telling a Story..... 7

Play PowerPoint and/or Show Poster: “Hope” 7

Story Board (Felt Board): “Hope” 7

Lesson Reflection:..... 8

What Five Things Did I Learn Today? 8

Reflection Question(s):..... 8

Discussion Reflection(s): 8

Activity: Nativity Candle 8

Alternate Activity: Building a Puppet Stage..... 8

Preparation for next week:..... 9

Coloring Sheet: Advent 1..... 10

Worksheet: Advent 1..... 11

Poster: Advent 1 - Hope 12

Story Board Items: Advent 1 - Hope 13

Scripture Reference: Isaiah 9:6-7 15

Alternate Scripture Reference: Malachi 3:1-6, 4:4-6, Luke 1:5-25 15

Activity Printable: Nativity Candle..... 17

Print the next page on transparency paper or cardstock and place into the glass candle holder, place the votive candle bottom. . 17

Take Home Sheet: Advent 1 19

Introduction:

The Student Sunday School curriculum is designed for an Anglican church mixed-age class catering to 1st to 8th-grade students. It consists of separate independent lessons that can be used over a one to two-year cycle, following the Anglican seasons and lectionary.

The lessons cover several topics including Creation, Old Testament Heroes, Bible Stories, and New Testament subjects associated with Anglican seasons such as Christmas, Epiphany, Lent, Easter, and the Parables of Jesus. Additionally, the curriculum covers Anglican basics such as the Saints, the Creeds, and the Sacraments, to provide students with a well-rounded understanding of tradition, scripture, and heritage.

While each lesson can be taught independently, some review may be necessary for students who did not attend the previous week. The Sunday School Lessons are aligned with the Anglican Seasons, including Advent, Christmas, Epiphany, Lent, Easter, Ascension, and Pentecost. Students will also learn to use and navigate the Bible and the Book of Common Prayer.

Scripture for Meditation:

³ By faith we understand that the ^[a]worlds were framed by the word of God so that the things which are seen were not made of things which are visible. — Hebrews 11:3 (NKJV)

“But ask the beasts, and they will teach you;
the birds of the heavens, and they will tell you;
or the bushes of the earth, and they will teach you;
and the fish of the sea will declare to you.
Who among all these does not know
that the hand of the Lord has done this?
In his hand is the life of every living thing
and the breath of all mankind. — Job 12:7-10 (ESV)

I have utilized the following books and sites if you are looking for additional information:

- The Scripture is the New King James Version unless otherwise specified.
- “Lives of the Saints” by Hugo Hoever
- “All Saints” by Robert Ellsberg
- 1928 Book of Common Prayer
- The One Volume Commentary by J.R. Dummelow

Step by Step Instructions on how to use the Children's Sunday School Lesson Program

Each Lesson has a thematic lesson that follows the liturgical year (Advent, Christmas, Epiphany, Lent, Easter, Pentecost, Ascension, and Trinity Sundays) – users are encouraged to follow the format but are not limited to using them in the outlined order. Within the lessons, the majority are standalone, and self-contained except for the Creation story, Saint Paul, Anglican Boot Camp, and the Christmas program. The lessons are divided into two parts. The first part is for the teacher which includes learning objectives, preparation, and supplies. The second is for the student and includes “Telling a Story”, discussion questions, and a craft activity. To enhance the lesson there are posters, felt board pictures, coloring and worksheets, and a take-home sheet.

Before Sunday

Step 1: Review the theme or study for the upcoming Sunday School Lesson.

Step 2: Review the list of materials required for the activity for the upcoming Sunday and ensure all materials are available. Some Sundays have alternative activities, choose which activity you wish to do.

- A well-stocked craft cabinet is a must for Student Sunday School. Including in every lesson you will find a list of items that are recommended to be on hand.
- Colored Markers, colored pencils, crayons, paint, paint brushes, glue (white) or glue stick, scissors, hole punch, tape, googly eyes, small beads, popsicle sticks (small and large), and glitter (these are general materials for each lesson). Additionally, I keep – cardstock, construction paper, foam sheets, felt squares, and yarn all in multiple colors. Reach out to your congregation – I have found that a lot of people do crafts and are more than willing to donate craft materials to Student Sunday School.

Step 3: Print copies of the following for the number of students you anticipate in the Sunday School class (Optional).

- Coloring Sheet (there may be more than one page)
- Additional Sheets such as scripture sheets and take-home sheets (if applicable).

Sunday Morning Preparation– Arrive Early (10-5 minutes)

Step 4: Set up a projector and laptop for video, or TV screen. If you do not have access to a projector or TV, print PowerPoint or print the poster for that day or Felt Board items (age dependent).

Step 5: Pull out and put together the items needed for the activity and place them on a table or side table.

Step 6: Place Coloring/Work Sheets, Scripture Sheets (if applicable), and Take-Home Sheets (if applicable) in a location you can easily access. I usually print extra coloring or worksheets to put in the narthex for those who choose not to attend Sunday School or for others to take home.

Sunday Morning Arrival

Step 7: Greet each student as they arrive.

Step 8: Update the Attendance board and add guests.

Step 9: Light a Candle (recommended) and say an opening prayer (recommended)

Dear God, we thank you for everyone gathered here today and ask that you surround us with your powerful, life-changing presence. Thank you for loving each of us and for calling us to walk with you. We come before you as we meet and declare our dependence on you. Be a lamp unto our feet and a light unto our path. Amen.

Step 9: Pledge of Allegiance (recommended)

Step 10: Lord's Prayer

Advent: Hope Week 1

TEACHER'S NOTES

Learning Objective:

- Jesus provides us with hope.
- The Messiah "Jesus" is foretold.
- Advent is a time of preparation.

Memory Verse:

Isaiah 9:6-7

⁶For unto us a child is born, unto us a son is given: and the government shall be upon his shoulder: and his name shall be called Wonderful, Counsellor, The mighty God, The everlasting Father, The Prince of Peace.

Scripture Reference: Isaiah 9:6-7

Alternate Scripture Reference: Malachi 3:1-6, 4:4-6, Luke: 1:5-25

Suggested Items

Advent Wreath with Four Advent Candles – 3 purple and one pink. *Light the first purple candle.*

Advent Prayer Week 1: *Dear God, we ask you to be with us as we prepare for Christmas. Please help us to enjoy this time of waiting. Please help us to care for others as you care for us. In Jesus' name, we pray. Amen*

Preparation for Teaching:

- PowerPoint presentation Name – Hope.
- Poster – Hope
- Storyboard (based on the age of the group) - Hope.
- Bible Reference (Full Bible verses and alternates available at the end of this document if NKJV are not available)
NKJV: Book Chapter Verse
- NKJV Study Bibles
- 1928 Book of Common Prayer

Craft Activity Items:

- Colored Markers, colored pencils, crayons, paint, paint brushes, glue (white) or glue stick, scissors, hole punch, tape, googly eyes, small beads, popsicle sticks (small and large), and glitter (these are general materials for each lesson).
- Primary Activity: Nativity Candle
 - Glass Jar – approximately 8 ½ inches tall, 3 ½ inches diameter (I purchased at Dollar Tree for \$1.25 each)
 - Cricket cut Nativity Scene (donated by parishioner) I will provide an image at the end of the document that can be reproduced and cut out by hand.
 - Small battery votive light.
 - Directions at the end of the document
- Alternate Activity: Christmas Play (this is a four-week project) *Week 1 Building a Puppet Stage*
 - Felt (black, purple, gold, white, red, green, yellow, brown) to make puppets.
 - PVC for stage (see layout at the end of the document)
 - Directions at the end of the document

Our Anglican Connection:

- Advent in the liturgical calendar is the time of preparation of our hearts and souls for the birth of our Savior Jesus Christ.

Objective:

The purpose of this section is to tell a story to the students. This can be done in one or more ways, but we have defined three options based on your unique teaching style and the age of the students. Some of the options will be better suited for different age groups or mixed age groups. For example: my students range from 9 years to 13 years (too old for a story/felt board) but still need visual aids. I will use PowerPoint and/or posters to tell a story. With PowerPoint, I can read or have the students read directly from the screen.

Teaching Plan:**Introduction: Telling a Story**

- Create a story of the lesson with each item bullet below,
 1. The Old Testament through the prophets 300 years before Jesus foretold the birth, life, and death of Jesus as the Messiah,
 2. Isaiah and Malachi were Old Testament Prophets,
 3. **Birth:**
Isaiah 7:14 prophesies that a virgin will give birth to a son named Immanuel. Micah 5:2 prophesies that Jesus will be born in Bethlehem.
 4. **Life:**
Isaiah 9:6 prophesies that Jesus will be a child with the government on his shoulders, and will be called Wonderful Counselor, Mighty God, Everlasting Father, and Prince of Peace.
 5. **Death:**
Psalm 22:16-18 contains many references to the crucifixion of Christ, including being pierced in the hands and feet, being mocked, and having his clothes divided.
 6. **Suffering:**
Isaiah 53 is a famous example of a messianic prophecy that was fulfilled by Jesus. It describes a "suffering servant" who suffers because of the sins of others.
 7. These prophecies provide the "Hope" of Jesus for our redemption.

Play PowerPoint and/or Show Poster: "Hope."

Show PowerPoint (read the outline or story on PowerPoint) or poster and discuss items on the poster.

- Use the following Symbols or Characters
 1. Advent Candle - Purple
 2. Advent Season
 3. Isaiah Prophecy
 4. Angel Gabriel visits Zechariah

Story Board (Felt Board): "Hope"

Add the items for today to the Story Board – talk about what each item represents.

- Use the following Symbols or Characters
 1. Advent Candle - Purple
 2. Advent Season
 3. Isaiah Prophecy
 4. Angel Gabriel visits Zechariah

Lesson Reflection:

Provide an opportunity for the students to say back to you what they understood about today's lesson. You can do this with one of the two options below. This is a great opportunity for you to see if they understood the material you presented.

What Five Things Did I Learn Today?

What Five Things Did I Learn Today?

Using a chalkboard or whiteboard write these down or have an older student who volunteers write them down.

Reflection Question(s):

Discussion Reflection(s): *use the discussion question that aligns with the direction you are emphasizing.

Question:

1. Advent 1 theme is Hope – how does this scripture from Isaiah give us hope? *Accept any answers that speak of a hopeful future, and hope in God/Jesus.*
2. What do these phrases mean; Wonderful, Counsellor, The Mighty God, The everlasting Father, The Prince of Peace? *All these titles are descriptions of who Jesus is as the Messiah.*
3. Why is the candle for Advent Purple? *Purple signifies prayer, penitence, and sacrifice.*

Discuss:

1. Isaiah who wrote this passage lived 800 years before Jesus was born – how would he know that a Messiah would be born with these characteristics? *Isaiah was a prophet and God spoke to him.*
2. There are two times in the Anglican liturgical year that we see purple on the altar and church vestments, the first is Advent, can anyone remember what the other season is? *Lent – which is the time before Easter that prepares us for Jesus' death and resurrection.*
3. What does Hope mean or signify to you? *Accept any answer.*

Activity: Nativity Candle**Before Class:**

1. Purchase the glass candle holder (1 per student)
2. Have the nativity cutout created or printed on cardstock so students can cut it out.

During Class:

1. Cut out the nativity picture provided.
2. Place the nativity picture on the inside of the glass holder.
3. If necessary, add a small piece of two-sided tape to hold in place.
4. Place the battery votive light in the bottom.



Alternate Activity: Building a Puppet Stage**Before Class:**

1. Acquire all the PVC materials and other materials for building the puppet stage (do not glue- so it can be taken apart)
 - a. 46-inch pieces – 2
 - b. 36-inch pieces – 3

- c. 23-inch pieces – 2
- d. 19-inch pieces – 2
- e. 12-inch pieces – 4
- f. 6-inch pieces – 4
- g. 1.5-inch pieces – 2
- h. Side out elbow – 4
- i. Tee – 8
- j. Cap – 4
- k. Piece of cloth to cover the bottom part of the puppet stage

During Class:

1. Have students use the diagrams provided to assemble the puppet stage.



Detailed instructions including pictures and cutouts are available at the back of the booklet or in a separate document.

Preparation for next week:

No preparation is required.

Coloring Sheet: Advent 1



For
to us
a child
is born
And he will
be called
Wonderful
Counselor
Mighty God
Everlasting Father
Prince of
PEACE
Isaiah 9:6

© JoDitt Designs | joditt.com

Worksheet: Advent 1



Name: _____


Isaiah 9:6

X K C R D R C O U N S E L O R E K
 G O V E R N M E N T A G F J G D B
 G N O H C R R B O R N R P C L S B
 J O U T C R E N M I Y G W I R R T
 P C D A R C E G N L B O H E I I H
 W W M F N V F I U U R C D G G Y G
 A T V I I O H R F L S L H N Z H I
 E M R G K S J Y D W U T O U L U L
 D P K V V Y P V S O Z Q M Q S G H
 R N S A V I O R H L R K V U H Q W
 T H S A B D E S L T L L S H I A R
 S A M T S I R H C S E E V A M P C
 A N H G T U V V Z Q J R L I Q O C
 D D G N I T S A L R E V E A A X V
 V E K E L H Z E C A E P T S R M O
 R L U F R E D N O W N K N I I O V
 B X C Y W Y T H G I M T M P D A N

World	Christmas	Light	Jesus
Bright	Shining	Savior	Isaiah
Peace	Prince	Wonderful	Father
God	Shoulders	Government	Given
Everlasting	Mighty	Counselor	Child
Born			

Advent 1







Scripture Reference: Isaiah 9:6-7

⁶ For unto us a Child is born,
Unto us a Son is given;
And the government will be upon His shoulder.
And His name will be called.
Wonderful, Counselor, Mighty God,
Everlasting Father, Prince of Peace.
⁷ Of the increase of *His* government and peace
There will be no end,
Upon the throne of David and over His kingdom,
To order it and establish it with judgment and justice
From that time forward, even forever.
The zeal of the Lord of hosts will perform this.

Alternate Scripture Reference: Malachi 3:1-6, 4:4-6, Luke 1:5-25

Malachi 3:1-6

³ "Behold, I send My messenger,
And he will prepare the way before Me.
And the Lord, whom you seek,
Will suddenly come to His temple,
Even the Messenger of the covenant,
In whom you delight.
Behold, He is coming,"
Says the Lord of hosts.

² "But who can endure the day of His coming?
And who can stand when He appears?
For He *is* like a refiner's fire
And like launderers' soap.

³ He will sit as a refiner and a purifier of silver;
He will purify the sons of Levi,
And ^[a]purge them as gold and silver,
That they may offer to the Lord
An offering in righteousness.

⁴ "Then the offering of Judah and Jerusalem
Will be ^[b]pleasant to the Lord,
As in the days of old,
As in former years.

⁵ And I will come near you for judgment;
I will be a swift witness
Against sorcerers,
Against adulterers,
Against perjurers,
Against those who exploit wage earners and widows and orphans,
And against those who turn away an alien—

St. Patrick's Anglican Church
Because they do not fear Me,"
Says the Lord of hosts.

Student Sunday School

⁶ "For I *am* the Lord, I do not change;
Therefore you are not consumed, O sons of Jacob.

⁴ "Remember the Law of Moses, My servant,
Which I commanded him in Horeb for all Israel,
With the statutes and judgments.

⁵ Behold, I will send you Elijah the prophet
Before the coming of the great and dreadful day of the Lord.

⁶ And he will turn
The hearts of the fathers to the children,
And the hearts of the children to their fathers,
Lest I come and strike the earth with a curse."

Luke 1:5-25

⁵ There was in the days of Herod, the king of Judea, a certain priest named Zacharias, of the division of Abijah. His wife *was* of the daughters of Aaron, and her name *was* Elizabeth. ⁶ And they were both righteous before God, walking in all the commandments and ordinances of the Lord blameless. ⁷ But they had no child, because Elizabeth was barren, and they were both well advanced in years.

⁸ So it was, that while he was serving as priest before God in the order of his division, ⁹ according to the custom of the priesthood, ^[a] his lot fell to burn incense when he went into the temple of the Lord. ¹⁰ And the whole multitude of the people was praying outside at the hour of incense. ¹¹ Then an angel of the Lord appeared to him, standing on the right side of the altar of incense. ¹² And when Zacharias saw *him*, he was troubled, and fear fell upon him.

¹³ But the angel said to him, "Do not be afraid, Zacharias, for your prayer is heard; and your wife Elizabeth will bear you a son, and you shall call his name John. ¹⁴ And you will have joy and gladness, and many will rejoice at his birth. ¹⁵ For he will be great in the sight of the Lord, and shall drink neither wine nor strong drink. He will also be filled with the Holy Spirit, even from his mother's womb. ¹⁶ And he will turn many of the children of Israel to the Lord their God. ¹⁷ He will also go before Him in the spirit and power of Elijah, 'to turn the hearts of the fathers to the children,' and the disobedient to the wisdom of the just, to make ready a people prepared for the Lord."

¹⁸ And Zacharias said to the angel, "How shall I know this? For I am an old man, and my wife is well advanced in years."

¹⁹ And the angel answered and said to him, "I am Gabriel, who stands in the presence of God, and was sent to speak to you and bring you ^[b] these glad tidings. ²⁰ But behold, you will be mute and not able to speak until the day these things take place, because you did not believe my words which will be fulfilled in their own time."

²¹ And the people waited for Zacharias, and marveled that he lingered so long in the temple. ²² But when he came out, he could not speak to them; and they perceived that he had seen a vision in the temple, for he beckoned to them and remained speechless.



²³ So it was, as soon as the days of his service were completed, that he departed to his own house. ²⁴ Now after those days his wife Elizabeth conceived; and she hid herself for five months, saying, ²⁵ "Thus the Lord has dealt with me, in the days when He looked on *me*, to take away my reproach among people."

Activity Printable: Nativity Candle


Print the next page on transparency paper or cardstock and outside the glass candle holder (use tape to secure), place the votive candle bottom.







1. Advent 1 theme is Hope – how does this scripture from Isaiah give us hope? What do these phrases mean; Wonderful, Counsellor, The Mighty God, The everlasting Father, The Prince of Peace? Why is the candle for Advent Purple?



1. Advent 1 theme is Hope – how does this scripture from Isaiah give us hope? Accept any answers that speak of a hopeful future, and hope in God/Jesus.
2. What do these phrases mean; Wonderful, Counsellor, The Mighty God, The everlasting Father, The Prince of Peace? All these titles are descriptions of who Jesus is as the Messiah. Why is the candle for Advent Purple? Purple signifies prayer, penitence, and sacrifice.
3. Why is the candle for Advent Purple? Purple