


St. Patrick's Anglican Church Sunday School

Teacher's Guide



Old Testament

David and Goliath

Creation of the Material is a Team Effort if you have questions, please get in touch with us at:

sundayschool.stpatrickspsj@gmail.com

Sunday School Team: Fr. Mike Kerouac (spiritual advisor), Linda Simmen (writer/teacher), Carolyn Kerouac (editor/teacher), Paula Allen (teacher), Abby Valko (art/helper), Emmy Santiago (art/helper), and Brenda Heyward (crafts /art). *Your support and help are indispensable.

Special Thank you to everyone who has provided encouragement, prayers, and supplies. There would be no Sunday School without you as you provide the base for everything we do.

Contents

Introduction:	4
Step by Step Instructions on how to use the Children's Sunday School Lesson Program	5
Old Testament: David and Goliath	6
TEACHER'S NOTES	6
Learning Objective:	6
Memory Verse: 2 Samuel 22:31-33	6
Scripture Reference: 1 Samuel 17	6
Suggested Items	6
Preparation for Teaching:	6
Craft Activity Items:	6
Our Anglican Connection:	7
Objective:	7
Teaching Plan:	7
Introduction: Telling a Story	7
Play PowerPoint or Show Poster: "David and Goliath"	8
Story Board (Felt Board): "David and Goliath"	8
Lesson Reflection:	8
What Five Things Did I Learn Today?	8
Reflection Question(s):	8
Discussion Reflection(s):	8
Lesson:	8
Activity: Creating a King David Mobile (God Looks at our Heart)	9
Alternate Activity: David and Goliath Game	10
Preparation for next week:	10
Coloring Sheet: David and Goliath	11
Worksheet: David and Goliath	12
Poster: David and Goliath	13
Story Board Items: David and Goliath	14
Scripture: David and Goliath	17
Resource:	19
Take Home Sheet: David and Goliath	20

Introduction:

The Student Sunday School curriculum is designed for an Anglican church mixed-age class catering to 1st to 8th-grade students. It consists of separate independent lessons that can be used over a one to two-year cycle, following the Anglican seasons and lectionary.

The lessons cover several topics including Creation, Old Testament Heroes, Bible Stories, and New Testament subjects associated with Anglican seasons such as Christmas, Epiphany, Lent, and Easter, as well as the Parables of Jesus. Additionally, the curriculum covers Anglican basics such as the Saints, the Creeds, and the Sacraments, to provide students with a well-rounded understanding of tradition, scripture, and heritage.

While each lesson can be taught independently, some review may be necessary for students who did not attend the previous week. The Sunday School Lessons are aligned with the Anglican Seasons, including Advent, Christmas, Epiphany, Lent, Easter, Ascension, and Pentecost. Students will also learn how to use and navigate the Bible and the Book of Common Prayer.

Scripture for Meditation:

³ By faith we understand that the ^[a]worlds were framed by the word of God so that the things which are seen were not made of things which are visible. — Hebrews 11:3 (NKJV)

“But ask the beasts, and they will teach you;
the birds of the heavens, and they will tell you;
or the bushes of the earth, and they will teach you;
and the fish of the sea will declare to you.
Who among all these does not know
that the hand of the Lord has done this?
In his hand is the life of every living thing
and the breath of all mankind. — Job 12:7-10 (ESV)

I have utilized the following books and sites if you are looking for additional information:

- Scripture is the New King James Version unless otherwise specified.
- “Lives of the Saints” by Hugo Hoever
- “All Saints” by Robert Ellsberg
- 1928 Book of Common Prayer
- The One Volume Commentary by J.R. Dummelow

Step by Step Instructions on how to use the Children's Sunday School Lesson Program

Each Lesson has a thematic lesson that follows the liturgical year (Advent, Christmas, Epiphany, Lent, Easter, Pentecost, Ascension, and Trinity Sundays) – users are encouraged to follow the format but are not limited to using them in the outlined order. Within the lessons, the majority are standalone, and self-contained except for the Creation story, Saint Paul, Anglican Boot Camp, and the Christmas program. The lessons are divided into two parts. The first part is for the teacher which includes learning objectives, preparation, and supplies. The second is for the student and includes “Telling a Story”, discussion questions, and a craft activity. To enhance the lesson there are posters, felt board pictures, coloring and worksheets, and a take-home sheet.

Before Sunday

Step 1: Review the theme or study for the upcoming Sunday School Lesson.

Step 2: Review the list of materials required for the activity for the upcoming Sunday and ensure all materials are available. Some Sundays have alternative activities, choose which activity you wish to do.

- A well-stocked craft cabinet is a must for Student Sunday School. Including in every lesson you will find a list of items that are recommended to be on hand.
- Colored Markers, colored pencils, crayons, paint, paint brushes, glue (white) or glue stick, scissors, hole punch, tape, googly eyes, small beads, popsicle sticks (small and large), and glitter (these are general materials for each lesson). Additionally, I keep – cardstock, construction paper, foam sheets, felt squares, and yarn all in multiple colors. Reach out to your congregation – I have found that a lot of people do crafts and are more than willing to donate craft materials to Student Sunday School.

Step 3: Print copies of the following for the number of students you anticipate in the Sunday School class (Optional).

- Coloring Sheet (there may be more than one page)
- Additional Sheets such as scripture sheets and take-home sheets (if applicable).

Sunday Morning Preparation– Arrive Early (10-5 minutes)

Step 4: Set up a projector and laptop for video, or TV screen. If you do not have access to a projector or TV, print PowerPoint or print the poster for that day or Felt Board items (age dependent).

Step 5: Pull out and put together the items needed for the activity and place them on a table or side table.

Step 6: Place Coloring/Work Sheets, Scripture Sheets (if applicable), and Take-Home Sheets (if applicable) in a location you can easily access. I usually print extra coloring or worksheets to put in the narthex for those who choose not to attend Sunday School or for others to take home.

Sunday Morning Arrival

Step 7: Greet each student as they arrive.

Step 8: Update the Attendance board and add guests.

Step 9: Light a Candle (recommended) and say an opening prayer (recommended)

Dear God, we thank you for everyone gathered here today and ask that you surround us with your powerful, life-changing presence. Thank you for loving each of us and for calling us to walk with you. We come before you as we meet and declare our dependence on you. Be a lamp unto our feet and a light unto our path. Amen.

Step 9: Pledge of Allegiance (recommended)

Step 10: Lord's Prayer

Old Testament: David and Goliath

TEACHER'S NOTES

Learning Objective:

- "God sees our hearts and is looking for servants who are faithful and trust in God's plan for their lives."

Memory Verse: 2 Samuel 22:31-33

³¹ *As for God, His way is perfect;*

The word of the Lord is proven;

He is a shield to all who trust in Him.

³² *"For who is God, except the Lord?*

And who is a rock, except our God?

³³ ^[a] *God is my strength and power,*

And He makes ^[b]my way perfect.

Scripture Reference: 1 Samuel 17

See the end of the lesson for the entire chapter

Suggested Items

Preparation for Teaching:

- PowerPoint presentation Name – King David.
- Poster – David
- Storyboard (based on the age of the group) - David
- Bible Reference (Full Bible verses and alternates available at end of this document if NKJV are not available)
NKJV: Book Chapter Verse
- NKJV Study Bibles
- 1928 Book of Common Prayer

Craft Activity Items:

- Colored Markers, colored pencils, crayons, paint, paint brushes, glue (white) or glue stick, scissors, hole punch, tape, googly eyes, small beads, popsicle sticks (small and large), and glitter (these are general materials for each lesson).
- Primary Activity - Creating a King David Mobile
 - 4 small sturdy Paper plates or poster board cut into 4 equal sizes of 8x8 or 6x6.
 - Cotton balls
 - Leather string, rope, shoelace, or rubber band, a braided string to create slingshot.
 - Small smooth stone for stone
 - Yellow or Gold construction paper, or foam paper to create crown.
 - Items to attach to crown: beads, fancy trim, gemstones.
- Alternate Activity – David and Goliath Game
 - Masking Tape or Painters Tape (must be removable)
 - 1 larger rock and 5 smaller rocks

Our Anglican Connection:

- King David's story in the Old Testament is about a man who made his relationship with God the center of his life, even though he was not a perfect person. The lineage of Jesus traces directly back to David. David was the author of many of the Psalms in the Book of Psalms.

Objective:

The purpose of this section is to tell a story to the students. This can be done in one or more ways, but we have defined three options based on your unique teaching style and the age of the students. Some of the options will be better suited for different age groups or mixed age groups. For example: my students range from 9 years to 13 years (too old for a story/felt board) but still need visual aids. I will use PowerPoint and/or posters to tell a story. With PowerPoint, I can read or have the students read directly from the screen.

Teaching Plan:**Introduction: Telling a Story**

- The story of King David comes from the books of 1 Samuel and 2 Samuel in the Old Testament. The key information of David is:
 1. he trusted God,
 2. he loved his family,
 3. he believed God had a plan for him,
 4. When he strayed, he took counsel from Nathan and repented.
- Create a story of the lesson with each item bulleted below,
 1. **During this time in the history of the Israelites they were at war with the Philistines because they had taken the land of the Israelites and forced them into slavery,**
 2. Saul and his soldiers were in camp waiting to fight the Philistines when a champion came out of the camp of the Philistines who was a giant and dressed in full armor, his name was Goliath,
 3. He shouted to the Israelite army "Why are you lining up here to do battle? Send out your best champion and if he can fight with me and kill me, the Philistines will be your slaves, but if I can fight him and kill him, then the Israelites will be our slaves. "
 4. When Saul and his soldiers heard the words of Goliath, they were very shocked and afraid,
 5. Goliath presented himself before Saul and his army for forty days and forty nights taunting them to send a champion,
 6. David, who was a shepherd, was the son of Jesse who had eight sons, and three of the oldest sons served in Saul's army.
 7. Jesse asked David to take his brothers some grain, bread, and cheese.
 8. So, David left his sheep and took food to the camp of Saul where his brothers were.
 9. David greeted his brothers, but the giant Goliath came out and taunted the Israelites, and everyone ran in fear,
 10. Then David said to Saul, "Let no man's heart fail because of him; your servant will go and fight with this Philistine." But Saul said to David you are a young sheep herder and not a man of war and he is a man of war from his very young days.
 11. David answered him that when I am a shepherd and a lion or bear attacks my flock, protect them and kill the lion or bear and snatch the lambs from their mouths. The Lord will be with me.
 12. Saul said, "Go, and the Lord be with you!"
 13. Saul outfitted David with the best armor and sword, but when David put it on it was too heavy and uncomfortable and he removed it.

14. Then David went out to face Goliath with a slingshot and some smooth stones. David said to Goliath," You come to me with a sword, with a spear, and with a javelin. But I come to you in the name of the Lord of hosts, the God of the armies of Israel, whom you have defied.
15. The giant Goliath approached David with his sword and spear and David took a smooth stone placed it in his slingshot hurled towards Goliath and struck directly in the forehead between his eyes and killed him.
16. When the Philistine army saw that Goliath was dead, they started to run and the Israelites chased after them.

Play PowerPoint or Show Poster: "David and Goliath"

Show PowerPoint (read the outline or story on PowerPoint) or poster and discuss items on the poster.

- Use the following Symbols or Characters
 1. David the Shepherd
 2. David fitted in the armor
 3. Saul
 4. David faces Goliath
 5. David kills Goliath

Story Board (Felt Board): "David and Goliath"

Add the items for today to the Story Board – talk about what each item represents.

- Use the following Symbols or Characters
 1. David the Shepherd
 2. David fitted in the armor
 3. Saul
 4. David faces Goliath
 5. David kills Goliath

Lesson Reflection:

Provide an opportunity for the students to say back to you what they understood about today's lesson. You can do this by one of the two options below. This is a great opportunity for you to see if they understood the material you presented.

What Five Things Did I Learn Today?

What Five Things Did I Learn Today?

Using a chalkboard or whiteboard write these down or have an older student who volunteers write them down.

Reflection Question(s):

Discussion Reflection(s): *use the discussion question that aligns with the direction you are emphasizing.

Lesson:

Question:

1. David is known to have written many of the Psalms in the Old Testament, look up Psalm 144 in the Book of Common Prayer (pg. 519) and see if you can tell me if this was written by David? Answer: *Yes – as it mentions David in verse 10.* FYI: 73 of the 150 Psalms are attributed to David, 8 of the Psalms were written by Solomon (David's son), Asaph (12 Psalms), Korah (11 Psalms), Heman (1 Psalm), Moses (1 Psalm), Ethan (1 Psalm), and Unknown writer (43 Psalms).

2. Being a shepherd in biblical times was one of the lowest professions, because the shepherd spent hours and days caring for the sheep, and it required little or no training. Where else in the Bible did shepherds play a key role? Answer: During Jesus' birth it was the shepherds that the angel told to come and worship the new King.
3. Mary and Joseph had to travel to what city, where Jesus was born? Answer: Bethlehem
FYI: They had to travel to Bethlehem because they were of the lineage (they were direct descendants) of King David.

Discuss:

1. David was a shepherd who trusted God would protect him and that God had a plan for his life. Does God have a plan for our lives, and if so, how do we know that?

Activity: Creating a King David Mobile (God Looks at our Heart)

Before Class:

1. None

During Class:

1. Each person gets 4 paper plates
2. Add Captions to each plate.
 - a. From a Shepherd
 - b. ...to Giant Slayer
 - c. ...to a King!
 - d. David had a heart for God and trusted him for everything.
3. Plate 1 – create the Sheep on the plate.
 - a. Glue on plate
 - b. Add cotton balls.
 - c. Draw grass or add easter grass to the bottom of the plate.
 - d. Add eyes and legs.
4. Plate 2 – create a slingshot with a rock and sword.
 - a. Tape rock, slingshot, and sword to plate.
5. Plate 3 – create a crown.
 - a. Glue the crown and add jewels, gold trim, and glitter.
6. Plate 4 – paint heart
7. Hole punch the 4 plates and use string, ribbon, and pipe cleaners to make a mobile.

Detailed instructions including pictures and cutouts are available at the back of the booklet or in a separate document.

Alternate Activity: David and Goliath Game

Before Class:

1. Create a square on the floor with removable masking tape or painter's tape (approx. 2 foot square) Place a small x in the center of the square with tape.




During Class:

1. Place the Goliath stone on the X in the center of the square
2. Have the children sit at the edge of the square and TAKE TURNS SLIDING their David rocks (or marbles) to knock Goliath out of the square.
 - a. don't let everyone slide their rocks at one time or someone will end up getting hurt
 - b. make sure you show the children how to slide their rocks (not throw them) before you get started)
 - c. test the surface of the floor yourself to see how difficult it is to slide the rocks (some surfaces are easier than others) and adjust the size of the square accordingly (smaller squares for harder-to-slide surfaces)
 - d. an adult with some coordination should be able to knock Goliath out with 5 stones
3. Alternately, let one child try to knock Goliath out and count how many tries it takes him/her before letting the next child have a turn
 - a. I find older children prefer this version especially if you get them all counting together
 - b. but preschoolers get too impatient waiting for their turn and "feel bad" (frustrated) if they aren't knocking Goliath out as quickly as their peers.
4. Don't forget to take your tape off the floor at the end of the game -- if you leave it on too long (days), it becomes difficult to remove.



Preparation for next week:

No preparation is required.



God Chooses a King

But the LORD said to Samuel, "Do not consider his appearance or his height, for I have rejected him. The LORD does not look at the things people look at. People look at the outward appearance, but the LORD looks at the heart." 1 Samuel 16:7

Each number represents a letter of the alphabet. Substitute the correct letter for the numbers to reveal the coded words.





Ó	W	A	T	Í	R	E	O	É	N	M	L	C	G	P	À
1	2	3	4	5	6	7	8	9	10	11	12	13	14	15	16
Z	Ñ	V	J	D	S	U	B	H	F	Q	X	Ú	Y	K	I
17	18	19	20	21	22	23	24	25	26	27	28	29	30	31	32

- 22-3-11-23-7-12 _____
- 20-7-22-22-7 _____
- 21-3-19-32-21 _____
- 25-7-3-6-4 _____
- 22-25-7-15-25-7-6-21 _____
- 3-10-8-32-10-4 _____
- 31-32-10-14 _____
- 32-22-6-3-7-12 _____

ISRAEL	KING	JESSE	HEART
SAMUEL	DAVID	SHEPHERD	ANOINT

David and Goliath



Story Board Items: David and Goliath







Scripture: David and Goliath**1 Samuel 17**

17 Now the Philistines gathered their armies together to battle, and were gathered at Sochoh, which *belongs* to Judah; they encamped between Sochoh and Azekah, in Ephes Dammim. ² And Saul and the men of Israel were gathered together, and they encamped in the Valley of Elah, and drew up in battle array against the Philistines. ³ The Philistines stood on a mountain on one side, and Israel stood on a mountain on the other side, with a valley between them.

⁴ And a champion went out from the camp of the Philistines, named Goliath, from Gath, whose height *was* six cubits and a span. ⁵ *He had* a bronze helmet on his head, and he *was* ^[a]armed with a coat of mail, and the weight of the coat *was* five thousand shekels of bronze. ⁶ And *he had* bronze armor on his legs and a bronze javelin between his shoulders. ⁷ Now the staff of his spear *was* like a weaver's beam, and his iron spearhead *weighed* six hundred shekels; and a shield-bearer went before him. ⁸ Then he stood and cried out to the armies of Israel, and said to them, "Why have you come out to line up for battle? *Am* I not a Philistine, and you the servants of Saul? Choose a man for yourselves, and let him come down to me. ⁹ If he is able to fight with me and kill me, then we will be your servants. But if I prevail against him and kill him, then you shall be our servants and serve us." ¹⁰ And the Philistine said, "I defy the armies of Israel this day; give me a man, that we may fight together." ¹¹ When Saul and all Israel heard these words of the Philistine, they were dismayed and greatly afraid.

¹² Now David *was* the son of that Ephrathite of Bethlehem Judah, whose name *was* Jesse, and who had eight sons. And the man was old, advanced *in years*, in the days of Saul. ¹³ The three oldest sons of Jesse had gone to follow Saul to the battle. The names of his three sons who went to the battle *were* Eliab the firstborn, next to him Abinadab, and the third Shammah. ¹⁴ David *was* the youngest. And the three oldest followed Saul. ¹⁵ But David occasionally went and returned from Saul to feed his father's sheep at Bethlehem.

¹⁶ And the Philistine drew near and presented himself forty days, morning and evening.

¹⁷ Then Jesse said to his son David, "Take now for your brothers an ephah of this dried *grain* and these ten loaves, and run to your brothers at the camp. ¹⁸ And carry these ten cheeses to the captain of *their* thousand, and see how your brothers fare, and bring back news of them." ¹⁹ Now Saul and they and all the men of Israel *were* in the Valley of Elah, fighting with the Philistines.

²⁰ So David rose early in the morning, left the sheep with a keeper, and took *the things* and went as Jesse had commanded him. And he came to the camp as the army was going out to the fight and shouting for the battle. ²¹ For Israel and the Philistines had drawn up in battle array, army against army. ²² And David left his supplies in the hand of the supply keeper, ran to the army, and came and greeted his brothers. ²³ Then as he talked with them, there was the champion, the Philistine of Gath, Goliath by name, coming up from the armies of the Philistines; and he spoke according to the same words. So David heard *them*. ²⁴ And all the men of Israel, when they saw the man, fled from him and were dreadfully afraid. ²⁵ So the men of Israel said, "Have you seen this man who has come up? Surely he has come up to defy Israel; and it shall be *that* the man who kills him the king will enrich with great riches, will give him his daughter, and give his father's house exemption *from taxes* in Israel."

²⁶ Then David spoke to the men who stood by him, saying, "What shall be done for the man who kills this Philistine and takes away the reproach from Israel? For who *is* this uncircumcised Philistine, that he should defy the armies of the living God?"

²⁷ And the people answered him in this manner, saying, "So shall it be done for the man who kills him."

²⁸ Now Eliab his oldest brother heard when he spoke to the men; and Eliab's anger was aroused against David, and he said, "Why did you come down here? And with whom have you left those few sheep in the wilderness? I know your pride and the insolence of your heart, for you have come down to see the battle."

²⁹ And David said, "What have I done now? *Is [b] there* not a cause?" ³⁰ Then he turned from him toward another and said the same thing; and these people answered him as the first ones *did*.

³¹ Now when the words which David spoke were heard, they reported *them* to Saul; and he sent for him. ³² Then David said to Saul, "Let no man's heart fail because of him; your servant will go and fight with this Philistine."

³³ And Saul said to David, "You are not able to go against this Philistine to fight with him; for you *are* a youth, and he a man of war from his youth."

³⁴ But David said to Saul, "Your servant used to keep his father's sheep, and when a lion or a bear came and took a lamb out of the flock, ³⁵ I went out after it and struck it, and delivered *the lamb* from its mouth; and when it arose against me, I caught *it* by its beard, and struck and killed it. ³⁶ Your servant has killed both lion and bear; and this uncircumcised Philistine will be like one of them, seeing he has defied the armies of the living God." ³⁷ Moreover David said, "The Lord, who delivered me from the paw of the lion and from the paw of the bear, He will deliver me from the hand of this Philistine."

And Saul said to David, "Go, and the Lord be with you!"

³⁸ So Saul clothed David with his [b]armor, and he put a bronze helmet on his head; he also clothed him with a coat of mail. ³⁹ David fastened his sword to his armor and tried to walk, for he had not tested *them*. And David said to Saul, "I cannot walk with these, for I have not tested *them*." So David took them off.

⁴⁰ Then he took his staff in his hand; and he chose for himself five smooth stones from the brook, and put them in a shepherd's bag, in a pouch which he had, and his sling was in his hand. And he drew near to the Philistine. ⁴¹ So the Philistine came, and began drawing near to David, and the man who bore the shield *went* before him. ⁴² And when the Philistine looked about and saw David, he disdained [d] him; for he was *only* a youth, ruddy and good-looking. ⁴³ So the Philistine said to David, "Am I a dog, that you come to me with sticks?" And the Philistine cursed David by his gods. ⁴⁴ And the Philistine said to David, "Come to me, and I will give your flesh to the birds of the air and the beasts of the field!"

⁴⁵ Then David said to the Philistine, "You come to me with a sword, with a spear, and with a javelin. But I come to you in the name of the Lord of hosts, the God of the armies of Israel, whom you have defied. ⁴⁶ This day the Lord will deliver you into my hand, and I will strike you and take your head from you. And this day I will give the carcasses of the camp of the Philistines to the birds of the air and the wild beasts of the earth, that all the earth may know that there is a God in Israel. ⁴⁷ Then all this assembly shall know that the Lord does not save with sword and spear; for the battle *is* the Lord's, and He will give you into our hands."

⁴⁸ So it was, when the Philistine arose and came and drew near to meet David, that David hurried and ran toward the army to meet the Philistine. ⁴⁹ Then David put his hand in his bag and took out a stone; and he slung *it* and struck the Philistine in his forehead, so that the stone sank into his forehead, and he fell on his face to the earth. ⁵⁰ So David prevailed over the Philistine with a sling and a stone, and struck the Philistine and killed him. But *there was* no sword in the hand of David. ⁵¹ Therefore David ran and stood over the Philistine, took his sword and drew it out of its sheath and killed him, and cut off his head with it.

And when the Philistines saw that their champion was dead, they fled. ⁵² Now the men of Israel and Judah arose and shouted, and pursued the Philistines as far as the entrance of [b]the valley and to the gates of Ekron. And the wounded of the Philistines fell along the road to Shaaraim, even as far as Gath and Ekron. ⁵³ Then the children of Israel returned from chasing the Philistines, and they plundered their tents. ⁵⁴ And David took the head of the Philistine and brought it to Jerusalem, but he put his armor in his tent.

⁵⁵ When Saul saw David going out against the Philistine, he said to Abner, the commander of the army, "Abner, whose son *is* this youth?"

And Abner said, "As your soul lives, O king, I do not know."

⁵⁶ So the king said, "Inquire whose son this young man *is*."

⁵⁷ Then, as David returned from the slaughter of the Philistine, Abner took him and brought him before Saul with the head of the Philistine in his hand. ⁵⁸ And Saul said to him, "Whose son *are* you, young man?" So David answered, "*I am* the son of your servant Jesse the Bethlehemite."

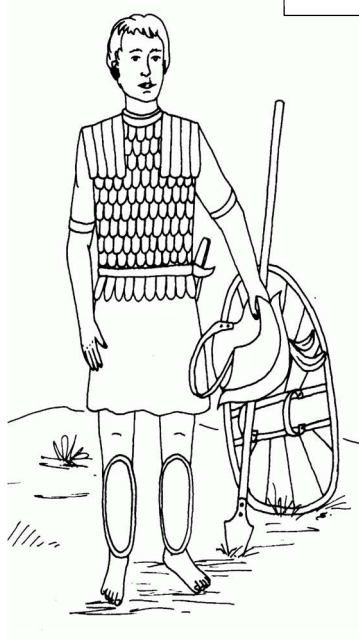
Resource:

Coloring Sheet: <https://www.bestcoloringpagesforkids.com/david-and-goliath-coloring-pages.html>

<https://www.youtube.com/watch?app=desktop&v=FGJJg85M3W4>

<https://www.dltk-bible.com/crafts/mbagofstones.htm>

David and Goliath



1. What is the name of the king, who sent David to fight Goliath?
2. What did David do before he fought Goliath?
3. What did David use to fight Goliath?



1. What is the name of the king, who sent David to fight Goliath?
2. What did David do before he fought Goliath? He was a shepherd.
3. What did David use to fight Goliath? A slingshot and rock.