


St. Patrick's Anglican Church Sunday School

Teacher's Guide



Lent

Faith of the Canaanite Woman

St. Patrick's Anglican Church

Children's/Teen Sunday School

Created by Linda Simmen: sundayschool.stpatrickspsj@gmail.com

Editor: Carolyn Kerouac

Sunday School Team: Fr. Mike, Carolyn, Heidi, Paula, and Brenda. *Your support and help are indispensable.

Special Thank you to everyone who has provided encouragement, prayers, and supplies. There would be no Sunday School without you as you provide the base for everything we do.

Contents

Introduction:	4
Step by Step Instructions on how to use the Children's Sunday School Lesson Program	5
Prior to Sunday	5
Sunday Morning Preparation– Arrive Early (5-10 minutes)	5
Sunday Morning Arrival	5
Lent: Faith of the Canaanite Woman	6
Items Needed:	6
Preparation for Teaching	6
Scripture or Video or PowerPoint Reference	6
Prep for next week : Only used if you have back-to-back lessons.	6
Teaching Plan:	6
Introduction:	6
Play PowerPoint: Faith of the Canaanite Woman	7
Activity:	7
Step-by-step tutorial	7
Preparation for next week:	8
Coloring Sheet: Jesus and the Canaanite Woman	9
Worksheet: Jesus and the Canaanite woman	10
Activity Printable:	10
Scripture: Matthew 15: 21-28	11
Other Scripture: Mark 7:24-30	11
Reference:	11

Introduction:

This Sunday School curriculum is a model for an Anglican church mixed age Sunday School. It is setup as separate lessons with a three-year curriculum so that it can easily follow the Anglican lectionary. I have purposefully started with Old Testament subjects (Creation, Old Testament Heroes, and Stories) and ended with New Testament subjects such as Lent, Easter, and Parables so that young students and finally I have touched on Anglican basics such as Anglican Rosary, Creeds, Sacraments, and Prayer Book. The goal is that students will gain a more rounded understanding of our tradition, scripture, and heritage.

All the lessons can be taught independently but may require some review for those who did not attend the previous week. The Sunday School Lessons will follow the Anglican Seasons as much as possible including Advent, Christmas, Epiphany, Lent, Easter, Ascension, and Pentecost. In addition, the basics of using the Bible, Book of Common Prayer, and the lives of s will be studied, along with Old and New Testament Heroes whenever possible. My philosophy for children's Sunday school is to provide interesting subject matter that children and young adult can build on and activities that provide important life lessons, incorporating video, audio, and written material.

Scripture for Meditation:

By faith we understand that the universe was formed at God's command, so that what is seen was not made out of what was visible. —[Hebrews 11:3 \(NIV\)](#)

"But ask the beasts, and they will teach you;
the birds of the heavens, and they will tell you;
or the bushes of the earth, and they will teach you;
and the fish of the sea will declare to you.
Who among all these does not know
that the hand of the Lord has done this?
In his hand is the life of every living thing
and the breath of all mankind. — [Job 12:7-10 \(ESV\)](#)

I have utilized the following books and sites if you are looking for additional information:

- [Scripture is the New King James version](#) unless otherwise specified.
- Lives of the s by Hugo Hoever
- All s by Robert Ellsberg
- 1928 Book of Common Prayer

Step by Step Instructions on how to use the Children's Sunday School Lesson Program

Each Lesson has a thematic lesson which follows the liturgical year (Advent, Christmas, Epiphany, Lent, Easter, Pentecost, Ascension, and Trinity Sundays) – users are encouraged to follow the format but are not limited to using them in the outlined order. Each of the lessons except for the Creation Lesson (Year One) can be used as a standalone lesson.

Prior to Sunday

Step 1: Review the theme or study for the upcoming Sunday School Lesson.

Step 2: Review list of materials required for the activity for the upcoming Sunday and ensure all materials are available. Some Sundays have alternative activities, choose which activity you wish to do.

Step 3: Print copies of the following for the number of students you anticipate in the Sunday School class (Optional).

- Coloring Sheet (there may be more than one page)
- Additional Sheets such as scripture sheets and take-home sheets if applicable.

Sunday Morning Preparation– Arrive Early (5-10 minutes)

Step 4: Setup up projector and laptop for video, or tv screen. If you do not have access to a projector or tv, print the PowerPoint. There is a script provided for the PowerPoint that can be read.

Step 5: Pull out and put together the items needed for the activity and place them on a table or side table.

Step 6: Place Coloring/Work Sheets, Scripture Sheets (if applicable), and Take-Home Sheet (if applicable) in a location you can easily access. I usually print extra coloring or worksheets to put in narthex for those who choose not to attend Sunday School or for others to take home.

Sunday Morning Arrival

Step 7: Greet each student as they arrive.

Step 8: Update Attendance board and add guests.

Step 9: Do the Pledge of Allegiance followed by the Lord's Prayer (optional).

Lent: Faith of the Canaanite Woman



Learning Objective:

“When we have been tempted God will send angels to take care of us, and maybe a Canaanite woman’s faith. ”

Items Needed:

- Colored Markers, colored pencils, paint, glue (white), scissors (general materials for each lesson), hole punch, tape, glitter.
- Plastic Canvas
- Yarn
- Plastic Canvas needles
- Cross or Tassel (Optional)

Preparation for Teaching

Scripture or Video or PowerPoint Reference

- Use PowerPoint presentation – **Faith of the Canaanite Woman**
- Where is the lesson found in the Bible: **Matthew 15:21-28 and Mark 7:24-30.**

Prep for next week : Only used if you have back-to-back lessons.

- None

Teaching Plan:

Introduction:

- Jesus is traveling to the coast of Tyre,
 - He has just given the Pharisees a chewing out because they are hypocrites as they have paid too much priority on unwashed hands instead of unwashed hearts,
 - A Canaanite woman cries out to Jesus as the Son of David (she knows he is the Messiah),
 - To have mercy on her and heal her daughter from being possessed,
 - Jesus ignores her and the disciples try to send her away,
 - Jesus then says to the disciples and woman that he was sent to the lost sheep of Israel (Jews) ,
 - The woman came to him and worshipped him and said Lord, help me,
 - He says to her it is not right to take the children’s bread (Jewish inheritance) and give it to the dogs (gentiles),
 - She responds by saying that the dogs (gentiles) even eat of the crumbs that fall from the master (God) table.
 - Jesus says woman has great faith, and heals her daughter.

Play PowerPoint: Faith of the Canaanite Woman

Lesson:

Question:

1. Who are the Canaanites? Answer: Interesting things to know about the Canaanites: 1. They are descended from Noah's grandson Canaan. They worshipped many gods. They were said to be cursed. They were defeated and eliminated. The woman of Matthew was a Syrophenician not Canaanite (Canaanites were destroyed). Mark has it correct as Syrophenician – Greek.
2. Jesus wants to send her away but how does she answer him back? Answer: Are not the dogs allowed to have the crumbs from the master's table. To which Jesus says to her that great is her faith and her daughter is healed.

Discuss:

1. Why is this exchange important? Answer: Because Jesus first says he is sent only to the lost sheep of Israel (the Jews). However, he acknowledges the woman's faith and does the healing anyway. There were always non-Jews around the synagogues – we see this with the disciples and Paul in Acts. This is not the only miracle by Jesus to a non-Jew.

Activity:

Plastic Canvas Bookmark continued

Step-by-step tutorial

○ Step 1

Gather your materials.



○ Step 2

Using the plastic canvas sheet, cut out your bookmark shape.




- **Step 3**

Plan your design!

- **Step 4**

Start stitching! When you finish, tie off or tuck any extra yarn to secure your stitches.




- **Step 5**

Add a tassel, cross or medal.

Preparation for next week:

This is a two-week curriculum for Lent, both lessons are important for completing the curriculum. They do not have to be two weeks in a row (although this would be preferable).




Jesus and Canaanite woman

(Mt 15:21-28)



Find the
hidden
words



Jesus
Tyre
Sidon
Pity
Word
Daughter
Disciples
Sheep
Israel
Lord
Food
Dogs
Table
Faith

Activity
*See
document
Canvas

Printable:
separate
on Plastic
Craft Project



www.biblekids.eu

Scripture: Matthew 15: 21-28

²¹ Then Jesus went thence, and departed into the coasts of Tyre and Sidon.

²² And, behold, a woman of Canaan came out of the same coasts, and cried unto him, saying, Have mercy on me, O Lord, thou son of David; my daughter is grievously vexed with a devil.

²³ But he answered her not a word. And his disciples came and besought him, saying, Send her away; for she crieth after us.

²⁴ But he answered and said, I am not sent but unto the lost sheep of the house of Israel.

²⁵ Then came she and worshipped him, saying, Lord, help me.

²⁶ But he answered and said, It is not meet to take the children's bread, and to cast it to dogs.

²⁷ And she said, Truth, Lord: yet the dogs eat of the crumbs which fall from their masters' table.

²⁸ Then Jesus answered and said unto her, O woman, great is thy faith: be it unto thee even as thou wilt. And her daughter was made whole from that very hour.

Other Scripture: Mark 7:24-30

²⁴ And from thence he arose, and went into the borders of Tyre and Sidon, and entered into an house, and would have no man know it: but he could not be hid.

²⁵ For a certain woman, whose young daughter had an unclean spirit, heard of him, and came and fell at his feet:

²⁶ The woman was a Greek, a Syrophenician by nation; and she besought him that he would cast forth the devil out of her daughter.

²⁷ But Jesus said unto her, Let the children first be filled: for it is not meet to take the children's bread, and to cast it unto the dogs.

²⁸ And she answered and said unto him, Yes, Lord: yet the dogs under the table eat of the children's crumbs.

²⁹ And he said unto her, For this saying go thy way; the devil is gone out of thy daughter.

³⁰ And when she was come to her house, she found the devil gone out, and her daughter laid upon the bed.

Reference:

Worksheet or Coloring Sheet: <https://www.pinterest.com/pin/147422587790215554/>

Activity: