


St. Patrick's Anglican Church Sunday School

Teacher's Guide



Easter

Jesus Appears to his Disciples.

Creation of the Material is a Team Effort if you have questions, please contact us at:

sundayschool.stpatrickspsj@gmail.com

Sunday School Team: Fr. Mike Kerouac (spiritual advisor), Linda Simmen (writer/teacher), Carolyn Kerouac (editor), Heidi Gouge (editor and art), Paula Allen (teacher), and Brenda Heward (crafts and art). *Your support and help are indispensable.

Special Thank you to everyone who has provided encouragement, prayers, and supplies. There would be no Sunday School without you as you provide the base for everything we do.

Contents

Introduction:	4
Step by Step Instructions on how to use the Children's Sunday School Lesson Program	5
Prior to Sunday	5
Sunday Morning Preparation– Arrive Early (5-10 minutes)	5
Sunday Morning Arrival	5
Easter 1: Jesus Appears to his Disciples.	6
Teachers Notes:	6
<i>Learning Objective:</i> (teacher can use any of the below objectives to teach)	6
Memory Verse:	6
Suggested Items:	6
Preparation for Teaching	6
Craft Items Needed:	6
Our Anglican Connection:	7
Objective:	7
Teaching Plan:	7
Introduction: Telling a Story	7
Play PowerPoint and/or Show Poster:	7
Jesus Appears to his disciples	7
Story Board:	7
Lesson Reflection:	7
What Five Things Did I Learn:	7
Reflection Questions:	8
Activity: Jesus Loves Us	8
Alternate Activity: Mirror – Jesus Sees Us	8
Preparation for next week:	8
Coloring Sheet: Post-Easter, Jesus Appears to his Disciples	9
Worksheet: Post-Easter, Jesus Appears to his Disciples	10
Poster:	11
Story Board Items:	12
Activity Printable:	13
Scripture: John 20:19-30	20
Resources:	21
Take Home Sheet:	22

Introduction:

This Sunday School curriculum is a model for an Anglican church mixed age Sunday School class for ages 6 (1st Grade) to 13 (8th grade). It is setup as separate lessons with a three-year curriculum so that it can easily follow the Anglican lectionary. The lessons include Old Testament (Creation, Old Testament Heroes, and Stories) New Testament subjects (Lent, Easter, Christmas, and Parables of Jesus) and in addition the lessons include Anglican basics such as Saints, Creeds, Sacraments, and Prayer Book. The goal is that students will gain a more rounded understanding of our tradition, scripture, and heritage.

All the lessons can be taught independently but may require some review for those who did not attend the previous week. The Sunday School Lessons will follow the Anglican Seasons as much as possible including Advent, Christmas, Epiphany, Lent, Easter, Ascension, and Pentecost. In addition, the basics of using the Bible, Book of Common Prayer, and the lives of saints will be studied, along with Old and New Testament Heroes whenever possible. In these lessons for Sunday School, we try to provide scripture, tradition, and fun activities and crafts.

Scripture for Meditation:

By faith we understand that the universe was formed at God's command, so that what is seen was not made out of what was visible. — Hebrews 11:3 (NIV)

"But ask the beasts, and they will teach you;
the birds of the heavens, and they will tell you;
or the bushes of the earth, and they will teach you;
and the fish of the sea will declare to you.
Who among all these does not know
that the hand of the Lord has done this?
In his hand is the life of every living thing
and the breath of all mankind. — Job 12:7-10 (ESV)

I have utilized the following books and sites if you are looking for additional information:

- Scripture is the New King James version unless otherwise specified.
- "Lives of the Saints" by Hugo Hoyer
- "All Saints" by Robert Ellsberg
- 1928 Book of Common Prayer

Step by Step Instructions on how to use the Children's Sunday School Lesson Program

Each Lesson has a thematic lesson which follows the liturgical year (Advent, Christmas, Epiphany, Lent, Easter, Pentecost, Ascension, and Trinity Sundays) – users are encouraged to follow the format but are not limited to using them in the outlined order. Within the lessons the majority are standalone, and self-contained except for the Creation story, Saint Paul, and the Christmas program.

Prior to Sunday

Step 1: Review the theme or study for the upcoming Sunday School Lesson.

Step 2: Review list of materials required for the activity for the upcoming Sunday and ensure all materials are available. Some Sundays have alternative activities, choose which activity you wish to do.

Step 3: Print copies of the following for the number of students you anticipate in the Sunday School class (Optional).

- Coloring Sheet (there may be more than one page)
- Additional Sheets such as scripture sheets and take-home sheets (if applicable).

Sunday Morning Preparation– Arrive Early (5-10 minutes)

Step 4: Setup up projector and laptop for video, or tv screen. If you do not have access to a projector or tv, print the PowerPoint. There is a script provided for the PowerPoint that can be read.

Step 5: Pull out and put together the items needed for the activity and place them on a table or side table.

Step 6: Place Coloring/Work Sheets, Scripture Sheets (if applicable), and Take-Home Sheet (if applicable) in a location you can easily access. I usually print extra coloring or worksheets to put in narthex for those who choose not to attend Sunday School or for others to take home.

Sunday Morning Arrival

Step 7: Greet each student as they arrive.

Step 8: Update Attendance board and add guests.

Step 9: Light a Candle (optional) and say an opening prayer (optional)

*Lord, come to bless us, and fill us with your Spirit. We thank you for our families, friends, and country.
We ask you to reveal in our lives and lives of the people we love the true love of Jesus. Amen*

Step 9: Pledge of Allegiance (optional)

Step 10: Lord's Prayer

Easter 1: Jesus Appears to his Disciples.

Teachers Notes:**Learning Objective: (teacher can use any of the below objectives to teach)**

- Jesus appears to his disciples.
 - Jesus appears to the disciples in a locked room after resurrection.
 - He shows the disciples his wounds.
 - Miracle of the Resurrection
- Jesus breathes the Holy Spirit on to them.
 - Breath is a part of life and Jesus is now part of the Disciples.
 - The Holy Spirit in Old Testament was only reserved for Prophets and Holy People.
- Jesus must prove who he is to Thomas.
 - Jesus allows Thomas to feel the wounds and he then showed many other signs.
 - Can you have faith if you can't see it or touch it?
- Disciples are given the authority to forgive sins or not.
 - Jesus gives disciples to do his work now on earth.

Memory Verse:

"Go ye therefore, and teach all nations, baptizing them in the name of the Father, and of the Son, and of the Holy Ghost:" Matthew 28: 19

Suggested Items:**Preparation for Teaching**

- PowerPoint presentation – **Jesus Appears to the Disciples**
- Poster – **Jesus Appears to the Disciples**
- Storyboard (based on age of group)
 - Use the following Symbols or Characters
 1. Heart
 2. Dove
 3. Cross
 4. Hands with Crucifixion Marks
- Bible Reference: John 20:19-30 also Luke 24:36-49, Mark 16:9-18, Matthew 28:16-20 (NKJV)
- NKJV Study Bibles
- 1928 Book of Common Prayer

Craft Items Needed:

- Colored Markers, colored pencils, paint, glue (white), scissors (general materials for each lesson), hole punch, tape, glitter.
- Assorted Yarn
- Cardstock cut into heart.
- Cut heavy cardboard into a heart to match the cardstock.
- Glue Gun
- Iron and silicon mat.
- Small glass mirror (alternate)
- Popsicle sticks (alternate)

Our Anglican Connection:

- This lesson follows the Liturgical Season and Scripture for Easter 1.
- A Catechism: Page 578 What dost thou chiefly learn in the Articles of Belief (Apostles Creed): Answer: *First*, I learn to believe in God the Father, who hath made me, and all the world. *Secondly*, in God the Son, who hath redeemed me, and all mankind. *Thirdly*, in God the Holy Ghost, who sanctifieth me, and all mankind.

Objective:

The purpose of this section is to tell a story to the students. This can be done one or more ways, but we have defined three options based on your particular teaching style and the age of the students. Some of the options will be better suited for different age groups or mixed age groups. For example: my students range from 9 years to 13 years (too old for a story/felt board) but still need visual aids. I will use PowerPoint and/or poster to tell a story. With PowerPoint I can read or have the students read directly from the screen.

Teaching Plan:***Introduction: Telling a Story***

- **Prior to this passage:** Mary Magdalene has gone to the tomb and Jesus body is gone,
 - Jesus appears to Mary Magdalen, and she is the first to see Jesus after the resurrection,
 - The disciples are behind closed doors and because they are very afraid of what might happen to them since Jesus was crucified,
 - Jesus suddenly appears before them and shows them his wounds on his hands and feet,
 - and says "Peace be unto you, as my Father has sent me , even so I send you,
 - Jesus breaths on them and they receive the Holy Spirit,
 - He tells them that whomever they forgive sins those sins are forgiven,
 - Thomas was not there, and when he arrives, he says that unless he sees the wounds in the hands and side he would not believe,
 - Jesus appears before Thomas and shows him his wound, but he says blessed are those who believe who have not seen.

Play PowerPoint and/or Show Poster:***Jesus Appears to his disciples.***

Show PowerPoint (read the outline or story on PowerPoint) or poster and discuss items on poster.

Story Board:

Jesus Appears to his disciples.

Add the items for today to the Story Board – talk about what each item represents.

Lesson Reflection:

Provide an opportunity for the students to say back to you what they understood about today's lesson. You can do this by one of the two options below. This is a great opportunity for you to see if they understood the material you presented.

What Five Things Did I Learn:

What Five Things Did I Learn Today?

Using a chalk board or whiteboard write these down or have an older student who volunteers write them down.

Reflection Questions:

1. How does Jesus enter the room where the disciples are? *He walks through the wall.*
2. What did Jesus give to the disciples? *Holy Spirit*

Discussion Reflection: *use the discuss question that aligns with the direction you are emphasizing.

1. How do you think the disciples feel when they were in the room and how did they feel when they saw Jesus? *Disciples were frightened because their leader was killed, and they were all alone. I would imagine when they saw Jesus and knew he had died they were also frightened, but he calmed them.*
2. What did Jesus give to the disciples to guide them? *He gave them the Holy Spirit and the power to forgive sins.*
3. Thomas was not with the disciples when he originally showed himself, what did Thomas require? *Thomas wanted to see the wounds that were inflicted by his crucifixion of Jesus.*
4. What is the significance of the last few weeks in our church lives and our lives as Christians?
 - a. Go through the timeline from Palm Sunday – Jesus enters triumphantly into Jerusalem with palm leaves and parade (Palm Sunday). Jesus celebrates the Passover with the disciples (Maundy Thursday). Judas betrays, Jesus for 20 pieces of silver. Jesus is captured, tortured, and crucified (Good Friday). Jesus dies on the cross for our sins and buried. Mary goes to the tomb and discovers it is empty and sees an Angel (Easter). Jesus appears to his disciples and tells them he is giving them power.

Activity: Jesus Loves Us**Yarn Heart**

1. Prior to doing the craft, multiple colors of yarn are cut up (for smaller children) or older children can cut the yarn into pieces. Have a heart cut out of cardstock created (see below for pattern) and match one cut out of cardboard. Have glue gun and iron plugged in and warmed.
2. Cut the yarn into small pieces– use multiple colors for the best effect.
3. Place the cut yarn into a small container.
4. Mix clear glue with the yarn (wear gloves). Make sure all the yarn is coated.
5. Cut out a heart on cardstock (preferred) or paper.
6. Take the yarn (coated with glue) and place it on the heart. (wear gloves)
7. Have an adult (teacher) place another piece of paper over the yarn heart and iron. This could take a few minutes.
8. Carefully remove the paper.
9. Lift the heart carefully.
10. Turn the heart over and trim excess yarn. When completed it should be a perfect heart shape.
11. Attach the heart to the heavy cardboard using the glue gun.

Alternate Activity: Mirror – Jesus Sees Us**Mirror Craft**

1. Glue popsicle sticks to the back of mirror.
2. Wrap the yarn 2x around the popsicle and weave (optional)
3. Glue the yarn to the popsicle. (optional)

Preparation for next week:

No preparation required.

Property of St. Patrick Anglican Church

2024

Coloring Sheet: Post-Easter, Jesus Appears to his Disciples.



Copyright © In Touch Ministries

Thomas

John 20:19-29

Worksheet: Post-Easter, Jesus Appears to his Disciples

Jesus Appears to His Disciples

But he said to them, "Unless I see the nail marks in his hands and put my finger where the nails were, and put my hand into his side, I will not believe it." John 20:25

Based on John 20:19-31 (NIV)



Y	J	M	N	P	S	M	B	J	D	J	Y	D	J	S
C	X	I	T	A	T	F	M	L	H	O	Y	W	A	X
W	X	R	K	N	Y	G	X	P	O	F	O	M	E	D
X	M	A	D	V	Y	G	E	A	X	C	O	R	E	H
R	X	C	C	J	V	D	R	L	X	H	K	V	S	A
T	L	L	U	V	E	D	A	E	T	N	E	E	D	M
T	K	E	S	H	E	H	I	R	C	I	N	S	D	S
O	X	S	C	W	B	A	S	S	L	O	C	Y	N	T
G	R	U	O	L	K	N	Z	E	C	L	R	G	D	N
E	O	H	D	Q	Z	D	B	H	J	I	I	D	E	P
T	S	I	U	J	J	S	A	S	R	S	P	F	E	Z
H	N	T	F	E	K	D	P	I	A	M	I	L	B	D
E	T	W	U	S	N	K	D	D	U	L	G	E	E	E
R	S	R	N	U	K	P	S	E	S	L	V	H	N	S
R	P	T	V	S	V	D	O	U	B	T	I	N	G	B

JESUS
MIRACLES
DOORS
TOUCHED


TOGETHER
SIGNS
LIFE
THOMAS

DOUBTING
SHOWED
HANDS
SIDE



RECORDED
BELIEVED
DISCIPLES
LOCKED

Poster: Post-Easter, Jesus Appears to his Disciples

John 20:19-30



Story Board Items: Post-Easter, Jesus Appears to his Disciples **Print for Story Board*



Activity Printable: Jesus Loves Us

Yarn Heart

Prior to doing the craft, multiple colors of yarn are cut up (for smaller children) or older children can cut the yarn into pieces. Have a heart cut out of cardstock created (see below for pattern) and match one cut out of cardboard. Have glue gun and iron plugged in and warmed.

Cut the yarn into small pieces— use multiple colors for the best effect.




Place the cut yarn into a small container.



Mix clear glue with the yarn (wear gloves). Make sure all the yarn is coated.



Cut out a heart on cardstock (preferred) or paper.



Take the yarn (coated with glue) and place it on the heart. (wear gloves)



Have an adult (teacher) place another piece of paper over the yarn heart and iron. This could take a few minutes.



Carefully remove the paper.





Turn the heart over and trim excess yarn. When completed it should be a perfect heart shape.



Attach the heart to the heavy cardboard using the glue gun.







Alternate Activity: Mirror – Jesus Sees Us

Mirror Craft


Glue popsicle sticks to the back of mirror.



Wrap the yarn 2x around the popsicle and weave (optional)



Glue the yarn to the popsicle. (optional)





Scripture: John 20:19-30

¹⁹ Then, the same day at evening, being the first *day* of the week, when the doors were shut where the disciples were ^[a]assembled, for fear of the Jews, Jesus came and stood in the midst, and said to them, "Peace *be* with you." ²⁰ When He had said this, He showed them *His* hands and His side. Then the disciples were glad when they saw the Lord.

²¹ So Jesus said to them again, "Peace to you! As the Father has sent Me, I also send you." ²² And when He had said this, He breathed on *them*, and said to them, "Receive the Holy Spirit. ²³ If you forgive the sins of any, they are forgiven them; if you retain the *sins* of any, they are retained."

²⁴ Now Thomas, called the Twin, one of the twelve, was not with them when Jesus came. ²⁵ The other disciples therefore said to him, "We have seen the Lord."

So he said to them, "Unless I see in His hands the print of the nails, and put my finger into the print of the nails, and put my hand into His side, I will not believe."

²⁶ And after eight days His disciples were again inside, and Thomas with them. Jesus came, the doors being shut, and stood in the midst, and said, "Peace to you!" ²⁷ Then He said to Thomas, "Reach your finger here, and look at My hands; and reach your hand *here*, and put *it* into My side. Do not be unbelieving, but believing."

²⁸ And Thomas answered and said to Him, "My Lord and my God!"

²⁹ Jesus said to him, ^[b]"Thomas, because you have seen Me, you have believed. Blessed *are* those who have not seen and *yet* have believed."

³⁰ And truly Jesus did many other signs in the presence of His disciples, which are not written in this book;

Alternate Scripture: Luke 24:36-49

³⁶ Now as they said these things, Jesus Himself stood in the midst of them, and said to them, "Peace to you." ³⁷ But they were terrified and frightened, and supposed they had seen a spirit. ³⁸ And He said to them, "Why are you troubled? And why do doubts arise in your hearts? ³⁹ Behold My hands and My feet, that it is I Myself. Handle Me and see, for a spirit does not have flesh and bones as you see I have."

⁴⁰ ^[a]When He had said this, He showed them His hands and His feet. ⁴¹ But while they still did not believe for joy, and marveled, He said to them, "Have you any food here?" ⁴² So they gave Him a piece of a broiled fish ^[b]and some honeycomb. ⁴³ And He took *it* and ate in their presence.

⁴⁴ Then He said to them, "These *are* the words which I spoke to you while I was still with you, that all things must be fulfilled which were written in the Law of Moses and *the* Prophets and *the* Psalms concerning Me." ⁴⁵ And He opened their understanding, that they might comprehend the Scriptures.

⁴⁶ Then He said to them, "Thus it is written, ^[c]and thus it was necessary for the Christ to suffer and to rise from the dead the third day, ⁴⁷ and that repentance and remission of sins should be preached in His name to all nations, beginning at Jerusalem. ⁴⁸ And you are witnesses of these things. ⁴⁹ Behold, I send the Promise of My Father upon you; but tarry in the city ^[d]of Jerusalem until you are endued with power from on high."

Alternate Scripture: Mark 16:9-18

⁹ ^[a] Now when *He* rose early on the first *day* of the week, He appeared first to Mary Magdalene, out of whom He had cast seven demons. ¹⁰ She went and told those who had been with Him, as they mourned and wept. ¹¹ And when they heard that He was alive and had been seen by her, they did not believe.

¹² After that, He appeared in another form to two of them as they walked and went into the country. ¹³ And they went and told *it* to the rest, *but* they did not believe them either.

¹⁴ Later He appeared to the eleven as they sat at the table; and He rebuked their unbelief and hardness of heart, because they did not believe those who had seen Him after He had risen. ¹⁵ And He said to them, "Go into all the world and preach the gospel to every creature. ¹⁶ He who believes and is baptized will be saved; but he who does not believe will be condemned. ¹⁷ And these signs will follow those who ^[b]believe: In My name they will cast out demons; they will speak with new tongues; ¹⁸ they ^[c]will take up serpents; and if they drink anything deadly, it will by no means hurt them; they will lay hands on the sick, and they will recover

Resources:


Activity: <https://www.nelliebellie.com/gods-eye-craft> and <https://www.youtube.com/watch?v=lqejFRAcys8&t=23s>

Take Home Sheet: Post-Easter, Jesus Appears to his Disciples.

Today in Sunday School we learned that after the crucifixion the disciples were frightened and huddled in a room worried that they too would be captured and killed. Jesus appears before them and shows them the wounds on his feet, hands, and side. He is there to comfort them, and he says to them, "Peace unto you, as my Father has sent me, so I send you".

Jesus then breathes the Holy Spirit on them and tells them that he gives all authority to them to forgive sins and do his work here on earth.

Thomas who was not present when Jesus arrived is skeptical and says he will not believe unless he can place his finger into the wounds of Jesus. Jesus tells him to touch his wounds and Thomas believes and pronounces him as My Lord and My God. Jesus said to him, [b]"Thomas, because you have seen Me, you have believed. Blessed are those who have not seen and yet have believed."

Coloring Project

What does each of these items represent in our story today?

1. Dove _____
2. Heart/Cross _____
3. Hands _____
4. Jesus is _____

1. Holy Spirit
2. Forgive Sins
3. Doubting Thomas
4. Resurrected Jesus