


St. Patrick's Anglican Church Sunday School

Teacher's Guide



Old Testament

Ruth

Creation of the Material is a Team Effort if you have questions, please get in touch with us at:

sundayschool.stpatrickspsj@gmail.com

Sunday School Team: Fr. Mike Kerouac (spiritual advisor), Linda Simmen (writer/teacher), Carolyn Kerouac (editor/teacher), Paula Allen (teacher), Abby Valko (art/helper), Emmy Santiago (art/helper), and Brenda Heyward (crafts /art). *Your support and help are indispensable.

Special Thank you to everyone who has provided encouragement, prayers, and supplies. There would be no Sunday School without you as you provide the base for everything we do.

Contents

Introduction: 4

Step by Step Instructions on how to use the Children’s Sunday School Lesson Program 5

Old Testament: Ruth 6

TEACHER’S NOTES..... 6

Learning Objective: 6

Memory Verse: 6

Suggested Items..... 6

Preparation for Teaching: 6

Craft Activity Items:..... 6

Our Anglican Connection: 6

Objective: 6

Teaching Plan: 7

Introduction: Telling a Story..... 7

Play PowerPoint or Show Poster: “Ruth” 7

Story Board (Felt Board): “Ruth” 7

Lesson Reflection: 7

What Five Things Did I Learn Today? 7

Reflection Question(s): 8

Discussion Reflection(s):..... 8

Activity: Barley Threading Craft 8

Alternate Activity: Ruth Paper Braid 8

Preparation for next week: 8

Coloring Sheet: Ruth 9

Worksheet: Ruth 10

Poster: Ruth 11

Story Board Items: Ruth 12

Scripture: Ruth 14

Activity Printable: Barley Threading Craft..... 18

Alternate Activity Printable: Ruth Paper Braid 20

Resource: 20

Take Home Sheet: 21

Introduction:

The Student Sunday School curriculum is designed for an Anglican church mixed-age class catering to 1st to 8th-grade students. It consists of separate independent lessons that can be used over a one to two-year cycle, following the Anglican seasons and lectionary.

The lessons cover several topics including Creation, Old Testament Heroes, Bible Stories, and New Testament subjects associated with Anglican seasons such as Christmas, Epiphany, Lent, and Easter, as well as the Parables of Jesus. Additionally, the curriculum covers Anglican basics such as the Saints, the Creeds, and the Sacraments, to provide students with a well-rounded understanding of tradition, scripture, and heritage.

While each lesson can be taught independently, some review may be necessary for students who did not attend the previous week. The Sunday School Lessons are aligned with the Anglican Seasons, including Advent, Christmas, Epiphany, Lent, Easter, Ascension, and Pentecost. Students will also learn how to use and navigate the Bible and the Book of Common Prayer.

Scripture for Meditation:

³ By faith we understand that the ^[a]worlds were framed by the word of God so that the things which are seen were not made of things which are visible. — Hebrews 11:3 (NKJV)

“But ask the beasts, and they will teach you;
the birds of the heavens, and they will tell you;
or the bushes of the earth, and they will teach you;
and the fish of the sea will declare to you.
Who among all these does not know
that the hand of the Lord has done this?
In his hand is the life of every living thing
and the breath of all mankind. — Job 12:7-10 (ESV)

I have utilized the following books and sites if you are looking for additional information:

- Scripture is the New King James Version unless otherwise specified.
- “Lives of the Saints” by Hugo Hoever
- “All Saints” by Robert Ellsberg
- 1928 Book of Common Prayer
- The One Volume Commentary by J.R. Dummelow

Step by Step Instructions on how to use the Children's Sunday School Lesson Program

Each Lesson has a thematic lesson that follows the liturgical year (Advent, Christmas, Epiphany, Lent, Easter, Pentecost, Ascension, and Trinity Sundays) – users are encouraged to follow the format but are not limited to using them in the outlined order. Within the lessons, the majority are standalone, and self-contained except for the Creation story, Saint Paul, Anglican Boot Camp, and the Christmas program. The lessons are divided into two parts. The first part is for the teacher which includes learning objectives, preparation, and supplies. The second is for the student and includes “Telling a Story”, discussion questions, and a craft activity. To enhance the lesson there are posters, felt board pictures, coloring and worksheets, and a take-home sheet.

Before Sunday

Step 1: Review the theme or study for the upcoming Sunday School Lesson.

Step 2: Review the list of materials required for the activity for the upcoming Sunday and ensure all materials are available. Some Sundays have alternative activities, choose which activity you wish to do.

- A well-stocked craft cabinet is a must for Student Sunday School. Including in every lesson you will find a list of items that are recommended to be on hand.
- Colored Markers, colored pencils, crayons, paint, paint brushes, glue (white) or glue stick, scissors, hole punch, tape, googly eyes, small beads, popsicle sticks (small and large), and glitter (these are general materials for each lesson). Additionally, I keep – cardstock, construction paper, foam sheets, felt squares, and yarn all in multiple colors. Reach out to your congregation – I have found that a lot of people do crafts and are more than willing to donate craft materials to Student Sunday School.

Step 3: Print copies of the following for the number of students you anticipate in the Sunday School class (Optional).

- Coloring Sheet (there may be more than one page)
- Additional Sheets such as scripture sheets and take-home sheets (if applicable).

Sunday Morning Preparation– Arrive Early (10-5 minutes)

Step 4: Set up a projector and laptop for video, or TV screen. If you do not have access to a projector or TV, print PowerPoint or print the poster for that day or Felt Board items (age dependent).

Step 5: Pull out and put together the items needed for the activity and place them on a table or side table.

Step 6: Place Coloring/Work Sheets, Scripture Sheets (if applicable), and Take-Home Sheets (if applicable) in a location you can easily access. I usually print extra coloring or worksheets to put in the narthex for those who choose not to attend Sunday School or for others to take home.

Sunday Morning Arrival

Step 7: Greet each student as they arrive.

Step 8: Update the Attendance board and add guests.

Step 9: Light a Candle (recommended) and say an opening prayer (recommended)

Dear God, we thank you for everyone gathered here today and ask that you surround us with your powerful, life-changing presence. Thank you for loving each of us and for calling us to walk with you. We come before you as we meet and declare our dependence on you. Be a lamp unto our feet and a light unto our path. Amen.

Step 9: Pledge of Allegiance (recommended)

Step 10: Lord's Prayer

Old Testament: Ruth

TEACHER'S NOTES

Learning Objective:

- "Faithfulness and Loyalty to God will be rewarded "

Memory Verse:

But Ruth said:

"Entreat^[a] me not to leave you,
Or to turn back from following after you;
For wherever you go, I will go;
And wherever you lodge, I will lodge;
Your people *shall be* my people,
And your God, my God.

Ruth 1:16

Suggested Items

Preparation for Teaching:

- PowerPoint presentation Name – Ruth
- Poster – Ruth
- Storyboard (based on the age of the group) - Ruth
- Bible Reference (Full Bible verses and alternates available at the end of this document if NKJV are not available)
NKJV: Book Chapter Verse
- NKJV Study Bibles
- 1928 Book of Common Prayer

Craft Activity Items:

- Colored Markers, colored pencils, crayons, paint, paint brushes, glue (white) or glue stick, scissors, hole punch, tape, googly eyes, small beads, popsicle sticks (small and large), and glitter (these are general materials for each lesson).
- Primary Activity: Barley Threading Craft
 - Cardstock printed with Barley pattern
 - Gold or yellow ribbon
- Alternate Activity: Ruth Paper Braid
 -

Our Anglican Connection:

- The Book of Ruth is part of our Anglican heritage, Ruth is exalted in the Bible for her great devotion and as the great-grandmother of David

Objective:

The purpose of this section is to tell a story to the students. This can be done in one or more ways, but we have defined three options based on your unique teaching style and the age of the students. Some of the options will be better suited for different age groups or mixed age groups. For example: my students range from 9 years to 13 years (too old

for a story/felt board) but still need visual aids. I will use PowerPoint and/or posters to tell a story. With PowerPoint, I can read or have the students read directly from the screen.

Teaching Plan:

Introduction: Telling a Story

- The story of Ruth comes from the Book of Ruth in the Old Testament The key information about Ruth is:
 - Elimelech and Naomi leave Judea because of famine and travel to Moab, where their two sons marry Moabite women,
 - Ruth and Orpah are the wives of these two sons,
 - all the men of the family die including Naomi's husband, Ruth's husband, and Orpah's husband,
 - Naomi decides to go back to Judea as the famine is over and she has family still in Judea, she tells Ruth and Orpah to stay in Moab with their families and marry again,
 - However, Ruth chooses to go with Naomi to Judea and tells Naomi that Naomi's people will be her people and her God will be her God,
 - Naomi tells Ruth to go to the fields of her relative Boaz and glean the barley in the field,
 - Boaz notices Ruth in the fields falls in love with her and marries her,
 - Ruth's son becomes the grandfather of King David, and through her lineage, she is directly related to Jesus.

Play PowerPoint or Show Poster: "Ruth"

Show PowerPoint (read the outline or story on PowerPoint) or poster and discuss items on the poster.

- Use the following Symbols or Characters
 1. Naomi and Ruth
 2. Barley
 3. Ruth Gleaning Barley in the Field
 4. Boaz notices Ruth in the Field
 5. King David

Story Board (Felt Board): "Ruth"

Add the items for today to the Story Board – talk about what each item represents.

- Use the following Symbols or Characters
 1. Naomi and Ruth
 2. Barley
 3. Ruth Gleaning Barley in the Field
 4. Boaz notices Ruth in the Field
 5. King David

Lesson Reflection:

Provide an opportunity for the students to say back to you what they understood about today's lesson. You can do this by one of the two options below. This is a great opportunity for you to see if they understood the material you presented.

What Five Things Did I Learn Today?

What Five Things Did I Learn Today?

Using a chalkboard or whiteboard write these down or have an older student who volunteers write them down.

Reflection Question(s):

Discussion Reflection(s): *use the discussion question that aligns with the direction you are emphasizing.

Lesson:

Question:

1. Who is Ruth's Mother-in-Law and was Ruth a Jew? *Answer: Naomi is her mother-in-law and no she is a Moabite.*
2. What does Ruth say to Naomi when she wants her to return to her people? *Answer: "Wherever you go, I will go; your people shall be my people, and your God my God".*

Discuss:

1. How does God reward Ruth's faithfulness and loyalty? Could the same faithfulness and loyalty in our lives be rewarded?

Activity: Barley Threading Craft

Before Class:

1. Print the Barley template on white cardstock

During Class:

1. Have students color the Barley (optional)
2. Cutout and punch holes
3. Using ribbon thread through the holes

Detailed instructions including pictures and cutouts are available at the back of the booklet or in a separate document.

Alternate Activity: Ruth Paper Braid

Before Class:

1. For each student you will need 4 strips of construction paper (2 yellow and 2 green); each strip is 1/2 inch x 6 inches.


During Class:

1. Take your first color and glue at right angles like so.
2. Then glue the 2 strips of the second color over the top as below.
3. Fold the color 1 strip over the color 2 strips as shown and continue... .. to the end.
4. Secure ends with glue.
5. Discuss: Like the braided paper, Ruth joined her life together with Naomi and with God.

Detailed instructions including pictures and cutouts are available at the back of the booklet or in a separate document.

Preparation for next week:

No preparation is required.



Worksheet: Ruth

Ruth & Naomi Word Search

B	Y	U	D	T	M	L	M	C	M	N	C	Q	B	F
B	E	T	F	R	I	E	N	D	S	H	I	P	T	A
D	A	T	L	P	P	H	E	D	N	W	F	R	D	M
I	L	R	H	A	W	D	V	I	O	P	A	T	E	I
M	O	E	L	L	Y	T	A	E	S	V	R	D	I	L
S	K	F	I	E	E	O	E	D	E	O	R	M	R	I
B	O	A	Z	F	Y	H	L	L	P	O	O	O	R	E
T	S	E	V	R	A	H	E	P	P	A	W	Y	A	S
R	E	H	T	O	M	D	U	M	N	T	F	E	M	J
H	T	U	R	M	X	S	W	O	R	K	I	N	G	K

BARLEY
 BETHLEHAM
 BOAZ
 DIED
 DROP
 FAMILIES
 FIELD
 FRIENDSHIP
 HARVEST
 LEAVE



LOYALTY
 MARRIED
 MOTHER
 NAOMI
 RUTH
 SONS
 SUPPORT
 TRAVELED
 TWO
 WORKING

Ruth







Scripture: Ruth

¹ Now it came to pass, in the days when the judges ^[a]ruled, that there was a famine in the land. And a certain man of Bethlehem, Judah, went to ^[b]dwell in the country of Moab, he and his wife and his two sons. ² The name of the man *was* Elimelech, the name of his wife *was* Naomi, and the names of his two sons *were* Mahlon and Chilion—Ephrathites of Bethlehem, Judah. And they went to the country of Moab and remained there. ³ Then Elimelech, Naomi's husband, died; and she was left, and her two sons. ⁴ Now they took wives of the women of Moab: the name of the one *was* Orpah, and the name of the other Ruth. And they ^[c]dwelt there about ten years. ⁵ Then both Mahlon and Chilion also died; so the woman survived her two sons and her husband.

⁶ Then she arose with her daughters-in-law that she might return from the country of Moab, for she had heard in the country of Moab that the Lord had visited ^[d] His people by giving them bread. ⁷ Therefore she went out from the place where she was, and her two daughters-in-law with her; and they went on the way to return to the land of Judah. ⁸ And Naomi said to her two daughters-in-law, "Go, return each to her mother's house. The Lord deal kindly with you, as you have dealt with the dead and with me. ⁹ The Lord grant that you may find rest, each in the house of her husband."

So she kissed them, and they lifted up their voices and wept. ¹⁰ And they said to her, "Surely we will return with you to your people."

¹¹ But Naomi said, "Turn back, my daughters; why will you go with me? *Are* there still sons in my womb, that they may be your husbands? ¹² Turn back, my daughters, go—for I am too old to have a husband. If I should say I have hope, *if* I should have a husband tonight and should also bear sons, ¹³ would you wait for them till they were grown? Would you restrain yourselves from having husbands? No, my daughters; for it grieves me very much for your sakes that the hand of the Lord has gone out against me!"

¹⁴ Then they lifted up their voices and wept again; and Orpah kissed her mother-in-law, but Ruth clung to her.

¹⁵ And she said, "Look, your sister-in-law has gone back to her people and to her gods; return after your sister-in-law."

¹⁶ But Ruth said:

"Entreat ^[e] me not to leave you,
Or to turn back from following after you;
For wherever you go, I will go;
And wherever you lodge, I will lodge;
Your people *shall be* my people,
And your God, my God.

¹⁷ Where you die, I will die,
And there will I be buried.
The Lord do so to me, and more also,
If *anything but* death parts you and me."

¹⁸ When she saw that she ^[f]was determined to go with her, she stopped speaking to her.

¹⁹ Now the two of them went until they came to Bethlehem. And it happened, when they had come to Bethlehem, that all the city was excited because of them; and the women said, "*Is* this Naomi?"

²⁰ But she said to them, "Do not call me ^[g]Naomi; call me ^[h]Mara, for the Almighty has dealt very bitterly with me. ²¹ I went out full, and the Lord has brought me home again empty. Why do you call me Naomi, since the Lord has testified against me, and ^[i]the Almighty has afflicted me?"

²² So Naomi returned, and Ruth the Moabitess her daughter-in-law with her, who returned from the country of Moab. Now they came to Bethlehem at the beginning of barley harvest.

2 There was a relative of Naomi's husband, a man of great wealth, of the family of Elimelech. His name *was* Boaz. ² So Ruth the Moabitess said to Naomi, "Please let me go to the field, and glean heads of grain after *him* in whose sight I may find favor."

And she said to her, "Go, my daughter."

³Then she left, and went and gleaned in the field after the reapers. And she happened to come to the part of the field *belonging* to Boaz, who *was* of the family of Elimelech.

⁴Now behold, Boaz came from Bethlehem, and said to the reapers, "The Lord *be* with you!"

And they answered him, "The Lord bless you!"

⁵Then Boaz said to his servant who was in charge of the reapers, "Whose young woman *is* this?"

⁶So the servant who was in charge of the reapers answered and said, "It *is* the young Moabite woman who came back with Naomi from the country of Moab. ⁷And she said, 'Please let me glean and gather after the reapers among the sheaves.' So she came and has continued from morning until now, though she rested a little in the house."

⁸Then Boaz said to Ruth, "You will listen, my daughter, will you not? Do not go to glean in another field, nor go from here, but stay close by my young women. ⁹Let your eyes *be* on the field which they reap, and go after them. Have I not commanded the young men not to touch you? And when you are thirsty, go to the vessels and drink from what the young men have drawn."

¹⁰So she fell on her face, bowed down to the ground, and said to him, "Why have I found favor in your eyes, that you should take notice of me, since I *am* a foreigner?"

¹¹And Boaz answered and said to her, "It has been fully reported to me, all that you have done for your mother-in-law since the death of your husband, and *how* you have left your father and your mother and the land of your birth, and have come to a people whom you did not know before. ¹²The Lord repay your work, and a full reward be given you by the Lord God of Israel, under whose wings you have come for refuge."

¹³Then she said, "Let me find favor in your sight, my lord; for you have comforted me, and have spoken ^[a]kindly to your maidservant, though I am not like one of your maidservants."

¹⁴Now Boaz said to her at mealtime, "Come here, and eat of the bread, and dip your piece of bread in the vinegar." So she sat beside the reapers, and he passed parched *grain* to her; and she ate and was satisfied, and kept some back. ¹⁵And when she rose up to ^[b]glean, Boaz commanded his young men, saying, "Let her glean even among the sheaves, and do not ^[c]reproach her. ¹⁶Also let *grain* from the bundles fall purposely for her; leave *it* that she may glean, and do not rebuke her."

¹⁷So she gleaned in the field until evening, and beat out what she had gleaned, and it was about an ephah of barley. ¹⁸Then she took *it* up and went into the city, and her mother-in-law saw what she had gleaned. So she brought out and gave to her what she had kept back after she had been satisfied.

¹⁹And her mother-in-law said to her, "Where have you gleaned today? And where did you work? Blessed be the one who took notice of you."

So she told her mother-in-law with whom she had worked, and said, "The man's name with whom I worked today *is* Boaz."

²⁰Then Naomi said to her daughter-in-law, "Blessed *be* he of the Lord, who has not forsaken His kindness to the living and the dead!" And Naomi said to her, "This man *is* a relation of ours, one of ^[d]our close relatives."

²¹Ruth the Moabitess said, "He also said to me, 'You shall stay close by my young men until they have finished all my harvest.' "

²²And Naomi said to Ruth her daughter-in-law, "It *is* good, my daughter, that you go out with his young women, and that people do not ^[e]meet you in any other field." ²³So she stayed close by the young women of Boaz, to glean until the end of barley harvest and wheat harvest; and she dwelt with her mother-in-law.

3 Then Naomi her mother-in-law said to her, "My daughter, shall I not seek security^[a] for you, that it may be well with you? ²Now Boaz, whose young women you were with, *is he* not our relative? In fact, he is winnowing barley tonight at the threshing floor. ³Therefore wash yourself and anoint yourself, put on your *best* garment and go down to the Property of St. Patrick Anglican Church

threshing floor; *but* do not make yourself known to the man until he has finished eating and drinking. ⁴Then it shall be, when he lies down, that you shall notice the place where he lies; and you shall go in, uncover his feet, and lie down; and he will tell you what you should do."

⁵And she said to her, "All that you say to me I will do."

⁶So she went down to the threshing floor and did according to all that her mother-in-law instructed her. ⁷And after Boaz had eaten and drunk, and his heart was cheerful, he went to lie down at the end of the heap of grain; and she came softly, uncovered his feet, and lay down.

⁸Now it happened at midnight that the man was startled, and turned himself; and there, a woman was lying at his feet. ⁹And he said, "Who *are* you?"

So she answered, "I *am* Ruth, your maidservant. Take^[b] your maidservant under your wing, for you are a ^[c]close relative."

¹⁰Then he said, "Blessed *are* you of the Lord, my daughter! For you have shown more kindness at the end than at the beginning, in that you did not go after young men, whether poor or rich. ¹¹And now, my daughter, do not fear. I will do for you all that you request, for all the people of my town know that you *are* a virtuous woman. ¹²Now it is true that I *am* a close relative; however, there is a relative closer than I. ¹³Stay this night, and in the morning it shall be *that* if he will perform the duty of a close relative for you—good; let him do it. But if he does not want to perform the duty for you, then I will perform the duty for you, *as* the Lord lives! Lie down until morning."

¹⁴So she lay at his feet until morning, and she arose before one could recognize another. Then he said, "Do not let it be known that the woman came to the threshing floor." ¹⁵Also he said, "Bring the ^[d]shawl that *is* on you and hold it." And when she held it, he measured six *ephahs* of barley, and laid *it* on her. Then ^[e]she went into the city.

¹⁶When she came to her mother-in-law, she said, ^[f]"*Is* that you, my daughter?"

Then she told her all that the man had done for her. ¹⁷And she said, "These six *ephahs* of barley he gave me; for he said to me, 'Do not go empty-handed to your mother-in-law.'"

¹⁸Then she said, "Sit still, my daughter, until you know how the matter will turn out; for the man will not rest until he has concluded the matter this day."

4 Now Boaz went up to the gate and sat down there; and behold, the close relative of whom Boaz had spoken came by. So Boaz said, "Come aside, ^[a]friend, sit down here." So he came aside and sat down. ²And he took ten men of the elders of the city, and said, "Sit down here." So they sat down. ³Then he said to the close relative, "Naomi, who has come back from the country of Moab, sold the piece of land which *belonged* to our brother Elimelech. ⁴And I thought to ^[b]inform you, saying, 'Buy *it* back in the presence of the inhabitants and the elders of my people. If you will redeem *it*, redeem *it*; but if ^[c]you will not redeem *it*, then tell me, that I may know; for *there is* no one but you to redeem *it*, and I *am* next after you.'"

And he said, "I will redeem *it*."

⁵Then Boaz said, "On the day you buy the field from the hand of Naomi, you must also buy *it* from Ruth the Moabite, the wife of the dead, to ^[d]perpetuate the name of the dead through his inheritance."

⁶And the close relative said, "I cannot redeem *it* for myself, lest I ruin my own inheritance. You redeem my right of redemption for yourself, for I cannot redeem *it*."

⁷Now this *was the custom* in former times in Israel concerning redeeming and exchanging, to confirm anything: one man took off his sandal and gave *it* to the other, and this *was* a confirmation in Israel.

⁸Therefore the close relative said to Boaz, "Buy *it* for yourself." So he took off his sandal. ⁹And Boaz said to the elders and all the people, "You *are* witnesses this day that I have bought all that was Elimelech's, and all that *was* Chilion's and Mahlon's, from the hand of Naomi. ¹⁰Moreover, Ruth the Moabite, the widow of Mahlon, I have acquired as my wife,

to perpetuate the name of the dead through his inheritance, that the name of the dead may not be cut off from among his brethren and from ^[e]his position at the gate. You *are* witnesses this day."

¹¹ And all the people who *were* at the gate, and the elders, said, "*We are* witnesses. The Lord make the woman who is coming to your house like Rachel and Leah, the two who built the house of Israel; and may you prosper in Ephrathah and be famous in Bethlehem. ¹² May your house be like the house of Perez, whom Tamar bore to Judah, because of the offspring which the Lord will give you from this young woman."

¹³ So Boaz took Ruth and she became his wife; and when he went into her, the Lord gave her conception, and she bore a son. ¹⁴ Then the women said to Naomi, "Blessed *be* the Lord, who has not left you this day without a ^[f]close relative; and may his name be famous in Israel! ¹⁵ And may he be to you a restorer of life and a ^[g]nourisher of your old age; for your daughter-in-law, who loves you, who is better to you than seven sons, has borne him." ¹⁶ Then Naomi took the child and laid him on her bosom, and became a nurse to him. ¹⁷ Also the neighbor woman gave him a name, saying, "There is a son born to Naomi." And they called his name Obed. He *is* the father of Jesse, the father of David.

¹⁸ Now this *is* the genealogy of Perez: Perez begot Hezron; ¹⁹ Hezron begot Ram, and Ram begot Amminadab; ²⁰ Amminadab begot Nahshon, and Nahshon begot Salmon; ^[h] ²¹ Salmon begot Boaz, and Boaz begot Obed; ²² Obed begot Jesse, and Jesse begot David.

Activity Printable: Barley Threading Craft

Cut out the threading card and get punching those holes. Each hole is marked by a small circle. If you have a younger group do this for the children.

Create a threading end to your ribbon. You may have access to some craft needles, but more likely you'll need to fold the end of the ribbon repeatedly and wrap it with some sticky tape. I'd recommend trimming the end once you're done. Again, if you are preparing this for a younger group do this in advance.

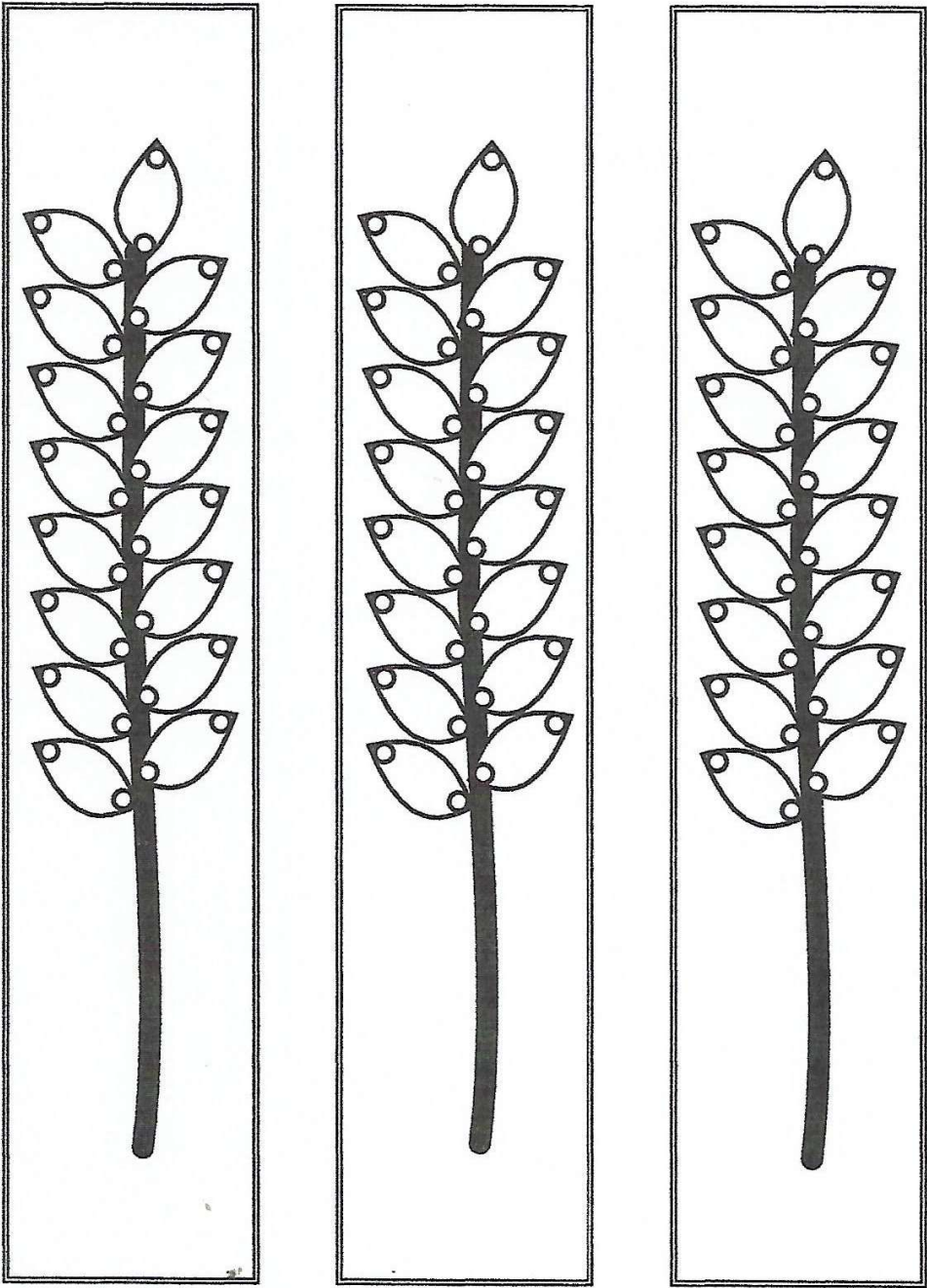
Thread the ribbon through the first hole (the one nearest the bottom of the stem) and pull through until there is only about 1cm of ribbon left. Stick this piece down with some sticky tape.

Now for the threading. Ideally, you want to work grain by grain up one side and down the other. Even the youngest children can take over from here. If you wish to guide them into the correct holes, consider drawing lines on the back – alternatively, let them create their masterpiece!


Once you are done thread the ribbon end back through one of the stitches if you wish to use the cards again, if not cut 1.5cm from the last hole and tape it down.

We are all done, and it's up to you what to do next. They could be mounted onto a card with a bible verse or just a name, used on a wall display, or very simply kept as bookmarks





Alternate Activity Printable: Ruth Paper Braid



Before Class:

1. For each student you will need 4 strips of construction paper (2 yellow and 2 green); each strip is 1/2 inch x 6 inches.

During Class:

1. Take your first color and glue at right angles like so.
2. Then glue the 2 strips of the second color over the top as below.
3. Fold the color 1 strip over the color 2 strips as shown and continue... .. to the end.
4. Secure ends with glue.

Discuss: Like the braided paper, Ruth joined her life together with Naomi and with God.

Resource:

Worksheet or Coloring Sheet: <https://regenharrow.org.uk/wp-content/uploads/2020/10/Ruth-Word-Search.pdf> and <https://www.thenivbible.com/beautiful-word-coloring-bible-ruth-1-16/>

Activity: <https://www.jesus-without-language.net/ruth-ruth-2-make-2/>



Ruth



1. Naomi tells Ruth to stay in Moab, but Ruth instead decides to do what?
2. Boaz was a relative of Naomi, she tells Ruth to go do what in the fields of barley?
3. Boaz sees Ruth in the fields, and he does what?
4. The great-grandson of Ruth is who?
5. The story of Ruth is about what?

1. Naomi tells Ruth to stay in Moab, but Ruth instead decides to do what?
2. Boaz was a relative of Naomi, she tells Ruth to go do what in the fields of barley? Glean (pick leftover barley)
3. Boaz sees Ruth in the fields, and he does what? Falls in love with her and marries her
4. The great-grandson of Ruth is who? King David
5. The story of Ruth is about what? Faithfulness, love, devotion and redemption.