


St. Patrick's Anglican Church Sunday School

Teacher's Guide



New Testament/Advent

Feeding the 5000

Creation of the Material is a Team Effort if you have questions, please get in touch with us at:

sundayschool.stpatrickspsj@gmail.com

Sunday School Team: Fr. Mike Kerouac (spiritual advisor), Linda Simmen (writer/teacher), Carolyn Kerouac (editor/teacher), Paula Allen (teacher), Abby Valko (art/helper), Emmy Santiago (art/helper), and Brenda Heyward (crafts /art). *Your support and help are indispensable.

Special Thank you to everyone who has provided encouragement, prayers, and supplies. There would be no Sunday School without you as you provide the base for everything we do.

Contents

Introduction: 4

Step by Step Instructions on how to use the Children’s Sunday School Lesson Program 5

Season: Jesus Feeds the 5000 6

TEACHER’S NOTES 6

Learning Objective: 6

Memory Verse: 6

Scripture Reference: 6

Suggested Items 6

Preparation for Teaching: 6

Craft Activity Items:..... 6

Our Anglican Connection: 6

Objective: 6

Teaching Plan: 7

Introduction: Telling a Story..... 7

Play PowerPoint or Show Poster: “Feeding the 5000” 7

Story Board (Felt Board): “Feeding the 5000” 7

Lesson Reflection: 7

What Five Things Did I Learn Today? 8

Reflection Question(s): 8

Discussion Reflection(s):..... 8

Activity: Fish Bones 8

Alternate Activity: Fishes and Loaves 9

Preparation for next week: 9

Coloring Sheet: Feeding the 5000..... 10

Worksheet: Feeding the 5000..... 11

Poster: Feeding the 5000 12

Story Board Items: Feeding the 5000 13

Scripture: John 6:1-14 15

Alternate Scripture:..... 15

Alternate Scripture: Luke 9: 10-17 16

Activity Printable: Fish Bones..... 17

Activity Printable: Fishes and Loaves 19

Resource: 21

Take Home Sheet: Feeding the 5000 22

Introduction:

The Student Sunday School curriculum is designed for an Anglican church mixed-age class catering to 1st to 8th-grade students. It consists of separate independent lessons that can be used over a one to two-year cycle, following the Anglican seasons and lectionary.

The lessons cover several topics including Creation, Old Testament Heroes, Bible Stories, and New Testament subjects associated with Anglican seasons such as Christmas, Epiphany, Lent, and Easter, as well as the Parables of Jesus. Additionally, the curriculum covers Anglican basics such as the Saints, the Creeds, and the Sacraments, to provide students with a well-rounded understanding of tradition, scripture, and heritage.

While each lesson can be taught independently, some review may be necessary for students who did not attend the previous week. The Sunday School Lessons are aligned with the Anglican Seasons, including Advent, Christmas, Epiphany, Lent, Easter, Ascension, and Pentecost. Students will also learn how to use and navigate the Bible and the Book of Common Prayer.

Scripture for Meditation:

³ By faith we understand that the ^{1a}worlds were framed by the word of God so that the things which are seen were not made of things which are visible.—Hebrews 11:3 (NKJV)

“But ask the beasts, and they will teach you;
the birds of the heavens, and they will tell you;
or the bushes of the earth, and they will teach you;
and the fish of the sea will declare to you.
Who among all these does not know
that the hand of the Lord has done this?
In his hand is the life of every living thing
and the breath of all mankind. — Job 12:7-10 (ESV)

I have utilized the following books and sites if you are looking for additional information:

- Scripture is the New King James Version unless otherwise specified.
- “Lives of the Saints” by Hugo Hoever
- “All Saints” by Robert Ellsberg
- 1928 Book of Common Prayer
- The One Volume Commentary by J.R. Dummelow

Step by Step Instructions on how to use the Children's Sunday School Lesson Program

Each Lesson has a thematic lesson that follows the liturgical year (Advent, Christmas, Epiphany, Lent, Easter, Pentecost, Ascension, and Trinity Sundays) – users are encouraged to follow the format but are not limited to using them in the outlined order. Within the lessons, the majority are standalone, and self-contained except for the Creation story, Saint Paul, Anglican Boot Camp, and the Christmas program. The lessons are divided into two parts. The first part is for the teacher which includes learning objectives, preparation, and supplies. The second is for the student and includes “Telling a Story”, discussion questions, and a craft activity. To enhance the lesson there are posters, felt board pictures, coloring and worksheets, and a take-home sheet.

Before Sunday

Step 1: Review the theme or study for the upcoming Sunday School Lesson.

Step 2: Review the list of materials required for the activity for the upcoming Sunday and ensure all materials are available. Some Sundays have alternative activities, choose which activity you wish to do.

- A well-stocked craft cabinet is a must for Student Sunday School. Including in every lesson you will find a list of items that are recommended to be on hand.
- Colored Markers, colored pencils, crayons, paint, paint brushes, glue (white) or glue stick, scissors, hole punch, tape, googly eyes, small beads, popsicle sticks (small and large), and glitter (these are general materials for each lesson). Additionally, I keep – cardstock, construction paper, foam sheets, felt squares, and yarn all in multiple colors. Reach out to your congregation – I have found that a lot of people do crafts and are more than willing to donate craft materials to Student Sunday School.

Step 3: Print copies of the following for the number of students you anticipate in the Sunday School class (Optional).

- Coloring Sheet (there may be more than one page)
- Additional Sheets such as scripture sheets and take-home sheets (if applicable).

Sunday Morning Preparation– Arrive Early (10-5 minutes)

Step 4: Set up a projector and laptop for video, or TV screen. If you do not have access to a projector or TV, print PowerPoint or print the poster for that day or Felt Board items (age dependent).

Step 5: Pull out and put together the items needed for the activity and place them on a table or side table.

Step 6: Place Coloring/Work Sheets, Scripture Sheets (if applicable), and Take-Home Sheets (if applicable) in a location you can easily access. I usually print extra coloring or worksheets to put in the narthex for those who choose not to attend Sunday School or for others to take home.

Sunday Morning Arrival

Step 7: Greet each student as they arrive.

Step 8: Update the Attendance board and add guests.

Step 9: Light a Candle (recommended) and say an opening prayer (recommended)

Dear God, we thank you for everyone gathered here today and ask that you surround us with your powerful, life-changing presence. Thank you for loving each of us and for calling us to walk with you. We come before you as we meet and declare our dependence on you. Be a lamp unto our feet and a light unto our path. Amen.

Step 9: Pledge of Allegiance (recommended)

Step 10: Lord's Prayer

Advent: Jesus Feeds the 5000

TEACHER'S NOTES

Learning Objective:

- "Jesus can exceed our expectations, nothing here on earth is too big for God to accomplish".

Memory Verse:

⁹Then He commanded the multitudes to sit down on the grass. And He took the five loaves and the two fish, and looking up to heaven, He blessed and broke and gave the loaves to the disciples; and the disciples gave to the multitudes. Matthew 14:19

Scripture Reference: John 6:1-14

Alternate Scripture References: Matthew 14:13–21; Mark 6:31–44; Luke 9:12–17;

Suggested Items

Preparation for Teaching:

- PowerPoint presentation Name – Jesus Feeding the 5000
- Poster – Jesus Feeding the 5000
- Storyboard (based on the age of the group) – Jesus Feeding the 5000
- Bible Reference (Full Bible verses and alternates available at end of this document if NKJV are not available)
NKJV: Book Chapter Verse
- NKJV Study Bibles
- 1928 Book of Common Prayer

Craft Activity Items:

- Colored Markers, colored pencils, crayons, paint, paint brushes, glue (white) or glue stick, scissors, hole punch, tape, googly eyes, small beads, popsicle sticks (small and large), and glitter (these are general materials for each lesson).
- Primary Activity: Fish Bones (longer activity)
 - See Directions at the end of the document
- Alternate Activity: Fishes and Loaves (shorter activity)
 - Print the fish and loaves cutout.
 - Color and cut out the basket, fish, and loaves.
 - Tape or glue the basket and place the fish and loaves into the basket.

Our Anglican Connection:

- The story of the Fishes and Loaves is only one of two New Testament stories recorded in all four gospels (the other is the resurrection). In addition, it can be found as a reading for the Sunday before Advent and in Lent both times of preparation; Advent we prepare for Jesus' birth, and Lent we prepare for Jesus' death.

Objective:

The purpose of this section is to tell a story to the students. This can be done in one or more ways, but we have defined three options based on your unique teaching style and the age of the students. Some of the options will be better suited for different age groups or mixed age groups. For example: my students range from 9 years to 13 years (too old for a story/felt board) but still need visual aids. I will use PowerPoint and/or posters to tell a story. With PowerPoint, I can read or have the students read directly from the screen.

Teaching Plan:**Introduction: Telling a Story**

- Create a story of the lesson with each item bulleted below,
 - **After performing many healings Jesus went over the Sea of Galilee and many people followed him,**
 - Jesus went up on the mountain and sat with the disciples and he lifted his eyes and saw the great multitude who had followed him,
 - Jesus turns to his disciple Philip and asks him where we will find bread that these may eat- this was a test because he knew what he would do,
 - Andrew brings forward a young boy who has 5 barley loaves and 2 fish – but what are they among so many?
 - Jesus tells the disciples “Make the people sit down.” When the people sat down there were about 5000.
 - Jesus blesses the fish and loaves and gives them to the disciples to distribute.
 - When everyone had their fill, he asked the disciples to gather up the fragments that remained, so that nothing was lost.

Play PowerPoint or Show Poster: “Feeding the 5000”

Show PowerPoint (read the outline or story on PowerPoint) or poster and discuss items on the poster.

- Use the following Symbols or Characters
 1. Jesus speaking to the multitude
 2. Bread and Fishes
 3. Jesus Blessing the Bread
 4. Gather up the remnant bread and fishes

Story Board (Felt Board): “Feeding the 5000”

Add the items for today to the Story Board – talk about what each item represents.

- Use the following Symbols or Characters
 1. Jesus speaking to the multitude
 2. Bread and Fishes
 3. Jesus Blessing the Bread
 4. Gather up the remnant bread and fishes

Lesson Reflection:

Provide an opportunity for the students to say back to you what they understood about today's lesson. You can do this by one of the two options below. This is a great opportunity for you to see if they understood the material you presented.

What Five Things Did I Learn Today?

What Five Things Did I Learn Today?

Using a chalkboard or whiteboard write these down or have an older student who volunteers write them down.

Reflection Question(s):

Discussion Reflection(s): *use the discussion question that aligns with the direction you are emphasizing.

Lesson:**Question:**

1. Why did everyone follow him? Answer: They were hoping to have a miracle
2. Why did Jesus ask for food? Answer: The people had been with him and were hungry.
3. Who provided the food for the 5000? Answer: A small lad.
4. Advanced* What was significant about the miracle of the loaves and Passover? Answer: *Passover is referred to as the Feast of the Unleavened Bread. Jesus used this miracle to reenact the miracle of Passover.*

Discuss:

1. Do you believe the disciples thought they could feed everyone with 5 loaves and 2 fishes? Answer: *No, they wanted to purchase food.*
2. This miracle shows that Jesus cared for the 5000 physically, healthily, and in spirit. How should we thank Jesus for caring for us? Answer: *Praying for what we have and what we need.*

Activity: Fish Bones**Before Class:**

1. Use the pattern provided (2 options). Trace the pattern with a pencil to felt or cardboard.
2. For tissue paper cover (ATTACH TO CARDBOARD – SKIP THIS IF YOU ARE USING FELT): Cut tissue into 1" strips then cut circles from strips (they don't need to be perfect). Squeeze a puddle of glue onto a foam plate. Use a brush to apply an even coat onto a section of fish. Tap brush onto a circle of lime tissue then place on glue. Brush another thin coat over the top. Repeat the step with another section of tissue slightly overlapping the first. Keep applying tissue to sections letting dry as need till both sides are done. Cover the tail section with turquoise tissue. Let dry.
3. For Felt: make sure you cut out two heads and two tails. Using hot glue – glue them together leaving a space to insert the pipe cleaner.

**During Class:**

1. Add a single eye to each side of the head. Let Dry.
2. Cut away the bending section from straws. Use a hole punch to create a hole in the center of each straw. Line up straws in the desired color order.
3. To create the body, insert the bead and then the straw into the pipe cleaner repeating the step with all straws. Press together. Cut ends of pipe cleaner to about 2". Use a skewer to create a hole

in the center of the side of the fish's head and tail. Add a drop of glue to the ends of the pipe cleaner then insert it into holes.

4. Use scissors to carefully cut straws at an angle from head to tail as shown. Use the pattern provided.
5. Glue the eye into place.
6. To create a hanger, tie a knot in the center of the twine. Determine length then trim ends leaving about 2" overlap to back. Glue in place to back.

Detailed instructions including pictures and cutouts are available at the back of the booklet or in a separate document.

Alternate Activity: Fishes and Loaves

Before Class:

1. Print the fish and loaves cutout

During Class:

1. Color and cut out the basket, fish, and loaves.
2. Tape or glue the basket and place the fish and loaves into the basket.

Detailed instructions including pictures and cutouts are available at the back of the booklet or in a separate document.

Preparation for next week:

No preparation is required.

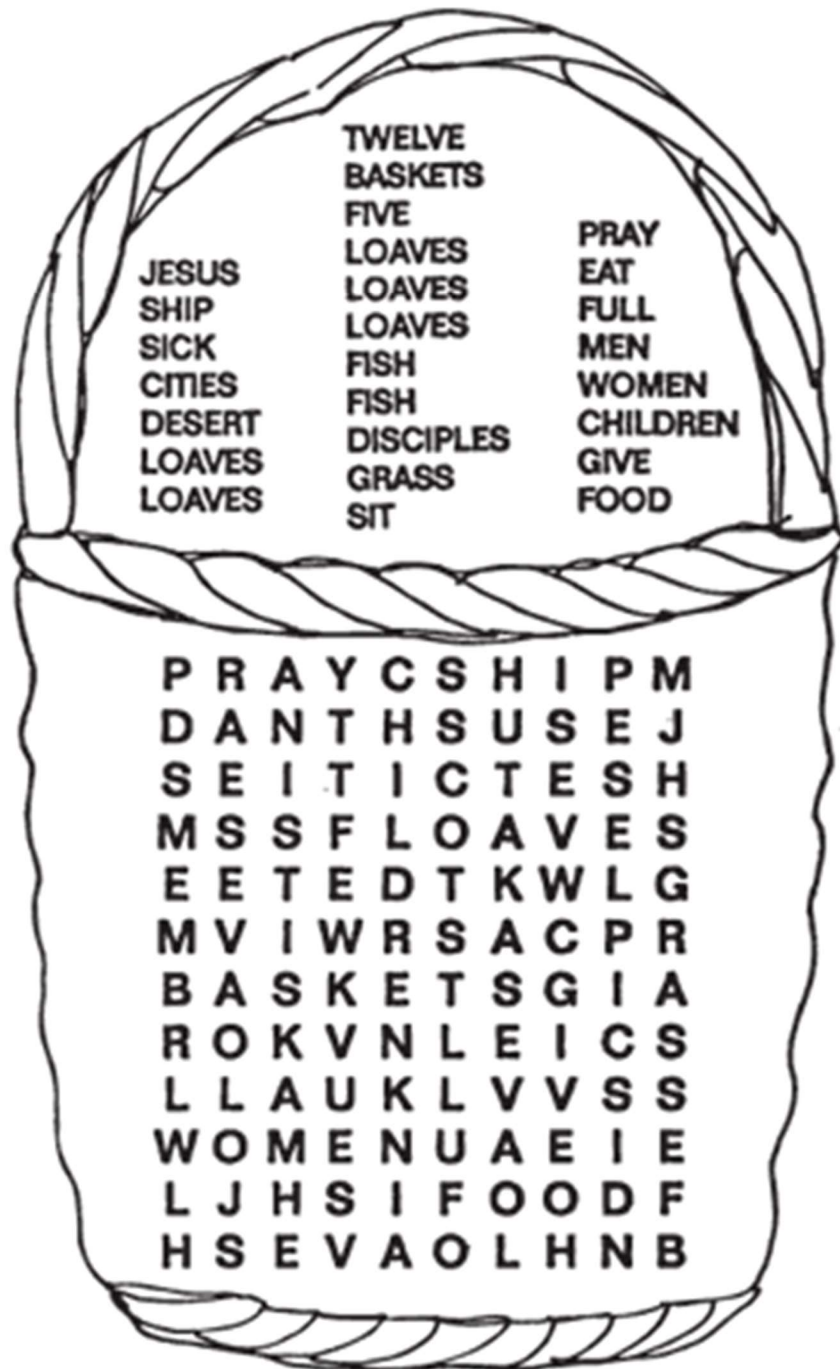


BibleWise




Jesus Feeds the Five Thousand

Matthew 14:13-21

Jesus fed over five thousand people with five loaves of bread and two fish. Some words from this story are hidden in the basket. Try to find all the words listed below.



Jesus Feeds the 5000







Scripture: John 6:1-14

⁶ After these things Jesus went over the sea of Galilee, which is the sea of Tiberias.

² And a great multitude followed him, because they saw his miracles which he did on them that were diseased.

³ And Jesus went up into a mountain, and there he sat with his disciples.

⁴ And the passover, a feast of the Jews, was nigh.

⁵ When Jesus then lifted up his eyes, and saw a great company come unto him, he saith unto Philip, Whence shall we buy bread, that these may eat?

⁶ And this he said to prove him: for he himself knew what he would do.

⁷ Philip answered him, Two hundred pennyworth of bread is not sufficient for them, that every one of them may take a little.

⁸ One of his disciples, Andrew, Simon Peter's brother, saith unto him,

⁹ There is a lad here, which hath five barley loaves, and two small fishes: but what are they among so many?

¹⁰ And Jesus said, Make the men sit down. Now there was much grass in the place. So the men sat down, in number about five thousand.

¹¹ And Jesus took the loaves; and when he had given thanks, he distributed to the disciples, and the disciples to them that were set down; and likewise of the fishes as much as they would.

¹² When they were filled, he said unto his disciples, Gather up the fragments that remain, that nothing be lost.

¹³ Therefore they gathered them together, and filled twelve baskets with the fragments of the five barley loaves, which remained over and above unto them that had eaten.

¹⁴ Then those men, when they had seen the miracle that Jesus did, said, This is of a truth that prophet that should come into the world.

Alternate Scripture: Matthew 14:13-21

¹³ When Jesus heard of it, he departed thence by ship into a desert place apart: and when the people had heard thereof, they followed him on foot out of the cities.

¹⁴ And Jesus went forth, and saw a great multitude, and was moved with compassion toward them, and he healed their sick.

¹⁵ And when it was evening, his disciples came to him, saying, This is a desert place, and the time is now past; send the multitude away, that they may go into the villages, and buy themselves victuals.

¹⁶ But Jesus said unto them, They need not depart; give ye them to eat.

¹⁷ And they say unto him, We have here but five loaves, and two fishes.

¹⁸ He said, Bring them hither to me.

¹⁹ And he commanded the multitude to sit down on the grass, and took the five loaves, and the two fishes, and looking up to heaven, he blessed, and brake, and gave the loaves to his disciples, and the disciples to the multitude.

²⁰ And they did all eat, and were filled: and they took up of the fragments that remained twelve baskets full.

²¹ And they that had eaten were about five thousand men, beside women and children.

Alternate Scripture: Luke 9: 10-17

¹⁰ And the apostles, when they were returned, told him all that they had done. And he took them, and went aside privately into a desert place belonging to the city called Bethsaida.

¹¹ And the people, when they knew it, followed him: and he received them, and spake unto them of the kingdom of God, and healed them that had need of healing.

¹² And when the day began to wear away, then came the twelve, and said unto him, Send the multitude away, that they may go into the towns and country round about, and lodge, and get victuals: for we are here in a desert place.

¹³ But he said unto them, Give ye them to eat. And they said, We have no more but five loaves and two fishes; except we should go and buy meat for all this people.

¹⁴ For they were about five thousand men. And he said to his disciples, Make them sit down by fifties in a company.

¹⁵ And they did so, and made them all sit down.

¹⁶ Then he took the five loaves and the two fishes, and looking up to heaven, he blessed them, and brake, and gave to the disciples to set before the multitude.

¹⁷ And they did eat, and were all filled: and there was taken up of fragments that remained to them twelve baskets.

Alternate Scripture: Mark 6:31-44

³¹ And He said to them, "Come aside by yourselves to a deserted place and rest a while." For there were many coming and going, and they did not even have time to eat. ³² So they departed to a deserted place in the boat by themselves.

³³ But ^[a]the multitudes saw them departing, and many knew Him and ran there on foot from all the cities. They arrived before them and came together to Him. ³⁴ And Jesus, when He came out, saw a great multitude and was moved with compassion for them, because they were like sheep not having a shepherd. So He began to teach them many things. ³⁵ When the day was now far spent, His disciples came to Him and said, "This is a deserted place, and already the hour is late. ³⁶ Send them away, that they may go into the surrounding country and villages and buy themselves ^[b]bread; for they have nothing to eat."

³⁷ But He answered and said to them, "You give them something to eat."

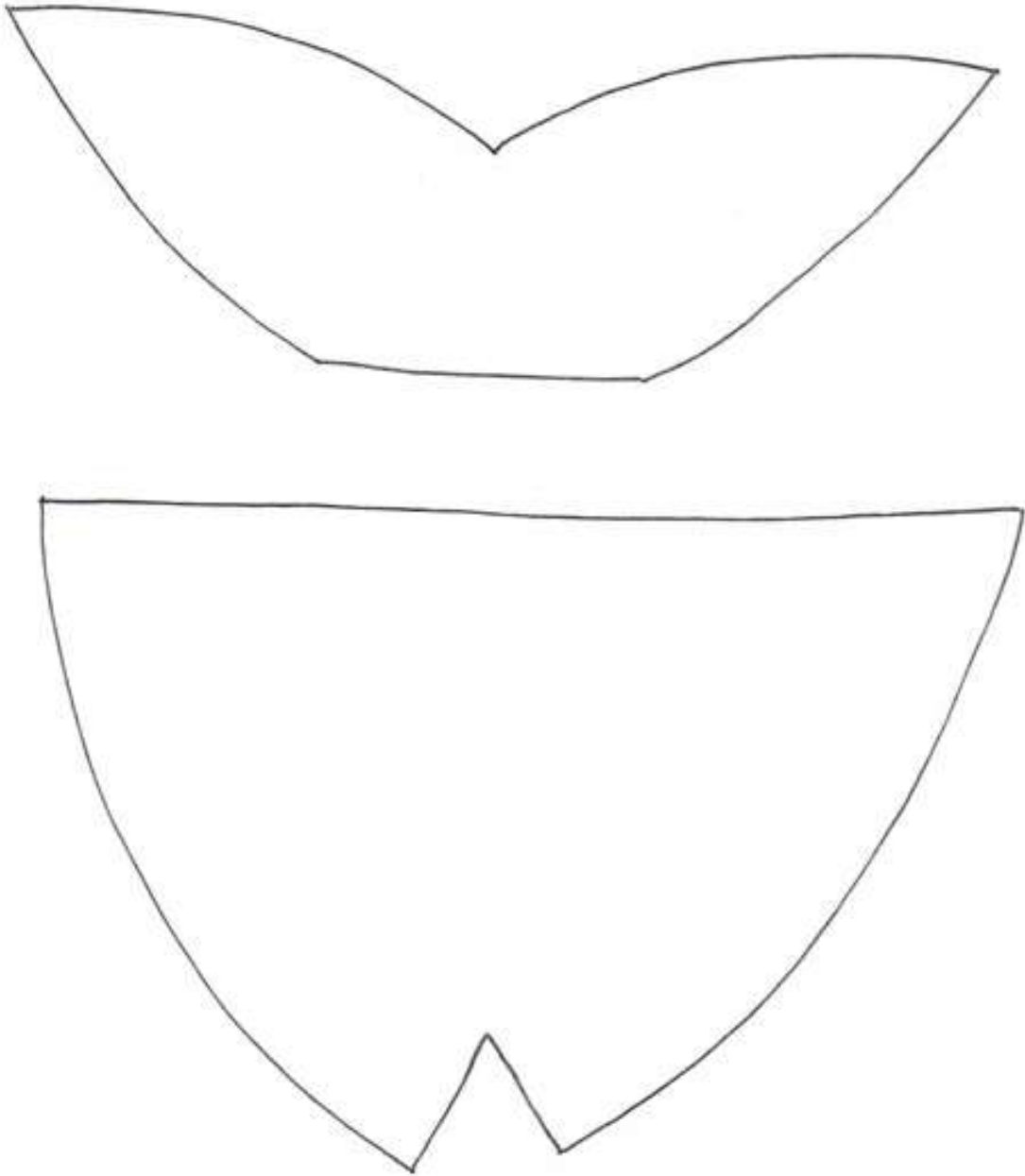
And they said to Him, "Shall we go and buy two hundred denarii worth of bread and give them *something* to eat?"

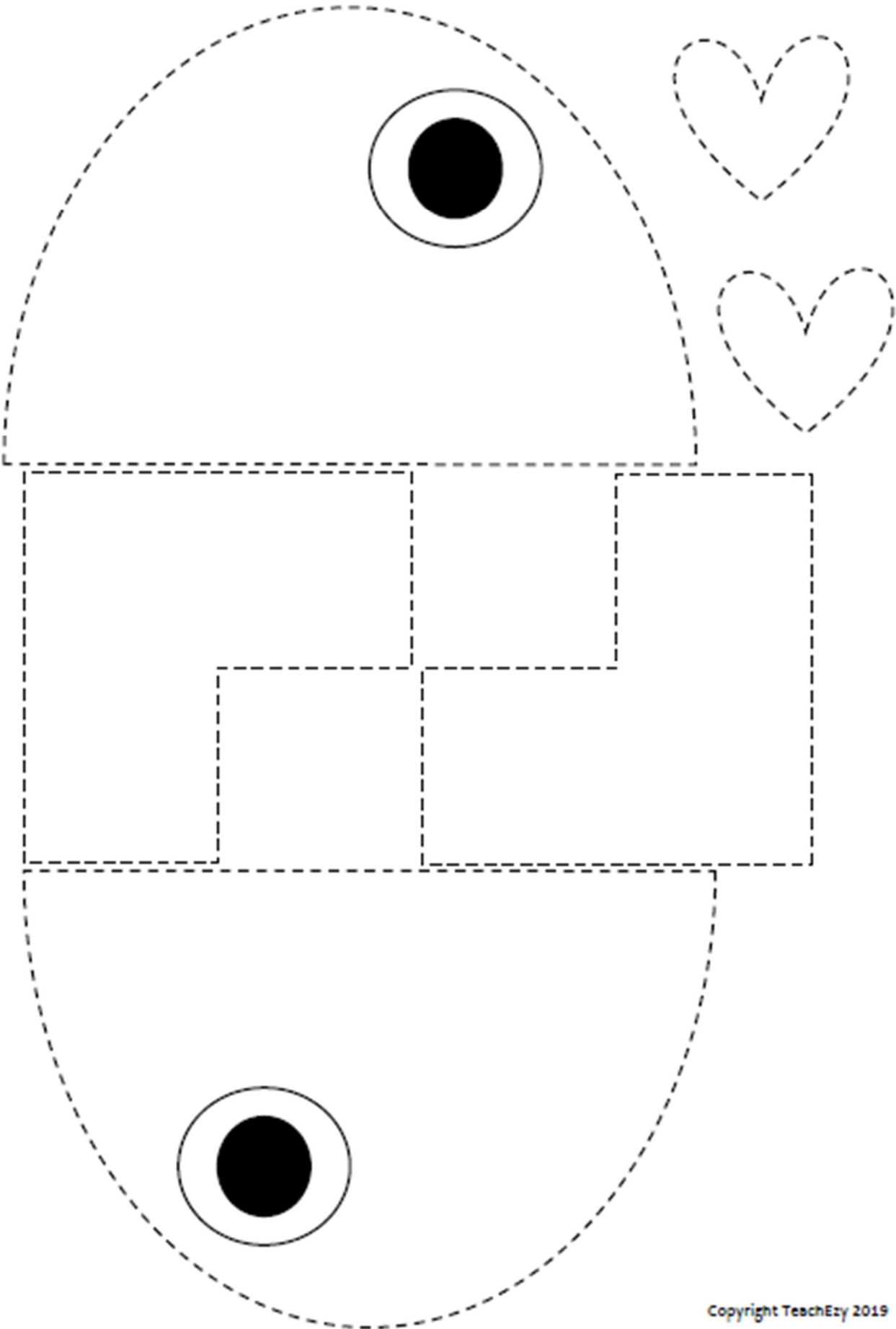
³⁸ But He said to them, "How many loaves do you have? Go and see."

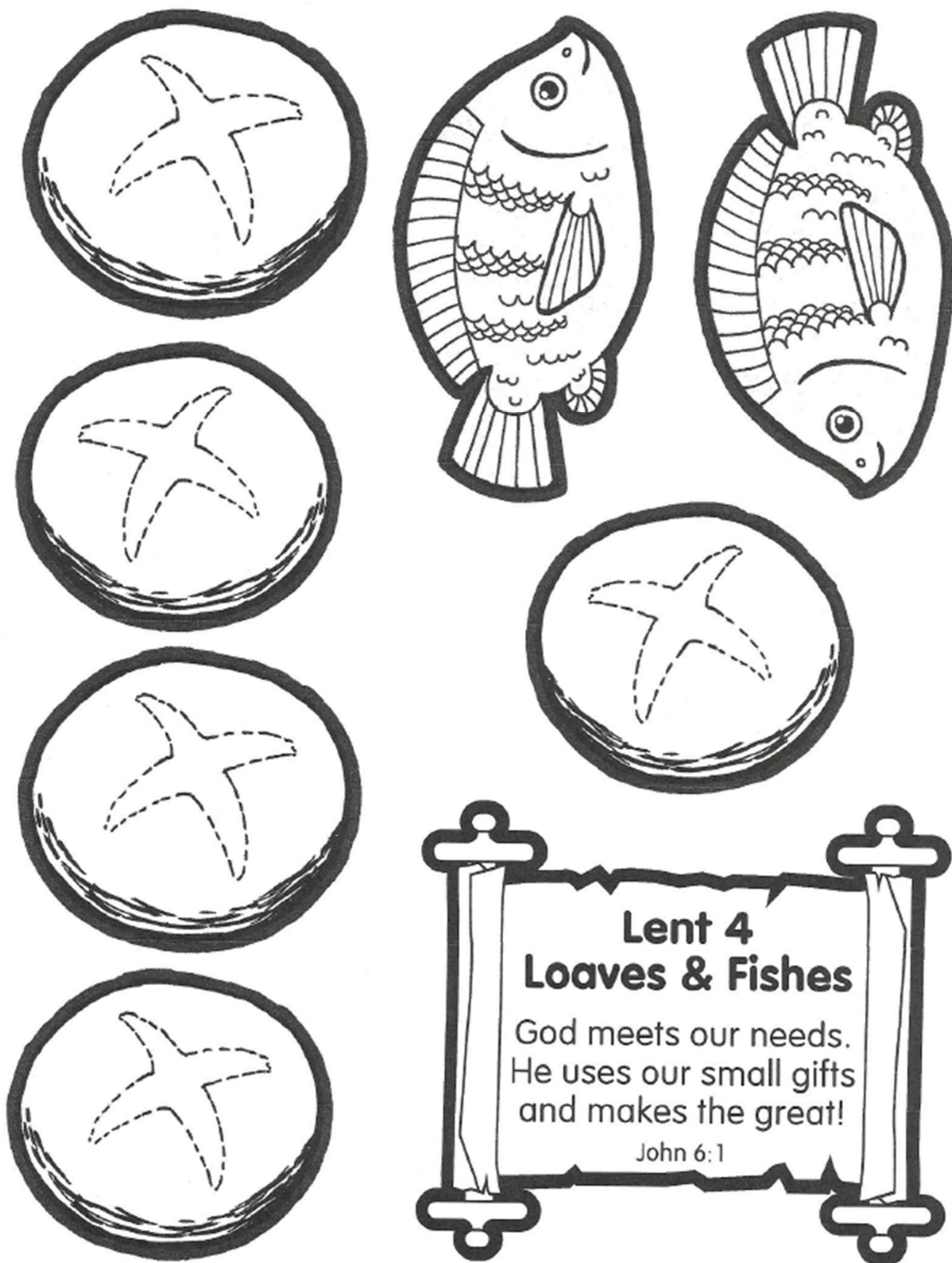
And when they found out they said, "Five, and two fish."

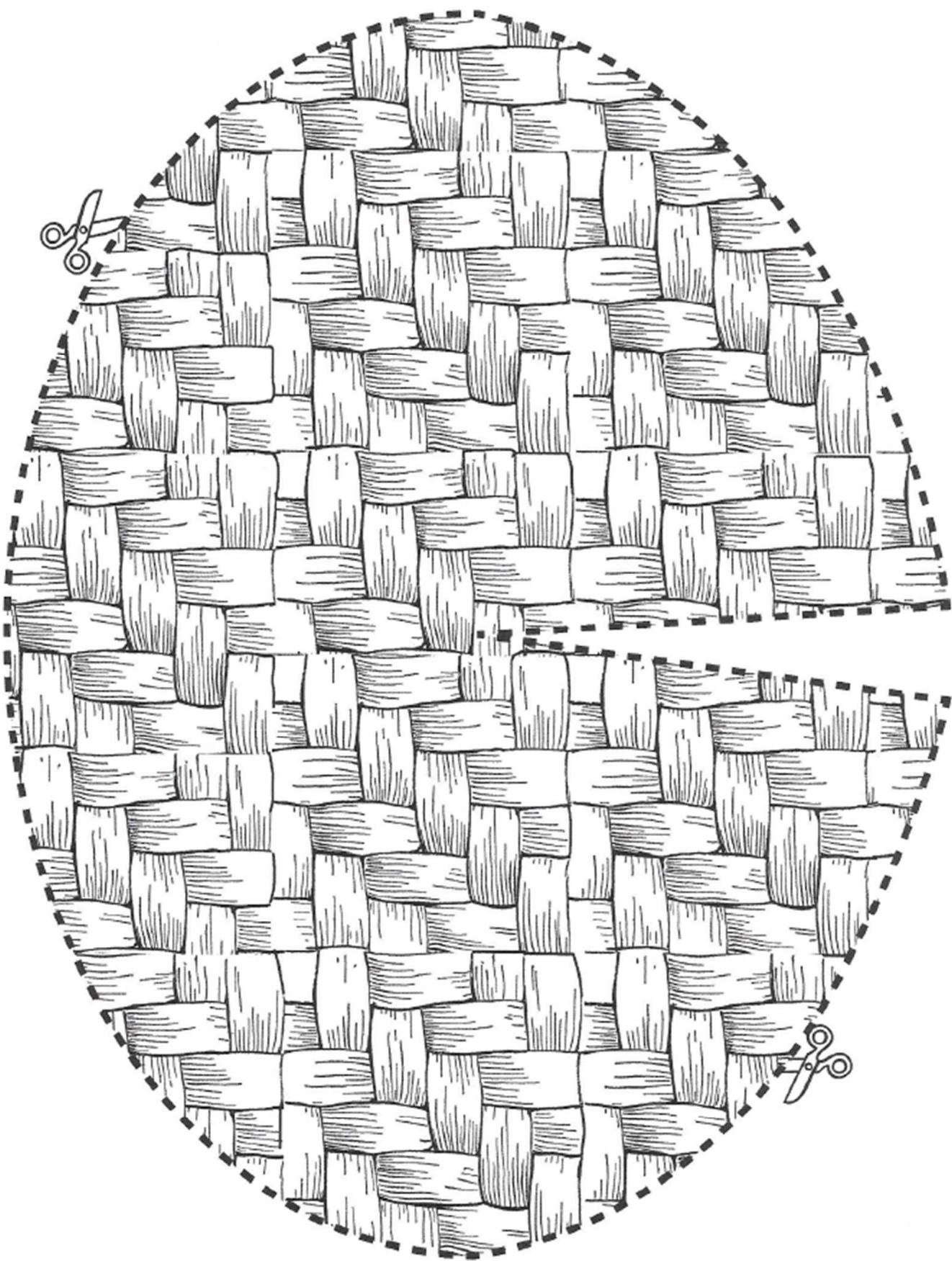
³⁹ Then He commanded them to make them all sit down in groups on the green grass. ⁴⁰ So they sat down in ranks, in hundreds and in fifties. ⁴¹ And when He had taken the five loaves and the two fish, He looked up to heaven, blessed and broke the loaves, and gave *them* to His disciples to set before them; and the two fish He divided among *them* all. ⁴² So they all ate and were filled. ⁴³ And they took up twelve baskets full of fragments and of the fish. ⁴⁴ Now those who had eaten the loaves were ^[c]about five thousand men.

Straw Fish Pattern











Resource:

Activity: <https://www.youtube.com/watch?v=0qM95OktvRo> Fish Bones video (basics)
https://www.craftsforkids.com/projects/1800/1801/Hands_On_Crafts_For_Kids_1801-2.htm

Jesus Feeds the 5000




1. How many fishes and loaves did the boy provide?
2. Why were the people hungry?
3. What did Jesus do before he distributed the bread and fishes?
4. Was there any bread and fish left over?



1. How many fishes and loaves did the boy provide? 5 loaves and 2 fish
2. Why were the people hungry? They had been following Jesus for a while
3. What did Jesus do before he distributed the bread and fishes? He blessed them
4. Was there any bread and fish left over? Yes!

St. Patrick's Anglican Church Sunday School

Teacher's Guide



New Testament/Advent

Feeding the 5000

Creation of the Material is a Team Effort if you have questions, please get in touch with us at:

sundayschool.stpatrickspsj@gmail.com

Sunday School Team: Fr. Mike Kerouac (spiritual advisor), Linda Simmen (writer/teacher), Carolyn Kerouac (editor/teacher), Paula Allen (teacher), Abby Valko (art/helper), Emmy Santiago (art/helper), and Brenda Heyward (crafts /art). *Your support and help are indispensable.

Special Thank you to everyone who has provided encouragement, prayers, and supplies. There would be no Sunday School without you as you provide the base for everything we do.

Contents

Introduction: 4

Step by Step Instructions on how to use the Children’s Sunday School Lesson Program 5

Season: Jesus Feeds the 5000 6

TEACHER’S NOTES 6

Learning Objective: 6

Memory Verse: 6

Scripture Reference: 6

Suggested Items 6

Preparation for Teaching: 6

Craft Activity Items:..... 6

Our Anglican Connection: 6

Objective: 6

Teaching Plan: 7

Introduction: Telling a Story..... 7

Play PowerPoint or Show Poster: “Feeding the 5000” 7

Story Board (Felt Board): “Feeding the 5000” 7

Lesson Reflection: 7

What Five Things Did I Learn Today? 8

Reflection Question(s): 8

Discussion Reflection(s):..... 8

Activity: Fish Bones 8

Alternate Activity: Fishes and Loaves 9

Preparation for next week: 9

Coloring Sheet: Feeding the 5000..... 10

Worksheet: Feeding the 5000..... 11

Poster: Feeding the 5000 12

Story Board Items: Feeding the 5000 13

Scripture: John 6:1-14 15

Alternate Scripture:..... 15

Alternate Scripture: Luke 9: 10-17 16

Activity Printable: Fish Bones..... 17

Activity Printable: Fishes and Loaves 19

Resource: 21

Take Home Sheet: Feeding the 5000 22

Introduction:

The Student Sunday School curriculum is designed for an Anglican church mixed-age class catering to 1st to 8th-grade students. It consists of separate independent lessons that can be used over a one to two-year cycle, following the Anglican seasons and lectionary.

The lessons cover several topics including Creation, Old Testament Heroes, Bible Stories, and New Testament subjects associated with Anglican seasons such as Christmas, Epiphany, Lent, and Easter, as well as the Parables of Jesus. Additionally, the curriculum covers Anglican basics such as the Saints, the Creeds, and the Sacraments, to provide students with a well-rounded understanding of tradition, scripture, and heritage.

While each lesson can be taught independently, some review may be necessary for students who did not attend the previous week. The Sunday School Lessons are aligned with the Anglican Seasons, including Advent, Christmas, Epiphany, Lent, Easter, Ascension, and Pentecost. Students will also learn how to use and navigate the Bible and the Book of Common Prayer.

Scripture for Meditation:

³ By faith we understand that the ^{1a}worlds were framed by the word of God so that the things which are seen were not made of things which are visible.—Hebrews 11:3 (NKJV)

“But ask the beasts, and they will teach you;
the birds of the heavens, and they will tell you;
or the bushes of the earth, and they will teach you;
and the fish of the sea will declare to you.
Who among all these does not know
that the hand of the Lord has done this?
In his hand is the life of every living thing
and the breath of all mankind. — Job 12:7-10 (ESV)

I have utilized the following books and sites if you are looking for additional information:

- Scripture is the New King James Version unless otherwise specified.
- “Lives of the Saints” by Hugo Hoever
- “All Saints” by Robert Ellsberg
- 1928 Book of Common Prayer
- The One Volume Commentary by J.R. Dummelow

Step by Step Instructions on how to use the Children's Sunday School Lesson Program

Each Lesson has a thematic lesson that follows the liturgical year (Advent, Christmas, Epiphany, Lent, Easter, Pentecost, Ascension, and Trinity Sundays) – users are encouraged to follow the format but are not limited to using them in the outlined order. Within the lessons, the majority are standalone, and self-contained except for the Creation story, Saint Paul, Anglican Boot Camp, and the Christmas program. The lessons are divided into two parts. The first part is for the teacher which includes learning objectives, preparation, and supplies. The second is for the student and includes “Telling a Story”, discussion questions, and a craft activity. To enhance the lesson there are posters, felt board pictures, coloring and worksheets, and a take-home sheet.

Before Sunday

Step 1: Review the theme or study for the upcoming Sunday School Lesson.

Step 2: Review the list of materials required for the activity for the upcoming Sunday and ensure all materials are available. Some Sundays have alternative activities, choose which activity you wish to do.

- A well-stocked craft cabinet is a must for Student Sunday School. Including in every lesson you will find a list of items that are recommended to be on hand.
- Colored Markers, colored pencils, crayons, paint, paint brushes, glue (white) or glue stick, scissors, hole punch, tape, googly eyes, small beads, popsicle sticks (small and large), and glitter (these are general materials for each lesson). Additionally, I keep – cardstock, construction paper, foam sheets, felt squares, and yarn all in multiple colors. Reach out to your congregation – I have found that a lot of people do crafts and are more than willing to donate craft materials to Student Sunday School.

Step 3: Print copies of the following for the number of students you anticipate in the Sunday School class (Optional).

- Coloring Sheet (there may be more than one page)
- Additional Sheets such as scripture sheets and take-home sheets (if applicable).

Sunday Morning Preparation– Arrive Early (10-5 minutes)

Step 4: Set up a projector and laptop for video, or TV screen. If you do not have access to a projector or TV, print PowerPoint or print the poster for that day or Felt Board items (age dependent).

Step 5: Pull out and put together the items needed for the activity and place them on a table or side table.

Step 6: Place Coloring/Work Sheets, Scripture Sheets (if applicable), and Take-Home Sheets (if applicable) in a location you can easily access. I usually print extra coloring or worksheets to put in the narthex for those who choose not to attend Sunday School or for others to take home.

Sunday Morning Arrival

Step 7: Greet each student as they arrive.

Step 8: Update the Attendance board and add guests.

Step 9: Light a Candle (recommended) and say an opening prayer (recommended)

Dear God, we thank you for everyone gathered here today and ask that you surround us with your powerful, life-changing presence. Thank you for loving each of us and for calling us to walk with you. We come before you as we meet and declare our dependence on you. Be a lamp unto our feet and a light unto our path. Amen.

Step 9: Pledge of Allegiance (recommended)

Step 10: Lord's Prayer

Advent: Jesus Feeds the 5000

TEACHER'S NOTES

Learning Objective:

- "Jesus can exceed our expectations, nothing here on earth is too big for God to accomplish".

Memory Verse:

⁹Then He commanded the multitudes to sit down on the grass. And He took the five loaves and the two fish, and looking up to heaven, He blessed and broke and gave the loaves to the disciples; and the disciples gave to the multitudes. Matthew 14:19

Scripture Reference: John 6:1-14

Alternate Scripture References: Matthew 14:13–21; Mark 6:31–44; Luke 9:12–17;

Suggested Items

Preparation for Teaching:

- PowerPoint presentation Name – Jesus Feeding the 5000
- Poster – Jesus Feeding the 5000
- Storyboard (based on the age of the group) – Jesus Feeding the 5000
- Bible Reference (Full Bible verses and alternates available at end of this document if NKJV are not available)
NKJV: Book Chapter Verse
- NKJV Study Bibles
- 1928 Book of Common Prayer

Craft Activity Items:

- Colored Markers, colored pencils, crayons, paint, paint brushes, glue (white) or glue stick, scissors, hole punch, tape, googly eyes, small beads, popsicle sticks (small and large), and glitter (these are general materials for each lesson).
- Primary Activity: Fish Bones (longer activity)
 - See Directions at the end of the document
- Alternate Activity: Fishes and Loaves (shorter activity)
 - Print the fish and loaves cutout.
 - Color and cut out the basket, fish, and loaves.
 - Tape or glue the basket and place the fish and loaves into the basket.

Our Anglican Connection:

- The story of the Fishes and Loaves is only one of two New Testament stories recorded in all four gospels (the other is the resurrection). In addition, it can be found as a reading for the Sunday before Advent and in Lent both times of preparation; Advent we prepare for Jesus' birth, and Lent we prepare for Jesus' death.

Objective:

The purpose of this section is to tell a story to the students. This can be done in one or more ways, but we have defined three options based on your unique teaching style and the age of the students. Some of the options will be better suited for different age groups or mixed age groups. For example: my students range from 9 years to 13 years (too old for a story/felt board) but still need visual aids. I will use PowerPoint and/or posters to tell a story. With PowerPoint, I can read or have the students read directly from the screen.

Teaching Plan:**Introduction: Telling a Story**

- Create a story of the lesson with each item bulleted below,
 - **After performing many healings Jesus went over the Sea of Galilee and many people followed him,**
 - Jesus went up on the mountain and sat with the disciples and he lifted his eyes and saw the great multitude who had followed him,
 - Jesus turns to his disciple Philip and asks him where we will find bread that these may eat- this was a test because he knew what he would do,
 - Andrew brings forward a young boy who has 5 barley loaves and 2 fish – but what are they among so many?
 - Jesus tells the disciples “Make the people sit down.” When the people sat down there were about 5000.
 - Jesus blesses the fish and loaves and gives them to the disciples to distribute.
 - When everyone had their fill, he asked the disciples to gather up the fragments that remained, so that nothing was lost.

Play PowerPoint or Show Poster: “Feeding the 5000”

Show PowerPoint (read the outline or story on PowerPoint) or poster and discuss items on the poster.

- Use the following Symbols or Characters
 1. Jesus speaking to the multitude
 2. Bread and Fishes
 3. Jesus Blessing the Bread
 4. Gather up the remnant bread and fishes

Story Board (Felt Board): “Feeding the 5000”

Add the items for today to the Story Board – talk about what each item represents.

- Use the following Symbols or Characters
 1. Jesus speaking to the multitude
 2. Bread and Fishes
 3. Jesus Blessing the Bread
 4. Gather up the remnant bread and fishes

Lesson Reflection:

Provide an opportunity for the students to say back to you what they understood about today's lesson. You can do this by one of the two options below. This is a great opportunity for you to see if they understood the material you presented.

What Five Things Did I Learn Today?

What Five Things Did I Learn Today?

Using a chalkboard or whiteboard write these down or have an older student who volunteers write them down.

Reflection Question(s):

Discussion Reflection(s): *use the discussion question that aligns with the direction you are emphasizing.

Lesson:**Question:**

1. Why did everyone follow him? Answer: They were hoping to have a miracle
2. Why did Jesus ask for food? Answer: The people had been with him and were hungry.
3. Who provided the food for the 5000? Answer: A small lad.
4. Advanced* What was significant about the miracle of the loaves and Passover? Answer: *Passover is referred to as the Feast of the Unleavened Bread. Jesus used this miracle to reenact the miracle of Passover.*

Discuss:

1. Do you believe the disciples thought they could feed everyone with 5 loaves and 2 fishes? Answer: *No, they wanted to purchase food.*
2. This miracle shows that Jesus cared for the 5000 physically, healthily, and in spirit. How should we thank Jesus for caring for us? Answer: *Praying for what we have and what we need.*

Activity: Fish Bones**Before Class:**

1. Use the pattern provided (2 options). Trace the pattern with a pencil to felt or cardboard.
2. For tissue paper cover (ATTACH TO CARDBOARD – SKIP THIS IF YOU ARE USING FELT): Cut tissue into 1" strips then cut circles from strips (they don't need to be perfect). Squeeze a puddle of glue onto a foam plate. Use a brush to apply an even coat onto a section of fish. Tap brush onto a circle of lime tissue then place on glue. Brush another thin coat over the top. Repeat the step with another section of tissue slightly overlapping the first. Keep applying tissue to sections letting dry as need till both sides are done. Cover the tail section with turquoise tissue. Let dry.
3. For Felt: make sure you cut out two heads and two tails. Using hot glue – glue them together leaving a space to insert the pipe cleaner.

**During Class:**

1. Add a single eye to each side of the head. Let Dry.
2. Cut away the bending section from straws. Use a hole punch to create a hole in the center of each straw. Line up straws in the desired color order.
3. To create the body, insert the bead and then the straw into the pipe cleaner repeating the step with all straws. Press together. Cut ends of pipe cleaner to about 2". Use a skewer to create a hole

in the center of the side of the fish's head and tail. Add a drop of glue to the ends of the pipe cleaner then insert it into holes.

4. Use scissors to carefully cut straws at an angle from head to tail as shown. Use the pattern provided.
5. Glue the eye into place.
6. To create a hanger, tie a knot in the center of the twine. Determine length then trim ends leaving about 2" overlap to back. Glue in place to back.

Detailed instructions including pictures and cutouts are available at the back of the booklet or in a separate document.

Alternate Activity: Fishes and Loaves

Before Class:

1. Print the fish and loaves cutout

During Class:

1. Color and cut out the basket, fish, and loaves.
2. Tape or glue the basket and place the fish and loaves into the basket.

Detailed instructions including pictures and cutouts are available at the back of the booklet or in a separate document.

Preparation for next week:

No preparation is required.

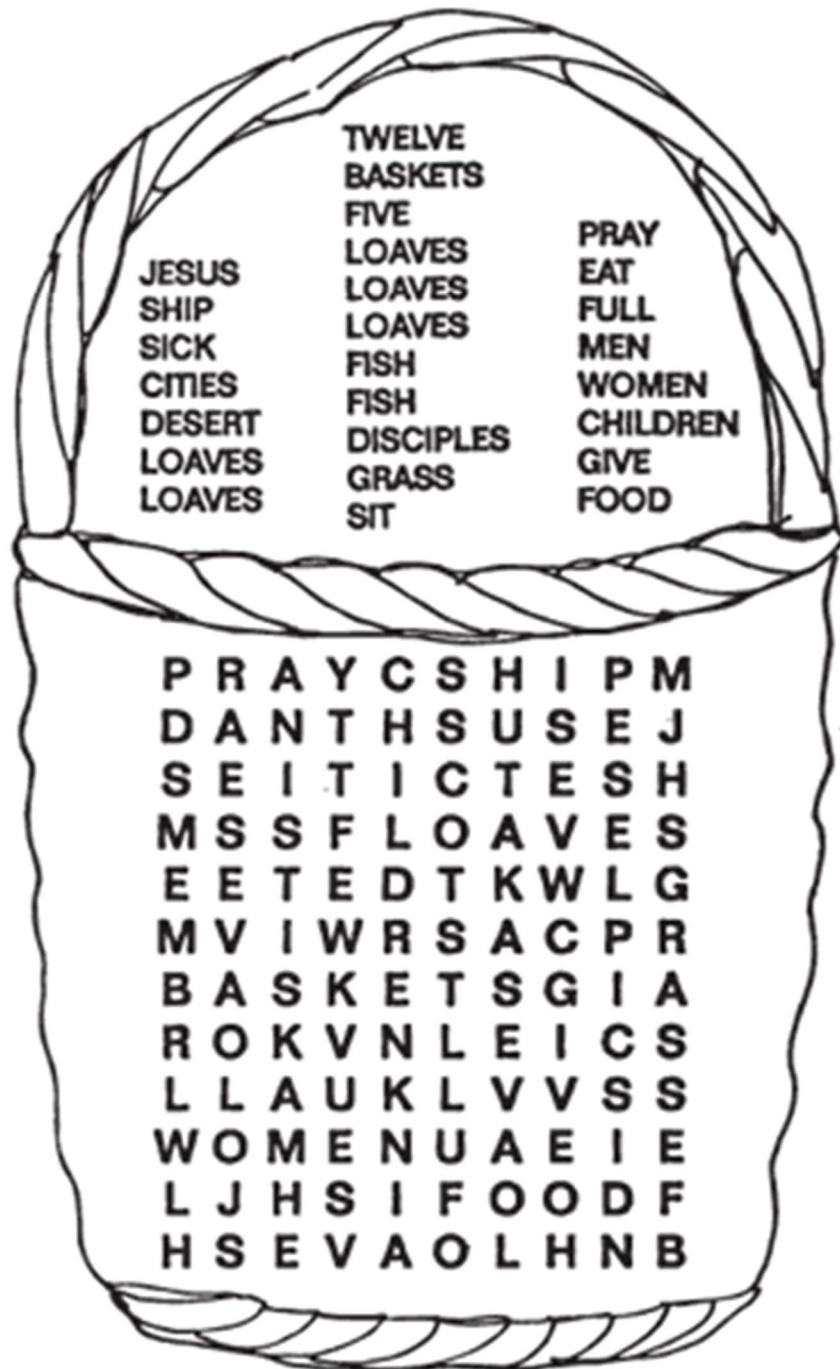


BibleWise




Jesus Feeds the Five Thousand

Matthew 14:13-21

Jesus fed over five thousand people with five loaves of bread and two fish. Some words from this story are hidden in the basket. Try to find all the words listed below.



Jesus Feeds the 5000







Scripture: John 6:1-14

⁶ After these things Jesus went over the sea of Galilee, which is the sea of Tiberias.

² And a great multitude followed him, because they saw his miracles which he did on them that were diseased.

³ And Jesus went up into a mountain, and there he sat with his disciples.

⁴ And the passover, a feast of the Jews, was nigh.

⁵ When Jesus then lifted up his eyes, and saw a great company come unto him, he saith unto Philip, Whence shall we buy bread, that these may eat?

⁶ And this he said to prove him: for he himself knew what he would do.

⁷ Philip answered him, Two hundred pennyworth of bread is not sufficient for them, that every one of them may take a little.

⁸ One of his disciples, Andrew, Simon Peter's brother, saith unto him,

⁹ There is a lad here, which hath five barley loaves, and two small fishes: but what are they among so many?

¹⁰ And Jesus said, Make the men sit down. Now there was much grass in the place. So the men sat down, in number about five thousand.

¹¹ And Jesus took the loaves; and when he had given thanks, he distributed to the disciples, and the disciples to them that were set down; and likewise of the fishes as much as they would.

¹² When they were filled, he said unto his disciples, Gather up the fragments that remain, that nothing be lost.

¹³ Therefore they gathered them together, and filled twelve baskets with the fragments of the five barley loaves, which remained over and above unto them that had eaten.

¹⁴ Then those men, when they had seen the miracle that Jesus did, said, This is of a truth that prophet that should come into the world.

Alternate Scripture: Matthew 14:13-21

¹³ When Jesus heard of it, he departed thence by ship into a desert place apart: and when the people had heard thereof, they followed him on foot out of the cities.

¹⁴ And Jesus went forth, and saw a great multitude, and was moved with compassion toward them, and he healed their sick.

¹⁵ And when it was evening, his disciples came to him, saying, This is a desert place, and the time is now past; send the multitude away, that they may go into the villages, and buy themselves victuals.

¹⁶ But Jesus said unto them, They need not depart; give ye them to eat.

¹⁷ And they say unto him, We have here but five loaves, and two fishes.

¹⁸ He said, Bring them hither to me.

¹⁹ And he commanded the multitude to sit down on the grass, and took the five loaves, and the two fishes, and looking up to heaven, he blessed, and brake, and gave the loaves to his disciples, and the disciples to the multitude.

²⁰ And they did all eat, and were filled: and they took up of the fragments that remained twelve baskets full.

²¹ And they that had eaten were about five thousand men, beside women and children.

Alternate Scripture: Luke 9: 10-17

¹⁰ And the apostles, when they were returned, told him all that they had done. And he took them, and went aside privately into a desert place belonging to the city called Bethsaida.

¹¹ And the people, when they knew it, followed him: and he received them, and spake unto them of the kingdom of God, and healed them that had need of healing.

¹² And when the day began to wear away, then came the twelve, and said unto him, Send the multitude away, that they may go into the towns and country round about, and lodge, and get victuals: for we are here in a desert place.

¹³ But he said unto them, Give ye them to eat. And they said, We have no more but five loaves and two fishes; except we should go and buy meat for all this people.

¹⁴ For they were about five thousand men. And he said to his disciples, Make them sit down by fifties in a company.

¹⁵ And they did so, and made them all sit down.

¹⁶ Then he took the five loaves and the two fishes, and looking up to heaven, he blessed them, and brake, and gave to the disciples to set before the multitude.

¹⁷ And they did eat, and were all filled: and there was taken up of fragments that remained to them twelve baskets.

Alternate Scripture: Mark 6:31-44

³¹ And He said to them, "Come aside by yourselves to a deserted place and rest a while." For there were many coming and going, and they did not even have time to eat. ³² So they departed to a deserted place in the boat by themselves.

³³ But ^[a]the multitudes saw them departing, and many knew Him and ran there on foot from all the cities. They arrived before them and came together to Him. ³⁴ And Jesus, when He came out, saw a great multitude and was moved with compassion for them, because they were like sheep not having a shepherd. So He began to teach them many things. ³⁵ When the day was now far spent, His disciples came to Him and said, "This is a deserted place, and already the hour is late. ³⁶ Send them away, that they may go into the surrounding country and villages and buy themselves ^[b]bread; for they have nothing to eat."

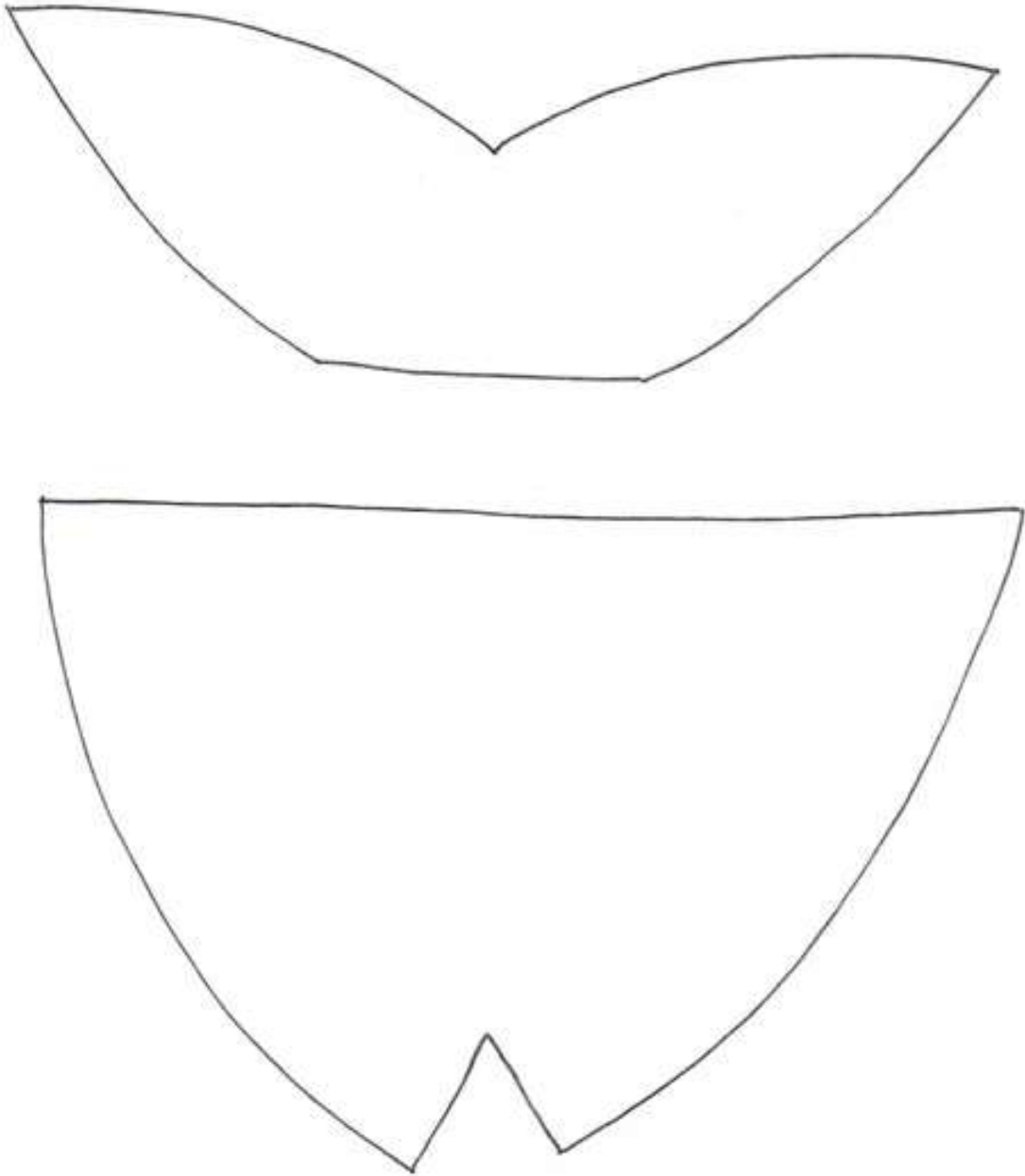
³⁷ But He answered and said to them, "You give them something to eat."

And they said to Him, "Shall we go and buy two hundred denarii worth of bread and give them *something* to eat?"

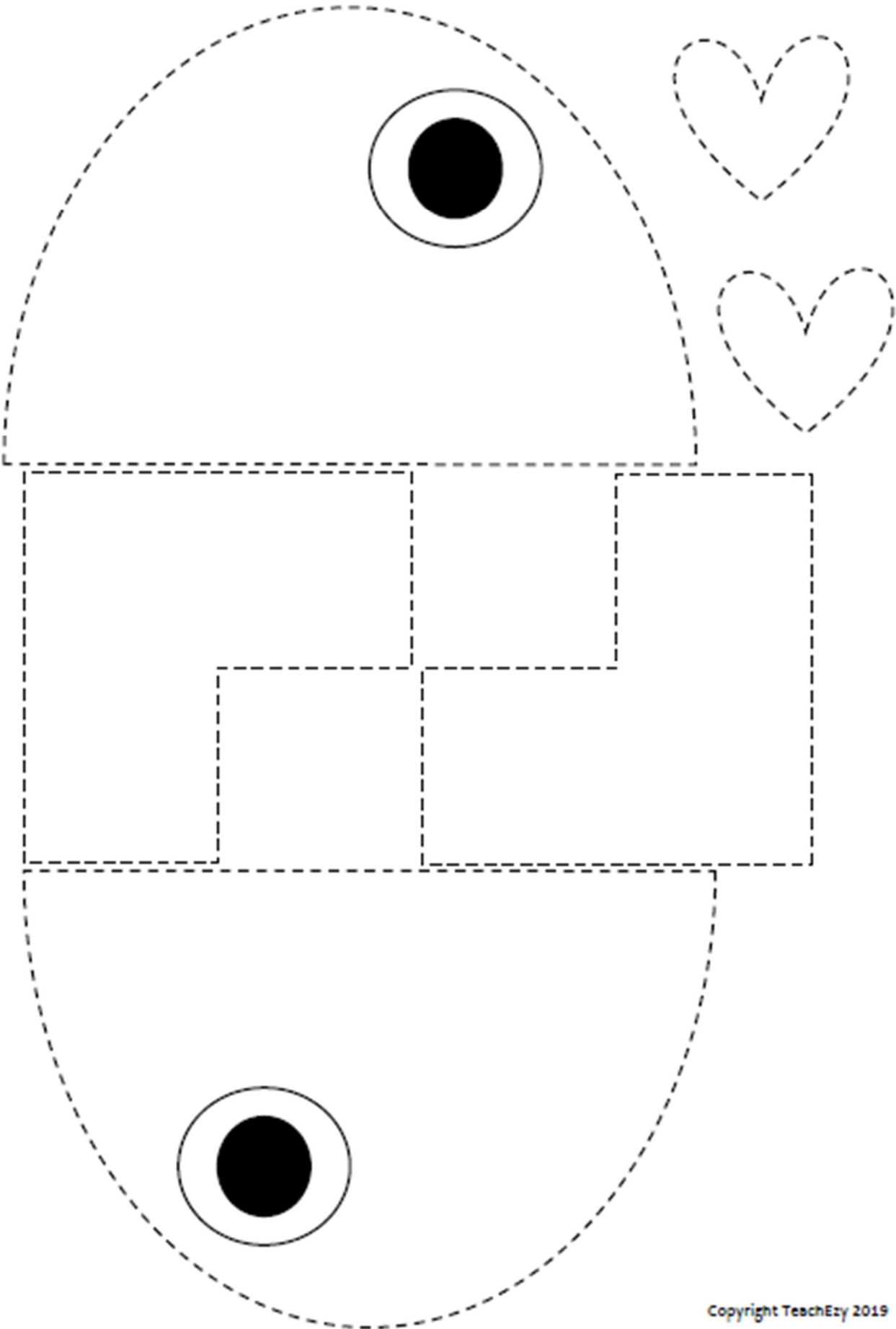
³⁸ But He said to them, "How many loaves do you have? Go and see."

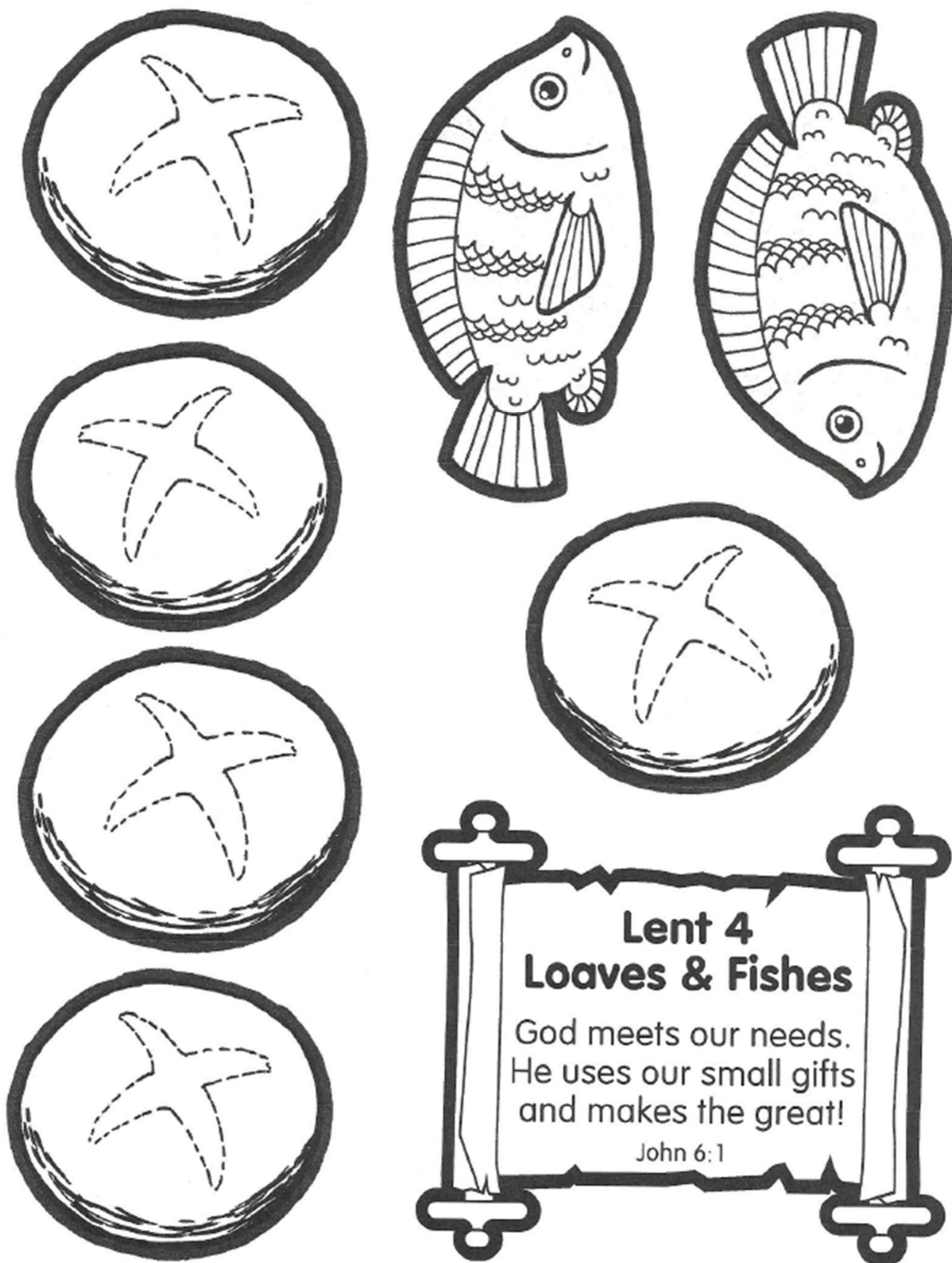
And when they found out they said, "Five, and two fish."

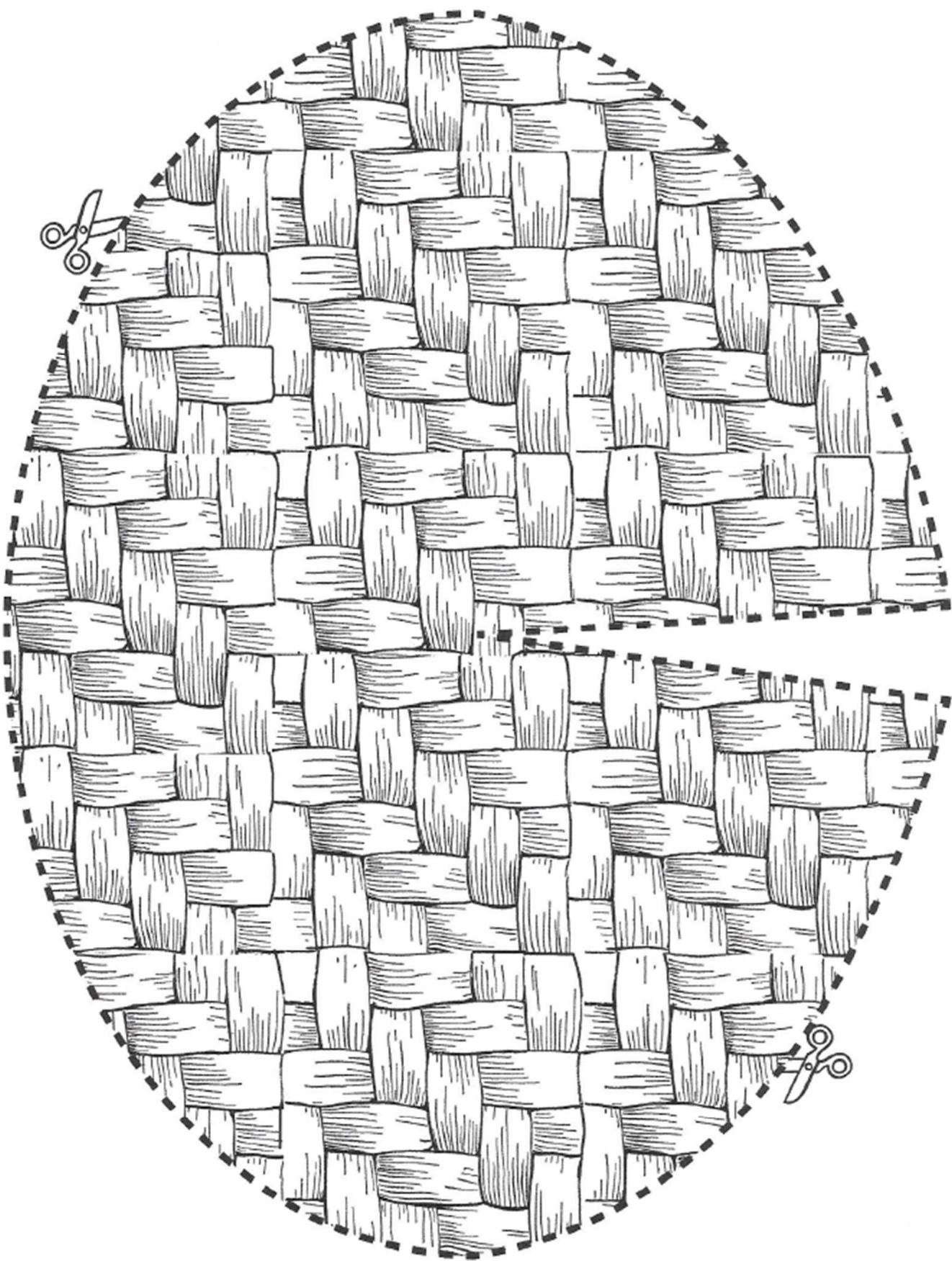
³⁹ Then He commanded them to make them all sit down in groups on the green grass. ⁴⁰ So they sat down in ranks, in hundreds and in fifties. ⁴¹ And when He had taken the five loaves and the two fish, He looked up to heaven, blessed and broke the loaves, and gave *them* to His disciples to set before them; and the two fish He divided among *them* all. ⁴² So they all ate and were filled. ⁴³ And they took up twelve baskets full of fragments and of the fish. ⁴⁴ Now those who had eaten the loaves were ^[c]about five thousand men.



Straw Fish Pattern









Resource:

Activity: <https://www.youtube.com/watch?v=0qM95OktvRo> Fish Bones video (basics)

https://www.craftsforkids.com/projects/1800/1801/Hands_On_Crafts_For_Kids_1801-2.htm

Jesus Feeds the 5000



1. How many fishes and loaves did the boy provide?
2. Why were the people hungry?
3. What did Jesus do before he distributed the bread and fishes?
4. Was there any bread and fish left over?



1. How many fishes and loaves did the boy provide? 5 loaves and 2 fish
2. Why were the people hungry? They had been following Jesus for a while
3. What did Jesus do before he distributed the bread and fishes? He blessed them
4. Was there any bread and fish left over? Yes!