

Activity Book





Name:



All about love

Love Bug Colouring

Decorate the love bugs' shells to bring them to life.




Positive Emotions

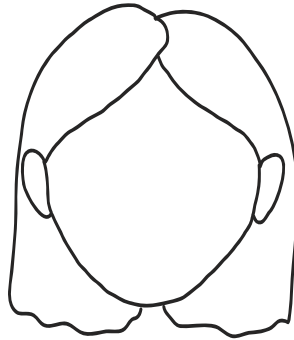
Emotions are how you are feeling about something. Everyone has emotions and feelings. Can you match the faces to the emotions?




happy






angry



sad




worried




Missing hearts


Can you finish the love heart chain by filling in the missing numbers?



Can you count up in 2s?




Can you count up in 3s?



Can you count up in 5s?

Pencil Skills

Use your pencil skills to trace the lines on our heart and get our love birds to their nests.



Love Potion

Follow the steps and make a love potion to share with those you love.

Ingredients

- ☐ Water
- ☐ Corn Syrup/Clear Glue
- ☐ Food Colouring if you want
- ☐ Glitter/Confetti/Beads/Dried Flowers
- ☐ Strong Glue
- ☐ Empty Bottle/Jar

Step 1

Fill your jar halfway with corn syrup.




Step 2

Add your toppings (glitter, confetti) and food colouring




Step 3

Fill the rest of the jar with water




Step 4

Glue the lid on. You don't want the water to leak. Decorate with ribbons and a name tag if you like.



What does your Potion Do?




Things I Love

Draw a picture, stick a photo or get someone or help write all about the things you love.


The people I love



The places I love



The food I love



I feel loved when




I love myself
because

I love doing



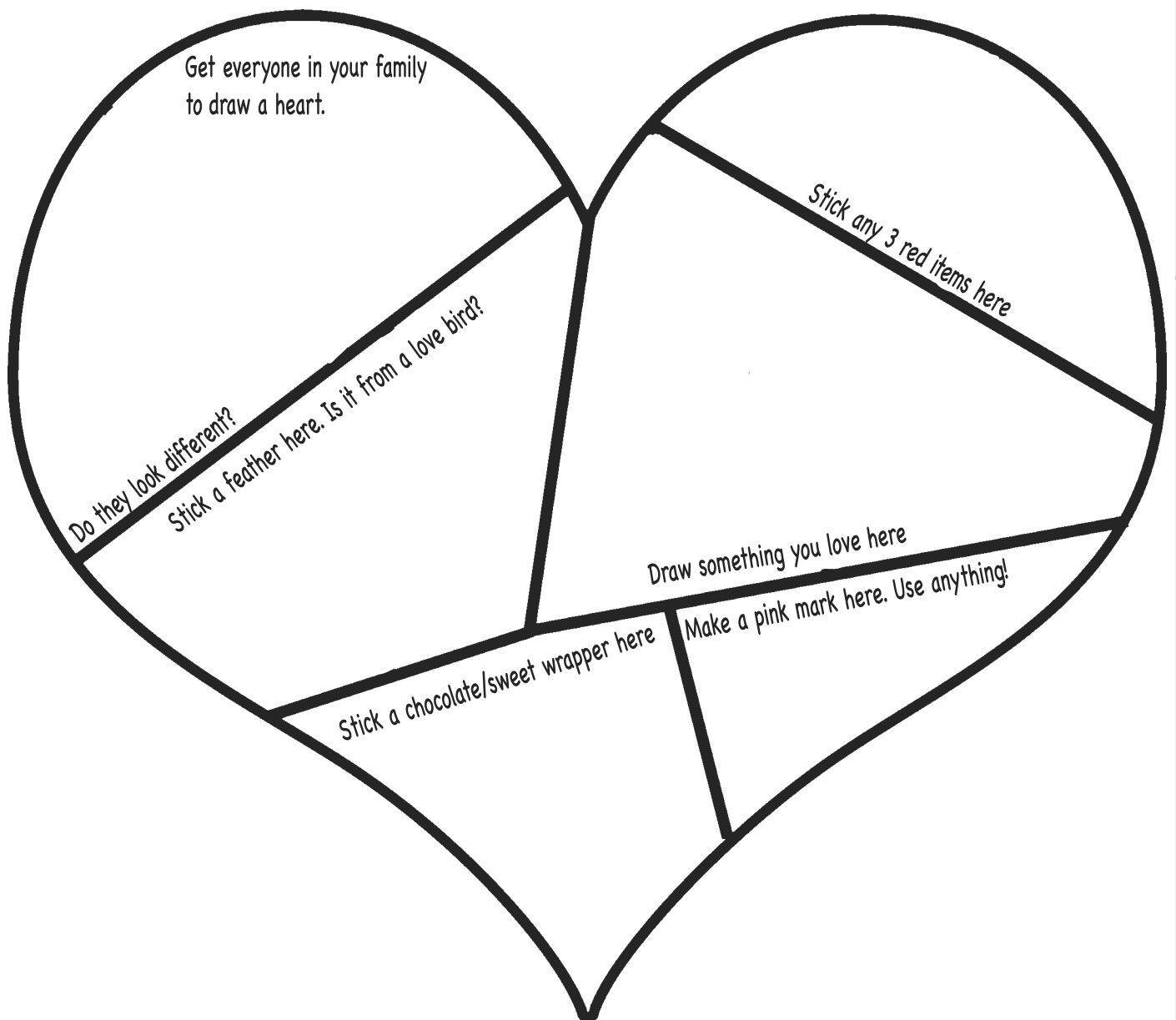
Roll and Colour

Roll a dice add 7 to the number. Colour in the heart with the sum of the two numbers. You can take turns rolling with a friend. The person with the most hearts coloured in wins.



Valentine's scavenger hunt


Can you find all the items on the list? Follow the instructions to make a valentine's scavenger collage.



Love Search

Can you find all the Valentines themed words in the word search?

v	f	l	o	w	e	r	s	i	p	k	l
a	f	g	t	x	z	o	p	i	v	h	o
l	z	c	h	e	r	u	b	s	h	i	v
e	c	h	o	c	o	l	a	t	e	h	e
n	a	y	l	a	g	c	r	k	f	g	h
t	r	k	l	h	u	g	r	i	r	b	t
i	d	m	x	l	z	i	o	s	d	o	f
n	s	i	a	k	l	f	w	s	p	w	r
e	t	b	l	d	q	t	z	p	l	m	d
s	g	v	w	a	d	y	l	m	i	o	p
q	u	r	t	u	c	i	x	e	r	a	b
c	u	p	i	d	h	h	e	a	r	t	n




love
heart
hug
kiss

gift
flowers
chocolate
cherub

bow
arrow
Valentine
cupid

Design a Love Monster

Draw a few random dots in the heart box. Connect them to make your love monster, then decorate it.

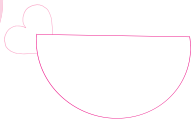


Where does your monster live?

What makes your monster feel loved?

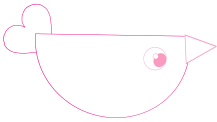
Love Bird Cutting

Carefull cut and paste these items, step by step to make a love bird. Decorate to your heart's content.




Step One: Cut out shape A and B.

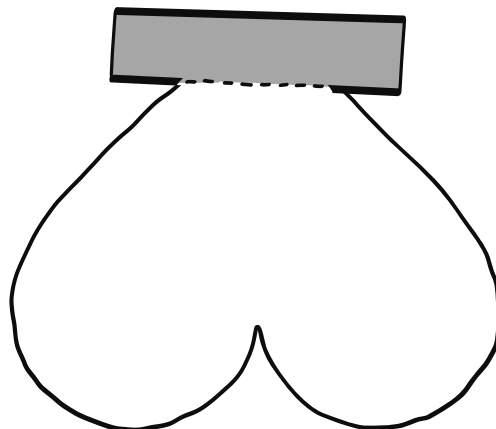

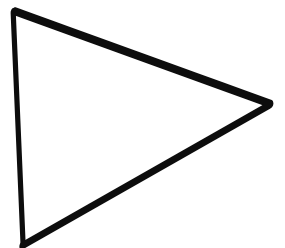

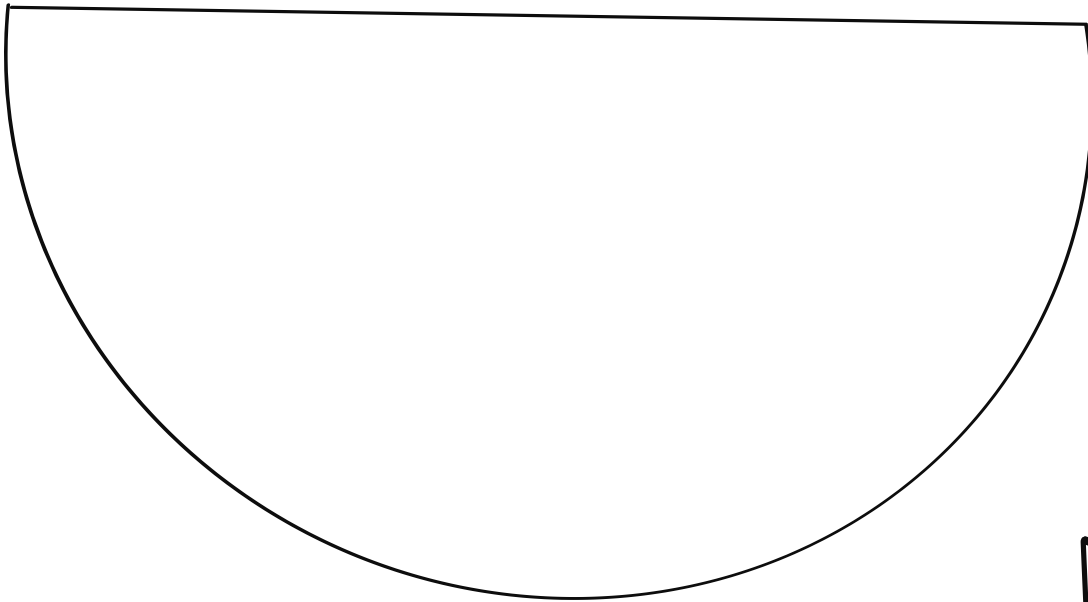
Stick shape B behind shape A to make the tail for your bird.



Step Two: Cut out shape C and D and stick then wherever you like. They are the beak and eye of the bird.



Step Three: Cut out shape E out. Fold along the dotted line and glue the small grey rectangle onto shape A. This is the wing.



Joke Code Breaker


Can you crack the code and get the answer to the joke?

A	B	C	D	E	F	G	H	I	J	K	L	M
1	2	3	4	5	6	7	8	9	10	11	12	13

N	O	P	Q	R	S	T	U	V	W	X	Y	Z
14	15	16	17	18	19	20	21	22	23	24	25	26

What do you call two birds in love?


20 23 5 5 20 8 5 1 18 20 19



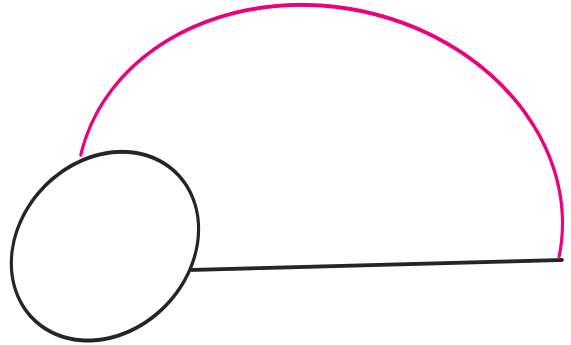
Colour us in

Draw a Love Bug


Follow the steps to draw your own love bug




Step 1




Step 2




Step 3



Step 4



Step 5



Have a go at tracing a love bug