



Activity Book







Name:



All about love

Love Bug Colouring

Decorate the love bug's shells to bring them to life.




Emotions

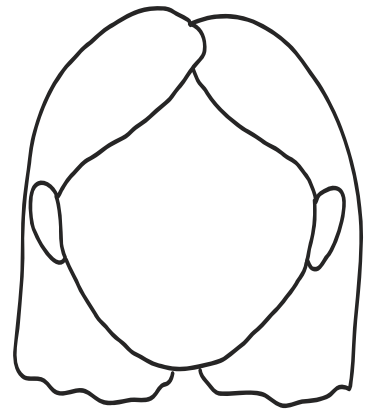
Emotions are how you are feeling about something. Everyone has emotions and feelings. Can you match draw the emotiond on theses faces?




Optimistic




frustrated



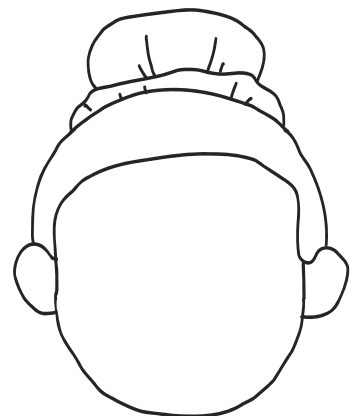
miserable



anxious




confident



curious

Missing hearts


Can you finish the love heart chain by filling in the missing numbers?



What is the pattern? _____




What is the pattern? _____



What is the pattern? _____

Dot Love Monster

Can you make the love monster by counting up in 12s?



Love Potion

Follow the steps and make a love potion to share with those you love.

Ingredients

- ☐ Water
- ☐ Corn Syrup/Clear Glue
- ☐ Food Colouring if you want
- ☐ Glitter/Confetti/Beads/Dried Flowers
- ☐ Strong Glue
- ☐ Empty Bottle/Jar

Step 1

Fill your jar halfway with corn syrup.




Step 2

Add your toppings (glitter, confetti) and food colouring




Step 3

Fill the rest of the jar with water



Step 4

Glue the lid on. You don't want the water to leak. Decorate with ribbons and a name tag if you like.



What does your Potion Do?

Who would you sell this to?
How much would you charge?




Things I Love

Draw a picture, stick a photo or get write all about the things you love.


The people I love



The places I love



The food I love



I feel loved when







I love myself
because

I love doing



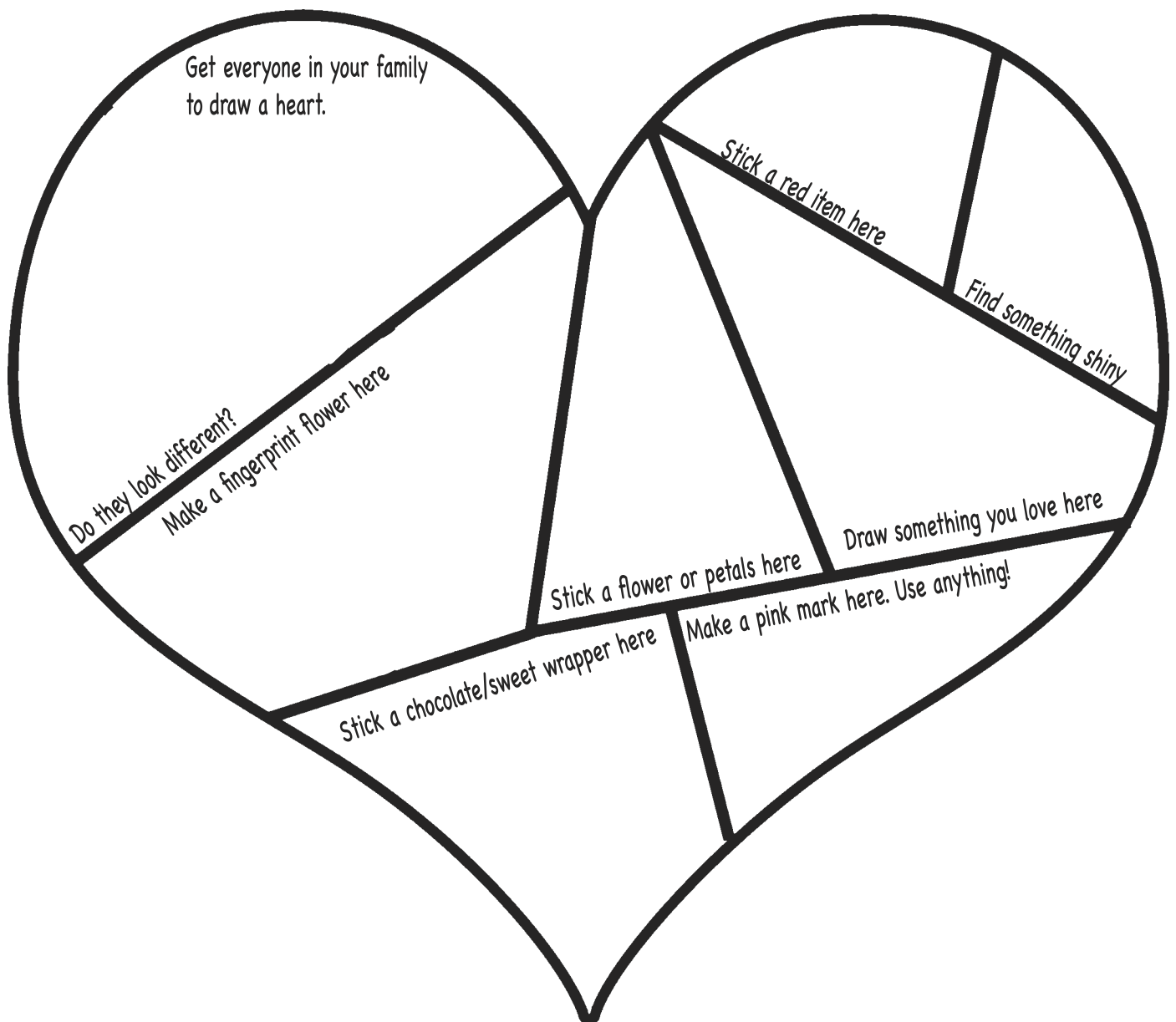
Roll and Colour

Roll a dice and find the fraction that fits it. The denominator will be 6 because there are 6 faces in a dice. Colour in the heart with the right fraction for your number. You can take turns rolling with a friend. The person with the most hearts coloured in wins.



Valentine's scavenger hunt


Can you find all the items on the list? Follow the instructions to make a valentine's scavnger collage.



Love Search

Can you find all the Valentines themed words in the word search?


s	e	a	h	r	f	o	b	o	g	c	a	r	d	s
t	c	s	o	e	m	a	m	v	m	s	o	x	e	c
v	e	o	l	s	i	h	n	s	v	a	a	e	b	i
a	m	e	i	v	f	r	i	e	n	d	s	h	i	p
l	a	v	d	a	e	o	f	h	k	m	b	e	m	k
e	s	w	a	c	b	m	a	o	i	i	a	o	s	c
n	e	o	y	s	r	a	v	s	e	r	d	s	r	h
t	o	h	r	a	u	n	f	o	a	e	b	i	o	o
i	s	c	m	y	a	c	a	n	d	y	o	g	s	c
n	l	b	x	b	r	e	m	b	r	a	c	e	e	o
e	v	o	l	k	y	i	f	b	a	w	v	v	s	l
o	g	v	j	e	s	s	b	o	n	r	m	e	s	a
v	c	u	p	i	d	v	a	d	o	r	e	a	b	t
a	x	o	i	v	s	o	d	e	i	r	y	s	n	e
s	m	s	w	e	e	t	h	e	a	r	t	o	m	i



cupid	admire	romance
St. Valentine	February	embrace
love	friendship	sweetheart
roses	adore	candy
chocolate	cards	holiday

Design a Love Monster

Draw a few random dots in the heart box. Connect them to make your love monster, then decorate it.

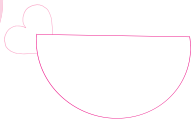


What is your monster like?

What makes your monster feel loved?

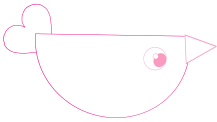
Love Bird Cutting

Carefull cut and paste these items, step by step to make a love bird. Decorate to your heart's content.




Step One: Cut out shape A and B.

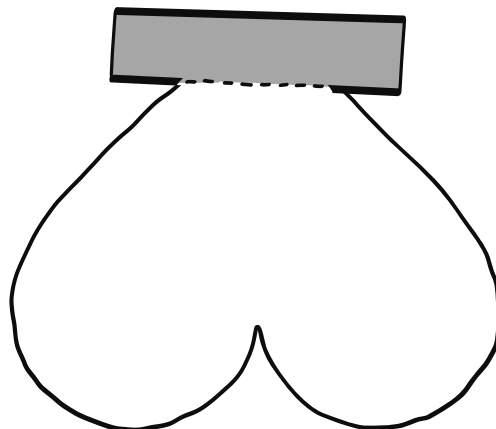

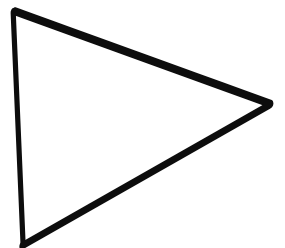

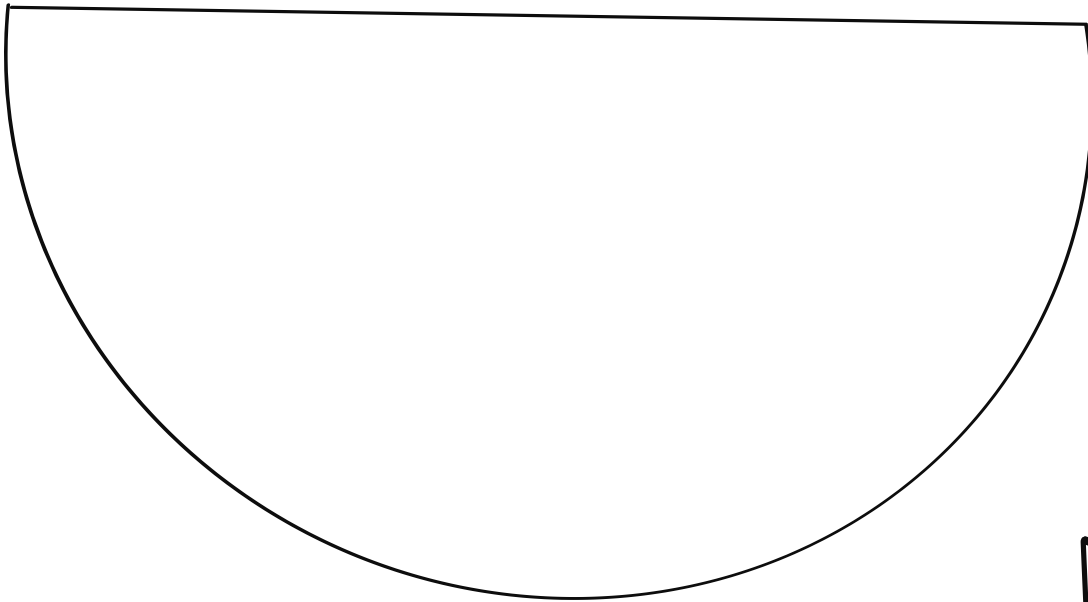
Stick shape B behind shape A to make the tail for your bird.



Step Two: Cut out shape C and D and stick then wherever you like. They are the beak and eye of the bird.



Step Three: Cut out shape E out. Fold along the dotted line and glue the small grey rectangle onto shape A. This is the wing.




Joke Code Breaker

Can you crack the code and get the answer to the joke?


A	B	C	D	E	F	G	H	I	J	K	L	M
1	2	3	4	5	6	7	8	9	10	11	12	13

N	O	P	Q	R	S	T	U	V	W	X	Y	Z
14	15	16	17	18	19	20	21	22	23	24	25	26



What do you call two birds in love?

20 23 5 5 20 ^ 5 1 18 20 19



What did the stamp say to the envelope on Valentine's Day?

9 13 19 20 21 3 11 15 14 25 15 21



What did one pickle say to the other?

25 15 21 13 5 1 14 1 7 18 5 1 20

Colour us in

4 9 12 12 20 15 13 5

Love Map

Write out all the things that have a special place in your heart.

Something I would love more of


Someone I love most

A place i love

How I show other love


A song I love most

Something I can't live without

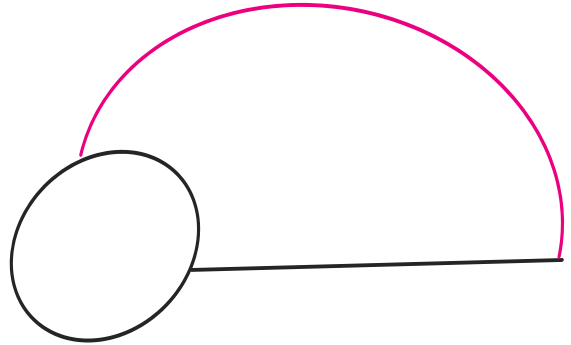


Draw a Love Bug


Follow the steps to draw your own love bug




Step 1




Step 2




Step 3



Step 4



Step 5



Decorate

Self Love Flower

Write your name or stick a picture of yourself in the centre of the flower.

Think about 6 things you like about yourself, it may be things you are good at, the kind of person you are, something you have done, what makes you proud etc. Write or draw them in the petals.

Colour and decorate your flower.

